

# CS (Lux) Global High Income Fund USD IAH CHF

## Fund information

Multi Asset Solutions

**205.67**

Fund total net assets, USD in millions

Share class TNA, CHF in millions <b>2.12</b>	Share class NAV, CHF <b>1'234.26</b>	Management fee p.a. <sup>1</sup> <b>0.50%</b>
MTD (net) return <b>1.41%</b>	QTD (net) return <b>1.07%</b>	YTD (net) return <b>1.07%</b>

## Fund details

Investment Manager	Sacha Widin, Christopher Schütz
Fund launch date	22.09.2014
Share class launch date	24.07.2019
Share class	IAH
Share class currency	CHF
Distribution policy	Distributing
Fund domicile	Luxembourg
ISIN	LU2029718652

## Investment Policy

The Subfund is an actively managed, globally investing mixed asset class fund with flexible allocation to the different investment categories. The investments will be biased towards investment categories showing above average yield and the focus lies on regular, steady payouts. The weighting of the individual investment categories may vary over time according to the investment manager's market expectations so that the Subfund may be highly concentrated in any asset class at any time.

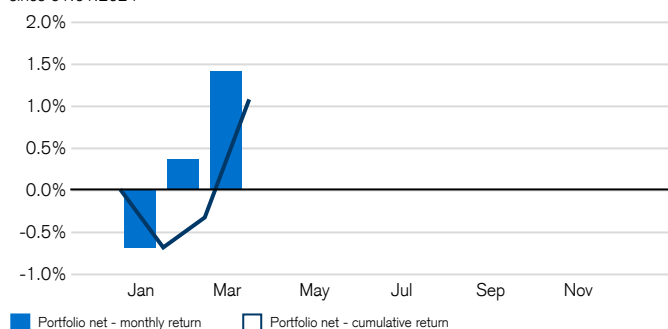


The distribution target is not guaranteed. Please see more information after Potential Risks section for more details.

Investing involves risk including the risk of loss of capital. Past performance does not predict future returns. Neither simulated nor historical performance is a reliable indicator for current or future performance.

## Performance overview - monthly & cumulative

since 01.01.2024



Until **15.01.2021**, the Fund had different characteristics and performance was achieved under circumstances that no longer apply. Merger with CS (Lux) Portfolio Fund Global Balanced USD as per 15.01.2021.

## Performance overview - cumulative

since 01.08.2019



## Performance overview - monthly & YTD

since 01.01.2024, in %

	Jan	Feb	Mar	Apr	May	Jun	Jul	Aug	Sep	Oct	Nov	Dec	YTD
Portfolio net	-0.69	0.36	1.41										1.07

## Performance overview

since 01.08.2019, in %

	Rolling Returns			Annualized Returns			
	1 months	3 months	1 year	3 years	5 years	ITD	
Portfolio net	1.41	1.07	4.88	-0.07	n/a	1.01	

## Risk overview - ex post

since 01.08.2019, in %

	Annualized risk, in %			
	1 year	3 years	5 years	ITD
Portfolio volatility	7.83	8.29	n/a	11.22

<sup>1</sup> If the currency of a financial product and/or its costs is different from your reference currency, the return and cost may increase or decrease as a result of currency fluctuations.  
The individuals mentioned above only conduct regulated activities in the jurisdiction(s) where they are properly licensed, where relevant.  
Please find the definition of all the acronyms/terms used in this document in the Glossary. Additional important information can be found at the end of the document.

## Performance overview - yearly

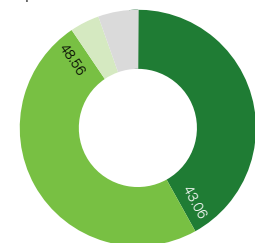
since 01.08.2019, in %

	2019	2020	2021	2022	2023	2024
Portfolio net	2.28	-1.05	6.04	-8.44	5.50	1.07

Until **15.01.2021**, the Fund had different characteristics and performance was achieved under circumstances that no longer apply. Merger with CS (Lux) Portfolio Fund Global Balanced USD as per 15.01.2021.

### Asset breakdown

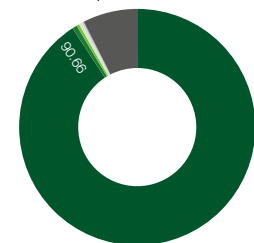
By asset class in % of total economic exposure



Cash and Cash Equivalents: -1.19  
 Fixed Income: 43.06  
 Equities: 48.56  
 MLPs: 4.03  
 Real Estate: 5.54

### Asset breakdown (after currency hedging on fund level)

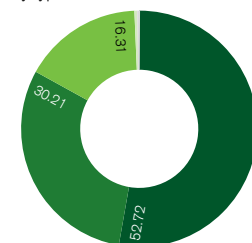
By instrument currency in % of total economic exposure



USD: 90.66  
 AUD: 0.66  
 CAD: 0.37  
 EUR: 0.35  
 JPY: 0.26  
 CHF: 0.09  
 GBP: 0.04  
 Others: 7.56

### Asset breakdown

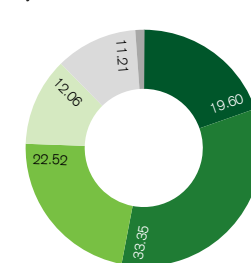
By type in % of bond economic exposure



Straight bonds: 52.72  
 Emerging Market bonds: 30.21  
 High Yield bonds: 16.31  
 Senior Loans: 0.38  
 Convertibles: 0.38

### Asset breakdown

By duration in % of bond economic exposure



<1 year: 19.60  
 1-3 years: 33.35  
 3-5 years: 22.52  
 5-7 years: 12.06  
 7-10 years: 11.21  
 >10 years: 1.26

## Asset breakdown by asset class & country

In % of total economic exposure

	Cash and Cash Equivalents	Fixed Income	Equities	Alternatives	Total
USA	-	15.26	10.58	1.08	26.91
Emerging Markets	-	13.01	9.49	1.16	23.66
Global	-	7.50	1.36	5.54	14.40
Euroland	-	1.55	12.35	0.31	14.21
United Kingdom	-	4.78	2.88	0.82	8.48
Asia Pacific	-	0.17	5.02	0.23	5.42
Canada	-	0.79	2.59	0.30	3.68
Japan	-	-	3.25	0.13	3.38
Switzerland	-	-	1.05	-	1.05
Others	-1.19	-	-	-	-1.19
<b>Total</b>	<b>-1.19</b>	<b>43.06</b>	<b>48.56</b>	<b>9.57</b>	<b>100.00</b>

Past performance does not predict future returns. Neither simulated nor historical performance is a reliable indicator for current or future performance.

## Performance commentary

The S&P 500 hit a fresh all-time high, its 20th so far this year and other major markets joined the cyclical upswing with monetary easing around the corner. Except for Japan, bond yields of the developed economies are on their way down, although from still historically high levels. Lingering geopolitical uncertainty gives rise to more volatile commodity prices as reflected in the price increase this month. The CHF weakened on the recent rate cut while the USD continued to stay strong, but range bound.

## Market comments

As the first quarter ends, equity markets are buoyant and cross-asset volatility has remained low. The Swiss National Bank announced a 25-basis-point rate cut in March, being the first in a row of rate-cutting cycles among major central banks to be expected this year. The Bank of Japan on the other hand took a historic step, implementing its first hike in 17 years, and ending an eight-year stretch of negative interest rates. The move followed further evidence that Japan's decades-long struggle with deflation is coming to an end. For the US economy, much of the recent debate revolved around whether it would stage a hard landing or a soft landing after an impressive run of growth and resilience. Currently, a still tight labor market and surprisingly high inflation adds credence to the prospect of "no landing at all," at least in the short run.

## Comments on positioning

The equity quota (including preferred shares) stands at around 48%, before hedges. Major equity exposure is within the euro zone and the US. Fixed income is around 42%, around 13% in emerging market bonds, around 7% in high yield bonds. REITs and infrastructure represent around 9% of the fund. The USD exposure is at around 90%.

## Comments on transactions

No major transactions in March.

## Key identifiers

Instrument Name	Credit Suisse (Lux) Global High Income Fund USD IAH CHF
ISIN	LU2029718652
Bloomberg ticker	CGHIAHC LX
Valor no.	49002215

## Key facts

Fund management company	Credit Suisse Fund Management S.A.
UCITS	Yes
SFDR Classification	Article 6
Accounting year end	30. November
Securities lending	Yes
Ongoing charges <sup>2</sup>	0.82%
Subscription notice period	daily
Subscription settlement period	T + 2
Redemption notice period	daily
Redemption settlement period	T + 2
Distribution frequency	Quarterly
Last distribution	15.03.2024
Distribution value	15.50
Distribution currency	CHF
Cut-off time	13:00 CET
Swinging single pricing (SSP <sup>3</sup> )	partial swing NAV

## Fixed Income – Key metrics

	Modified duration	Yield to worst
Fixed Income	3.79	5.81%

## Risk overview - ex post

	1 year Portfolio	3 years Portfolio
Minimum net return, in %	-2.61	-5.52
Maximum net return, in %	4.36	4.64
Maximum drawdown, in %	-5.63	-14.51
Sharpe ratio	0.50	-0.01

## Cash and Cash Equivalents

as of 29.02.2024

Instrument Name	Currency	Weight
Cash and Cash Equivalents		-0.50%

## Top 15 positions by segment

as of 29.02.2024

Instrument Name <sup>3</sup>	Currency	Coupon p.a.	Maturity date	Weight
<b>Fixed Income</b>				<b>42.78%</b>
STORM FUND II STORM B-ICDNOK	NOK			1.49%
TREASURY BOND	USD	6.50%	15.11.2026	1.03%
TREASURY BOND	USD	6.38%	15.08.2027	1.03%
ANHEUSER-BUSCH INBEV NV	GBP	9.75%	30.07.2024	0.99%
FRANCE (REPUBLIC OF)	EUR	6.00%	25.10.2025	0.84%
QUEBEC (PROVINCE OF)	CAD	8.50%	01.04.2026	0.80%
NISSAN MOTOR ACCEPTANCE COMPANY LL	USD	7.05%	15.09.2028	0.78%
INTERNATIONAL FINANCE CORP	MXN	7.00%	20.07.2027	0.69%
VOLKSWAGEN FINANCIAL SERVICES N.V.	GBP	6.50%	18.09.2027	0.65%
ROTHESAY LIFE LTD	GBP	8.00%	30.10.2025	0.65%
URUGUAY (REPUBLIC OF)	USD	7.88%	15.01.2033	0.58%
EUROPEAN INVESTMENT BANK	GBP	6.00%	07.12.2028	0.57%
PANAMA (REPUBLIC OF)	USD	9.38%	01.04.2029	0.55%
M&G PLC	USD		20.10.2048	0.50%
PERU (REPUBLIC OF)	USD	8.75%	21.11.2033	0.48%
<b>Equities</b>				<b>48.09%</b>
JAPAN TOBACCO INC	JPY			0.25%
NWS HOLDINGS LTD	HKD			0.23%
INTERNATIONAL BUSINESS MACHINES CO	USD			0.22%
ANTOFAGASTA PLC	GBP			0.22%
ABBVIE INC	USD			0.21%
POWER CORPORATION OF CANADA	CAD			0.21%
SAMSUNG CARD LTD	KRW			0.20%
GLAXOSMITHKLINE	GBP			0.20%
AGRICULTURAL BANK OF CHINA LTD H	HKD			0.20%
ALTRIA GROUP INC	USD			0.20%

<sup>2</sup> If the currency of a financial product and/or its costs is different from your reference currency, the return and cost may increase or decrease as a result of currency fluctuations.<sup>3</sup> The individual entities and/or instruments mentioned on this page are meant for illustration purposes only and are not intended as a solicitation or an offer to buy or sell any interest or any investment.

Instrument Name <sup>3</sup>	Currency	Coupon p.a.	Maturity date	Weight
UNITED STATES CELLULAR CORPORATION	USD	6.25%	01.09.2069	0.20%
KAWASAKI KISEN LTD	JPY			0.20%
PETROLEO BRASILEIRO PREF SA	BRL			0.20%
UNIPOL GRUPPO FINANZIARIO	EUR			0.19%
MALAYAN BANKING	MYR			0.19%

## Top 5 positions by segment

as of 29.02.2024

Instrument Name <sup>4</sup>	Currency	Weight
<b>Alternatives</b>		<b>9.64%</b>
INVESCO MORNINGSTAR US EN INFRA ML	USD	2.02%
BSF GL REAL ASSET SECURITIES FD D3	USD	1.48%
ASIAN ENERGY IMPACT TRUST PLC	USD	0.39%
THE RENEWABLES INFRASTRUCTURE GROU	GBP	0.31%
GREENCOAT UK WIND PLC	GBP	0.27%

## Potential Risks

The Fund's risk and reward profile does not reflect the risk inherent in future circumstances that differ from what the Fund has experienced in the recent past. This includes the following events which are rare but can have a large impact.

- Credit risk: Issuers of assets held by the Fund may not pay income or repay capital when due. The Fund's investments have considerable credit risk.
- Liquidity risk: Assets cannot necessarily be sold at limited cost in an adequately short timeframe. The Fund's investments may be prone to limited liquidity. The Fund will endeavor to mitigate this risk by various measures.
- Counterparty risk: Bankruptcy or insolvency of the Fund's derivative counterparties may lead to payment or delivery default. The Subfund will endeavor to mitigate this risk by the receipt of financial collateral given as guarantees.
- Event risk: In the case a trigger event occurs contingent capital is converted into equity or written down and thus may lose substantially in value.
- Operational risk: Deficient processes, technical failures or catastrophic events may cause losses.
- Political and Legal risks: Investments are exposed to changes of rules and standards applied by a specific country. This includes restrictions on currency convertibility, the imposing of taxes or controls on transactions, the limitations of property rights or other legal risks. Investments in less developed financial markets may expose the Fund to increased operational, legal and political risk.
- Sustainability risks: Sustainability risks are environmental, social or governance events or conditions can have a material negative effect on the return, depending on the relevant sector, industry and company exposure.

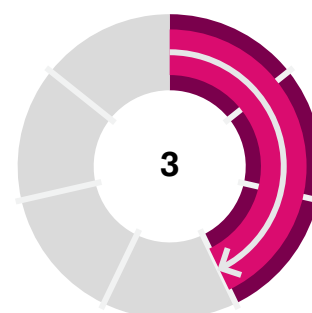
The product's investment objectives, risks, charges and expenses, as well as more complete information about the product, are provided in the prospectus (or relevant offering document), which should be read carefully before investing.

**The full offering documentation including complete information on risks may be obtained free of charge from a Credit Suisse client advisor, representative, or, where applicable, via Fundsearch ([credit-suisse.com/fundsearch](https://credit-suisse.com/fundsearch)).**

**The investment promoted in this marketing material concerns the acquisition of units or shares in a fund and not of any underlying assets. The underlying assets are owned by the fund only.**

## Risk profile<sup>5</sup>

PRIIP SRI



Larger values (up to 7) indicate higher risk while lower values (up to 1) indicate lower risk.

The scenarios presented are an estimate of future performance based on evidence from the past on how the value of this investment varies, and/or current market conditions and are not an exact indicator. What you will get will vary depending on how the market performs and how long you keep the investment/product. Future performance might also be subject to taxation, which depends on the personal situation of each investor and which may change in the future. An investment may lead to a financial loss.

The distribution target of 5% p.a. is not guaranteed. The fund management may decide to make a partial repayment provided that all income and realized capital gains from the most recent full financial year and the preceding financial years have been fully distributed.

### Target return is not a projection, prediction, or guarantee of future results.

While CS believes that the assumptions upon which such targeted returns are based are reasonable, such targeted returns are not necessarily a valid guide to future performance, and the actual results may differ from any performance targets set forth in this document. The targeted return objective is based on the manager's analysis and evaluation of investment opportunities and on numerous investment-specific assumptions that may not be consistent with future market conditions and that may significantly affect actual investment results. Each of these assumptions may involve a significant element of subjective judgment and may be adversely affected by post-investment changes in market conditions. Material assumptions include expected coupons, yield levels and dividend policy of the underlying assets in the portfolio, expected taxes and costs borne by the fund investors, and the general development of market interest rates and the market investment cycle. The attention of investors is drawn to material limitations of such assumptions. Historical data that provides the foundation for the target return is derived over a limited or possibly unrepresentative market cycle. It is further emphasized that if one or more of the underlying assumptions upon which the targeted returns are based are incorrect, actual returns may differ from the targeted returns. Historical data provide the basis for target return to some extent. However, past performance is not a guarantee or indicator of future performance. The target return presented is meant for reference only, and may be amended, modified or superseded at any time. Every investor is urged to personally verify the accuracy of target return and to consult all relevant information in order to construe his own independent opinion, if necessary, with the assistance of a specialist, before taking any investment decision. There can be no assurance that all relevant factors in establishing the targeted returns have been taken into account or that the assumptions are accurate in light of actual changes in the market and/or economic conditions affecting the investments.

<sup>4</sup> The individual entities and/or instruments mentioned on this page are meant for illustration purposes only and are not intended as a solicitation or an offer to buy or sell any interest or any investment.

<sup>5</sup> The risk indicator assumes you keep the Product for 5 years. The actual risk can vary significantly if you redeem at an early stage and you may get back less. The Summary Risk Indicator is a guide to the level of risk of this Product compared to other products. It shows how likely it is that the Product will lose money because of movements in the markets. Be aware of currency risk if your reference currency differs from the currency of the Product. You may receive payments in a different currency, so the final return you will get depends on the exchange rate between the two currencies. Investors shall note that the Product may be exposed to further risks such as operational, counterparty, political, sustainability and legal risks that are not included in the Summary Risk Indicator. This Product does not include any protection from future market performance so you could lose some or all of your investment.

## Glossary

Annualized Risk	Annualized risk is a statistic, which is used to measure the risk of a fund by describing the range of returns, which were achieved in the observation period are most likely to be achieved. Greater volatility implies greater risk.
Ex post	Refers to metrics based on historical data
ITD	Inception-to-date
Maximum drawdown	Represents the worst possible result (in percentage terms) that occurred during the period being analyzed.
MTD	Month-to-date
NAV	Net Asset Value
Ongoing Charges	The calculation of the ongoing charge is based on the Committee of European Securities Regulators/10-674 Directive. For a maximum of 12 months from fund fiscal year end and since inception, the ongoing charges figure is based on estimated expenses. After that, the ongoing charges correspond to the TER of the last annual report. It excludes performance fees and portfolio transaction costs, except in the case of an entry/exit charge paid by the fund when buying or selling shares/units in another collective investment undertaking.
QTD	Quarter-to-date
Sustainable Finance Disclosure Regulation (SFDR)	Regulation (EU) 2019/2088 of the European Parliament and of the Council of 27 November 2019 on sustainability-related disclosures in the financial services sector
Sharpe ratio	The Sharpe ratio gives the excess return per unit of risk (in terms of standard deviation). The higher the ratio, the better the risk-return profile of the fund.
TNA	Total Net Assets
YTD	Year-to-date

## Warning statements

Asset breakdown	Indicative allocation may change over time. All holdings are shown strictly for information purposes only and do not constitute investment recommendations of Credit Suisse. Please note that this does not constitute an offer or a solicitation to buy or sell any interest or any investment.
Swinging Single Pricing	For more details, please refer to the relevant chapter "Net Asset Value" of the fund's prospectus
Performance start date	Performance calculation and presentation start with the first full month of an invested strategy. This can lead to a difference in launch and performance start dates.
PRIIP SRI	The Summary Risk Indicator is a guide to the level of risk of this Product compared to other products. It shows how likely it is that the Product will lose money because of movements in the markets.
Yield to maturity/Yield to worst	The shown yield to maturity/yield to worst is calculated as of 31.03.2024 and does not take into account costs, changes in the portfolio, market fluctuations and potential defaults. The yield to maturity / yield to worst is an indication only and is subject to change.

**Want to learn more?**

Visit: <https://credit-suisse.com/fundsearch>

#### Important information

Source: Credit Suisse, unless otherwise specified

This material constitutes marketing material of Credit Suisse AG and/or its affiliates (hereafter "CS").

This material does not constitute or form part of an offer or invitation to issue or sell, or of a solicitation of an offer to subscribe or buy, any securities or other financial instruments, or enter into any other financial transaction, nor does it constitute an inducement or incitement to participate in any product, offering or investment.

This marketing material is not a contractually binding document or an information document required by any legislative provision.

Nothing in this material constitutes investment research or investment advice and may not be relied upon. It is not tailored to your individual circumstances, or otherwise constitutes a personal recommendation, and is not sufficient to take an investment decision.

The information and views expressed herein are those of CS at the time of writing and are subject to change at any time without notice. They are derived from sources believed to be reliable.

CS provides no guarantee with regard to the content and completeness of the information and where legally possible does not accept any liability for losses that might arise from making use of the information. If nothing is indicated to the contrary, all figures are unaudited. The information provided herein is for the exclusive use of the recipient.

The information provided in this material may change after the date of this material without notice and CS has no obligation to update the information.

This material may contain information that is licensed and/or protected under intellectual property rights of the licensors and property right holders. Nothing in this material shall be construed to impose any liability on the licensors or property right holders. Unauthorised copying of the information of the licensors or property right holders is strictly prohibited.

The full offering documentation including, the prospectus or offering memorandum, the Key Investor Information Document (KIID), the Key Information Document (KID), the fund rules, as well as the annual and bi-annual reports ("Full offering documentation"), as the case may be, may be obtained free of charge in one of the languages listed below from the legal entity/entities indicated below and where available via FundSearch ([credit-suisse.com/fundsearch](https://credit-suisse.com/fundsearch)).

Information on your local distributors, representatives, information agent, paying agent, if any, and your local contacts in respect of the investment product(s) can be found below.

The only legally binding terms of any investment product described in this material, including risk considerations, objectives, charges and expenses are set forth in the prospectus, offering memorandum, subscription documents, fund contract and/or any other fund governing documents.

For a full description of the features of the products mentioned in this material as well as a full description of the opportunities, risks, and costs associated with the respective products, please refer to the relevant underlying securities prospectuses, sales prospectuses, or other additional product documents, which we will be pleased to provide to you at any time upon request.

The investment promoted in this marketing material concerns the acquisition of units or shares in a fund and not of any underlying assets. The underlying assets are owned by the fund only.

This material may not be forwarded or distributed to any other person and may not be reproduced. Any forwarding, distribution or reproduction is unauthorized and may result in a violation of the U.S. Securities Act of 1933, as amended (the "Securities Act"). The securities referred to herein have not been, and will not be, registered under the Securities Act, or the securities laws of any states of the United States and, subject to certain exceptions, the securities may not be offered, pledged, sold or otherwise transferred within the United States or to, or for the benefit or account of, U.S. persons.

In addition, there may be conflicts of interest with regard to the investment.

In connection with the provision of services, Credit Suisse AG and/or its affiliates may pay third parties or receive from third parties, as part of their fee or otherwise, a one-time or recurring fee (e.g., issuing commissions, placement commissions or trailer fees).

Prospective investors should independently and carefully assess (with their tax, legal and financial advisers) the specific risks described in available materials, and applicable legal, regulatory, credit, tax and accounting consequences prior to making any investment decision.

The alternative investment fund manager or the (UCITS) management company, as applicable, may decide to terminate local arrangements for the marketing of the shares/units of a fund, including terminating registrations or notifications with the local supervisory authority.

A summary of investor rights for investing into European Economic Area domiciled investment funds managed or sponsored by Credit Suisse Asset Management can be obtained in English via [www.credit-suisse.com/am/regulatory-information](https://www.credit-suisse.com/am/regulatory-information), local laws relating to investor rights may apply.

#### Spain

**Regulator / Supervisor legal entity:** Comisión Nacional del Mercado de Valores ("CNMV"), Edison, 4, 28006 Madrid Spain, Tel: 34 91 585 15 00, Website: [www.cnmv.es](https://www.cnmv.es)

**Distributor - if this material is distributed by:** Credit Suisse AG, Sucursal en España\*, Calle Ayala 42, 28001 Madrid, España

\* Legal entity, from which the full offering documentation, the key investor information document (KIID), the fund rules, as well as the annual and bi-annual reports, if any, may be obtained free of charge.

**Language versions available:** English, German, French or Italian

Copyright © 2024 CREDIT SUISSE. All rights reserved.