

E.T.H.I.C.A. - RC2 - EUR

Equity



Investment Objective

The investment objective is to obtain medium- and long-term performance by investing in the shares of companies that meet the following ethical criteria: Respect for human rights, life and the promotion of peace, respect for fundamental labour rights, development of social progress and employment, preservation of the environment, respect for market functioning rules and respect for good governance rules. Consideration of these criteria will be added to that of traditional financial criteria, such as earnings growth or company valuation, with the aim of building a portfolio offering the best possible combination of ethical benchmarks and financial qualities.

Fund Manager



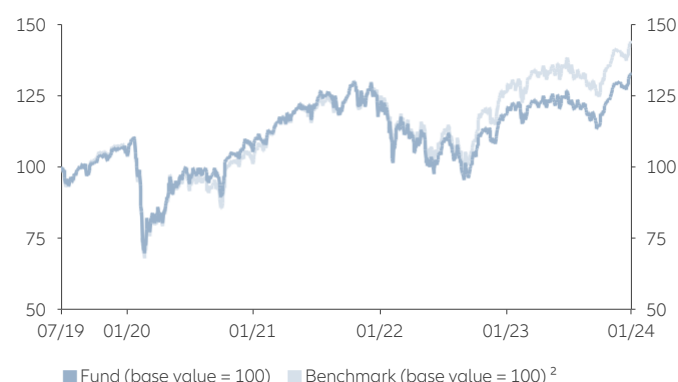
Christine Clet-Messadi
(since 04/01/2008)



Christophe Hautin
(since 12/20/2023)

Performance

Since Inception ¹



Annual Performance (%) ¹

	Fund	Benchmark ²
07/24/2019 - 01/31/2020	4.00	3.60
01/31/2020 - 01/31/2021	1.34	-2.43
01/31/2021 - 01/31/2022	15.23	22.22
01/31/2022 - 01/31/2023	-2.50	2.30
01/31/2023 - 01/31/2024	12.04	13.69

Performance History (%) ¹

	YTD	1M	3M	6M	1Y	3Y	3Y p.a.	S. Inc.	S. Inc. p.a.	2019	2020	2021	2022	2023
Fund	2.47	2.47	14.73	4.88	12.04	25.88	7.97	32.68	6.45	5.56	0.11	19.99	-14.69	19.69
Benchmark ²	2.17	2.17	13.96	3.71	13.69	42.14	12.44	43.67	8.34	6.43	-3.20	23.34	-9.49	22.27

Past performance does not predict future returns.

Key Information

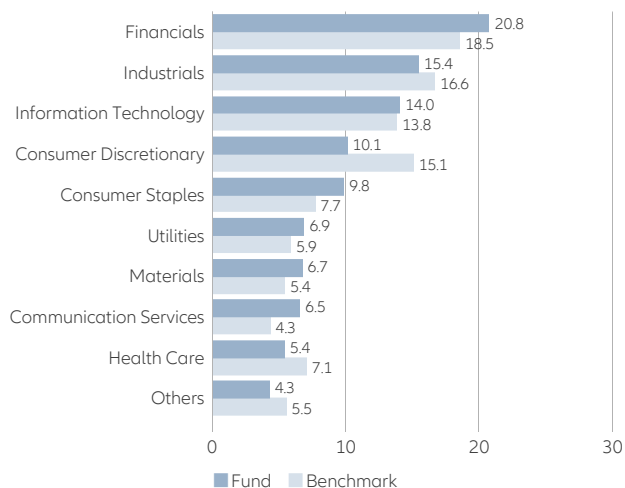
ISIN / German security no.	FR0013428158
Benchmark ²	MSCI EMU Total Return Net (in EUR)
EU SFDR Category ³	Article 8
Management company	Allianz Global Investors GmbH, France branch
Investment manager	Allianz Global Investors GmbH, France branch
Custodian bank	Société Générale
Launch date	07/17/2019
Net assets	114.81 mn. EUR
Share class volume	6.53 mn. EUR
Financial year end	12/31/
Registered for sale in	ES, FR
Number of Holdings	56

Risk/ Return Ratios

	3 Years
Alpha (%)	-4.46
Beta	0.95
Coefficient of correlation	0.98
Information ratio	-1.40
Sharpe ratio ⁴	0.42
Treynor ratio	7.11
Tracking error (%)	3.19
Volatility (%) ⁵	15.99
Active share (%) ⁶	53.23

Portfolio Structure ⁷

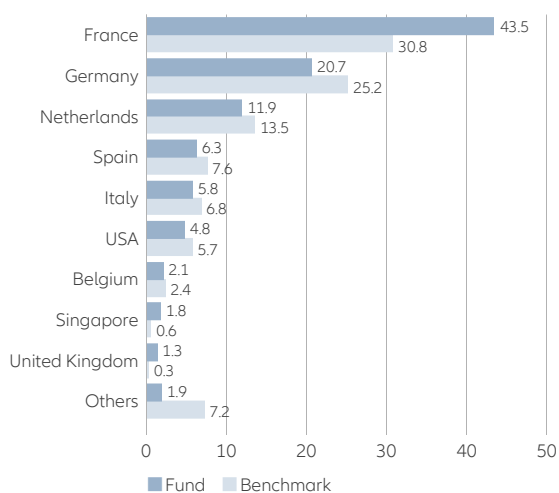
Sector Breakdown (%)



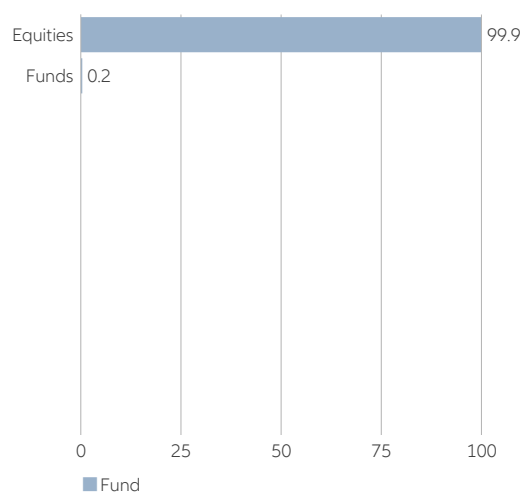
Top 10 Holdings (%)

ASML HOLDING NV	6.95
SIEMENS AG-REG	4.06
BNP PARIBAS	3.81
ALLIANZ SE-REG	3.67
SCHNEIDER ELECTRIC SE	3.50
LVMH MOET HENNESSY LOUIS VUI	3.37
AIR LIQUIDE SA	3.33
L'OREAL	2.90
VINCI SA	2.75
AXA SA	2.71
Total	37.05

Country/Location Breakdown (%)



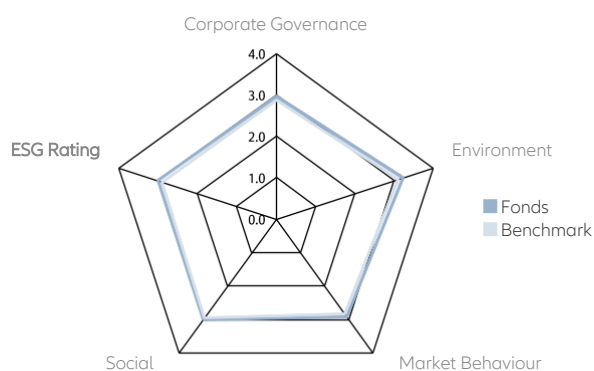
Asset Allocation Breakdown (%)



Fee Structure

All-in fee in % p.a. ⁸	1.50
TER (%) ⁹	1.50

ESG Profile (calculated upon a rated ESG asset area) ¹⁰



ESG Ratings

Fonds	Corporate Governance	2.97
	Environment	3.23
	Market Behaviour	2.91
	Social	3.00
	ESG Rating	3.01
Benchmark	Corporate Governance	2.87
	Environment	3.09
	Market Behaviour	2.82
	Social	2.95
	ESG Rating	2.91

Opportunities

- + In the long term, high return potential from equities
- + Evolution towards economically responsible and sustainable companies
- + Targeted engagement in eurozone stock markets
- + Broader coverage via different stocks

Risks

- High probability of fluctuation of equities, possible fall in prices.
- Potential increase in the volatility (fluctuation) of the value of the units
- Greater downside risk in eurozone stock market
- Limited investment in certain potential stocks
- No guarantee of success in terms of active management and stock analysis

FOR FUND DISTRIBUTORS AND PROFESSIONAL INVESTORS ONLY

- 1) Calculated at the net asset value, excl. front-end load, distributions reinvested. Calculation according to method as defined by BVI, the German Fund Companies Association. **Any front-end loads reduce the capital employed and the performance.**
- 2) Benchmark history: until 19/12/2023 EURO STOXX 50 Total Return Net (in EUR)
- 3) SFDR: EU Sustainable Finance Disclosure Regulation. Information accurate at time of publishing.
- 4) The Sharpe ratio states the relationship between the return generated by the fund and the investment risk. The fund's excess return versus the risk-free market rate is compared to volatility. Negative values are not meaningful.
- 5) Volatility measures the fluctuation range of the fund's performance over a specified period of time.
- 6) Measure of the proportion of fund assets that is invested differently from the benchmark.
- 7) This is for guidance only and not indicative of future allocation.
- 8) The all-in fee includes the expenses previously called management, administration and distribution fees. Any payment of a trail fee by the management company to a distribution partner will be effected from the all-in fee.
- 9) TER generally: Total cost (except transaction costs) charged to the fund during the last financial year. TER for funds-of-funds: The costs incurred by the fund itself (except transaction costs). Since the fund held other investment units ("target funds") in the reporting period, further costs, charges and fees may have been incurred at the level of the target fund.
- 10) Notation scale from 0 to 4. At least 100% of portfolio assets must comply with our human rights standards (an ex ante filter is applied) and at least 95% of portfolio asset must have an ESG rating of 2 or more (the ESG rating being calculated on the basis of a weighted average of the other four criteria – weightings varying according to the sector of the issuer).

Disclaimer

Investing involves risk. The value of an investment and the income from it may fall as well as rise and investors might not get back the full amount invested. E.T.H.I.C.A. is an open-ended investment fund organised under the laws of France. The value of the fund units/shares may be subject to highly elevated volatility. Past performance does not predict future returns. If the currency in which the past performance is displayed differs from the currency of the country in which the investor resides, then the investor should be aware that due to the exchange rate fluctuations the performance shown may be higher or lower if converted into the investor's local currency. This is for information only and not to be construed as a solicitation or an invitation to make an offer, to conclude a contract, or to buy or sell any securities. The products or securities described herein may not be available for sale in all jurisdictions or to certain categories of investors. This is for distribution only as permitted by applicable law and in particular not available to residents and/or nationals of the USA. The investment opportunities described herein do not take into account the specific investment objectives, financial situation, knowledge, experience or specific needs of any particular person and are not guaranteed. The Management Company may decide to terminate the arrangements made for the marketing of its collective investment undertakings in accordance with applicable de-notification regulation. The views and opinions expressed herein, which are subject to change without notice, are those of the issuer companies at the time of publication. The data used is derived from various

sources, and assumed to be correct and reliable at the time of publication. The conditions of any underlying offer or contract that may have been, or will be, made or concluded, shall prevail. For a free copy of the sales prospectus, incorporation documents, daily fund prices, key investor information, latest annual and semi-annual financial reports, contact the management company Allianz Global Investors GmbH in the fund's country of domicile, France, or the issuer at the address indicated below or regulatory.allianzgi.com. Austrian investors may also contact the facility and information agent Erste Bank der österreichischen Sparkassen AG, Am Belvedere 1, AT-1100 Wien. Please read these documents, which are solely binding, carefully before investing. This is a marketing communication issued by Allianz Global Investors GmbH, www.allianzgi.com, an investment company with limited liability, incorporated in Germany, with its registered office at Bockenheimer Landstrasse 42-44, 60323 Frankfurt/M, registered with the local court Frankfurt/M under HRB 9340, authorised by Bundesanstalt für Finanzdienstleistungsaufsicht (www.bafin.de). Allianz Global Investors GmbH has established branches in France, Italy, Spain, Luxembourg, Sweden, Belgium and the Netherlands. Contact details and information on the local regulation are available here (www.allianzgi.com/Info). The Summary of Investor Rights is available in English, French, German, Italian and Spanish at <https://regulatory.allianzgi.com/en/investors-rights>. The duplication, publication, or transmission of the contents, irrespective of the form, is not permitted; except for the case of explicit permission by Allianz Global Investors GmbH.