

HSBC Global Investment Funds

CHINA A-SHARES EQUITY

Monthly report 30 September 2021 | Share class XC



Investment objective

The Fund aims to provide long term capital growth by investing in a portfolio of China A-shares.



Investment strategy

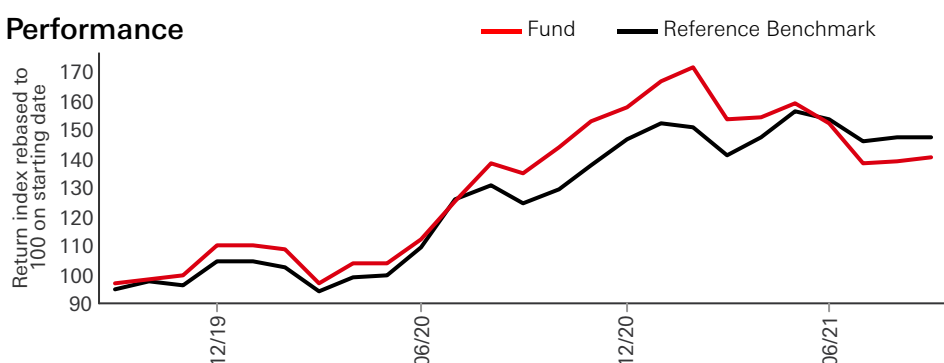
In normal market conditions, the Fund will invest at least 90% of its assets in China A-shares of companies of any size that are listed on the stock exchanges of the People's Republic of China. The Fund may invest up to 100% of its assets in China A-shares through the Shanghai-Hong Kong Stock Connect and/or the Shenzhen-Hong Kong Stock Connect, and up to 50% in CAAPs. The Fund may invest up to 10% of its assets in other funds, including HSBC funds. The Fund will not invest more than 10% in Real Estate Investment Trusts. See the Prospectus for a full description of the investment objectives and derivative usage.



Main risks

- The Fund's unit value can go up as well as down, and any capital invested in the Fund may be at risk.
- Investing in assets denominated in a currency other than that of the investor's own currency exposes the value of the investment to exchange rate fluctuations
- Where overseas investments are held the rate of currency exchange may cause the value of such investments to go down as well as up.

Performance



Share class details

Key metrics

NAV per share	USD 14.02
Performance 1 month	0.56%
Volatility 3 years	20.57%

Fund facts

UCITS V compliant	Yes
UK reporting fund status (UKRS)	Yes
ISA eligible	No
Dividend treatment	Accumulating
Dealing frequency	Daily
Valuation time	17:00 Luxembourg
Share class base currency	USD
Domicile	Luxembourg
Inception date	16 September 2019
Fund size	USD 28,676,732
Reference benchmark	100% MSCI China A Onshore Net Index
Managers	Caroline Yu Maurer

Fees and expenses

Minimum initial investment ¹	USD 5,000,000
Ongoing charge figure ²	0.931%

Codes

ISIN	LU2038982745
Bloomberg ticker	HCHAEXC LX
SEDOL	BK1KT23

¹Please note that initial minimum subscription may vary across different distributors

²Ongoing Charges Figure, is based on expenses over a year. The figure includes annual management charge but not the transaction costs. Such figures may vary from time to time.

Past performance is not an indicator of future returns. The figures are calculated in the share class base currency, dividend reinvested, net of fees.

Source: HSBC Asset Management, data as at 30 September 2021

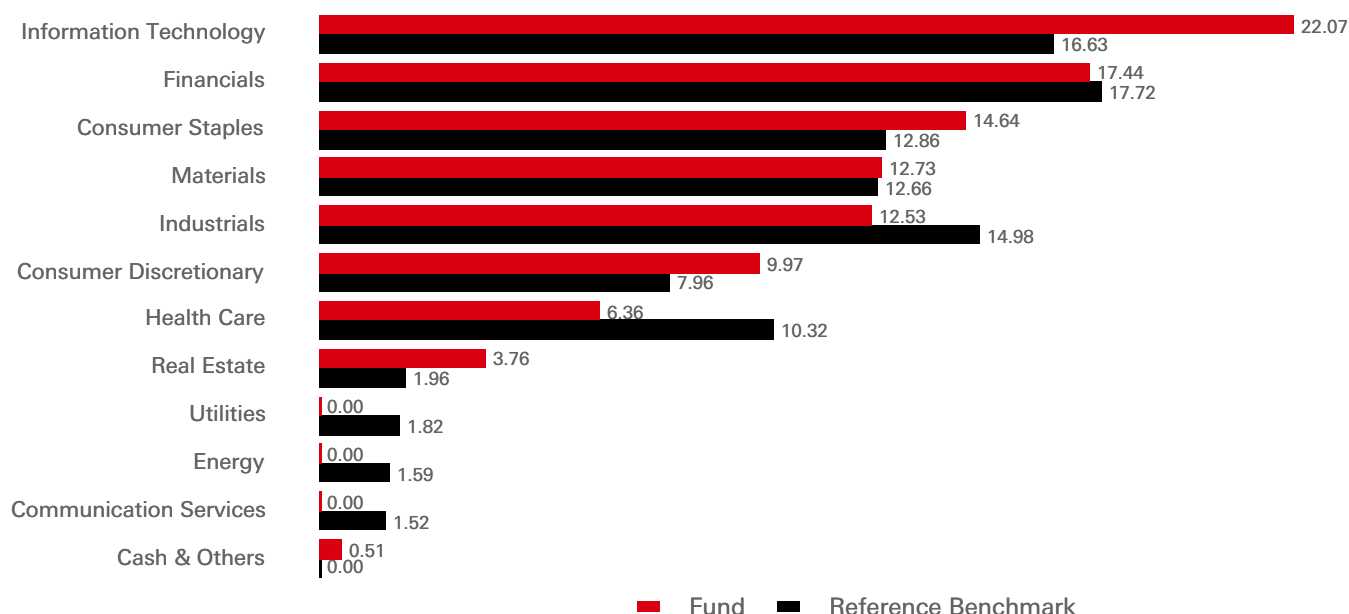
For Professional investors only. Not for further distribution.

Performance (%)	YTD	1 month	3 months	6 months	1 year	3 years ann	5 years ann	Since inception ann
XC	-11.00	0.56	-8.08	-8.60	3.64	--	--	18.02
Reference Benchmark	0.59	0.04	-4.02	4.26	18.22	--	--	21.01

Rolling performance (%)	30/09/2020-30/09/2021	30/09/2019-30/09/2020	30/09/2018-30/09/2019	30/09/2017-30/09/2018	30/09/2016-30/09/2017
XC	3.64	39.31	--	--	--
Reference Benchmark	18.22	31.48	--	--	--

Characteristics	Fund	Reference Benchmark	3-Year Risk Measures	XC	Reference Benchmark
No. of holdings ex cash	49	719	Volatility	--	--
Average market cap (USD)	56,203,620,000	48,171,380,000	Information ratio	--	--
			Beta	--	--

Sector allocation (%)



Past performance is not an indicator of future returns. The figures are calculated in the share class base currency, dividend reinvested, net of fees.

Source: HSBC Asset Management, data as at 30 September 2021

For Professional investors only. Not for further distribution.

Top 10 holdings	Sector	Weight (%)
LONGi	Information Technology	5.60
Wanhua Chemical Group Co -A	Materials	5.16
Tongwei Co Ltd	Consumer Staples	4.79
Industrial Bank Co Ltd -A	Financials	4.70
Haier Smart Home Co Ltd	Consumer Discretionary	4.64
Kweichow Moutai Co Ltd	Consumer Staples	4.25
Luxshare Precision Industr-A	Information Technology	3.81
Sany Heavy Industry Co Ltd	Industrials	3.63
ZTE Corp	Information Technology	3.46
Hengli Petrochemical Co Ltd	Materials	3.27

Monthly performance commentary

Stock selection was positive for the month. Positive performance came from Industrials and Materials, though it was offset by negative stock selection in Consumer Staples and Utilities.

Contributors to relative performance included Poly developments and holdings (Real Estate) with a total effect of 0.49%. Additionally, Muyuan Foods (Consumer Staples) was in the top two contributors with a total effect of 0.32%.

Detractors included Tongwei Co (Consumer Staples) with a total effect of -1.14% and LONGi Green Energy Technology (Information Technology) with a total effect of -0.38%.

During this period, positions were initiated in Hengyi Petrochemical and NARI Technology whilst positions were closed in Zhejiang Satellite Petrochemical.

Sector allocation effects are residual to stock selection. At the sector level, effects were negative, given an underweight exposure to Utilities.

Risk disclosures

- The value of investible securities can change over time due to a wide variety of factors, including but not limited to: political and economic news, government policy, changes in demographics, cultures and populations, natural or human-caused disasters etc.
- The Fund may invest in Emerging Markets, these markets are less established, and often more volatile, than developed markets and involve higher risks, particularly market, liquidity and currency risks.
- Derivatives may be used by the Fund, and these can behave unexpectedly. The pricing and volatility of many derivatives may diverge from strictly reflecting the pricing or volatility of their underlying reference(s), instrument or asset.
- Investment Leverage occurs when the economic exposure is greater than the amount invested, such as when derivatives are used. A Fund that employs leverage may experience greater gains and/or losses due to the amplification effect from a movement in the price of the reference source.
- Further information on the Fund's potential risks can be found in the Key Investor Information Document and Prospectus.


Index disclaimer

Source: MSCI. The MSCI information may only be used for your internal use, may not be reproduced or disseminated in any form and may not be used as a basis for or a component of any financial instruments or products or indices. None of the MSCI information is intended to constitute investment advice or a recommendation to make (or refrain from making) any kind of investment decision and may not be relied on as such. Historical data and analysis should not be taken as an indication or guarantee of any future performance analysis, forecast or prediction. The MSCI information is provided on an "as is" basis and the user of this information assumes the entire risk of any use made of this information. MSCI, each of its affiliates and each other person involved in or related to compiling, computing or creating any MSCI information (collectively, the "MSCI Parties") expressly disclaims all warranties (including, without limitation, any warranties of originality, accuracy, completeness, timeliness, non-infringement, merchantability and fitness for a particular purpose) with respect to this information. Without limiting any of the foregoing, in no event shall any MSCI Party have any liability for any direct, indirect, special, incidental, punitive, consequential (including, without limitation, lost profits) or any other damages. (www.msci.com)

Source: HSBC Asset Management, data as at 30 September 2021

For Professional investors only. Not for further distribution.

Follow us on:



UK Investor/Adviser Tel: 0800 358 3011
Lines are open 9am to 5pm Monday to Friday (excluding public holidays). To help the ACD and the Administrator continually improve their services and in the interests of security, they may monitor and/or record your communications with them.

Glossary



Important information

The material contained herein is for information only and does not constitute legal, tax or investment advice or a recommendation to any reader of this material to buy or sell investments. You must not, therefore, rely on the content of this material when making any investment decisions.

This material is not intended for distribution to or use by any person or entity in any jurisdiction or country where such distribution or use would be contrary to law or regulation. This material is not and should not be construed as an offer to sell or the solicitation of an offer to purchase or subscribe to any investment.

Any views expressed were held at the time of preparation and are subject to change without notice. While any forecast, projection or target where provided is indicative only and not guaranteed in any way. HSBC Global Asset Management (UK) Limited accepts no liability for any failure to meet such forecast, projection or target.

This fund is a sub-fund of the HSBC Global Investment Funds, a Luxembourg domiciled Société d'investissement à Capital Variable (SICAV). UK based investors in HSBC Global Investment Funds are advised that they may not be afforded some of the protections conveyed by the provisions of the Financial Services and Markets Act 2000. HSBC Global Investment Funds is recognised in the United Kingdom by the Financial Conduct Authority under section 264 of the Act. The shares in HSBC Global Investment Funds have not been and will not be offered for sale or sold in the United States of America, its territories or possessions and all areas subject to its jurisdiction, or to United States Persons. All applications are made on the basis of the current HSBC Global Investment Funds Prospectus, Key Investor Information Document (KIID), Supplementary Information Document (SID) and most recent annual and semi-annual reports, which can be obtained upon request free of charge from HSBC Global Asset Management (UK) Limited, 8 Canada Square, Canary Wharf, London, E14 5HQ. UK, or the local distributors. Investors and potential investors should read and note the risk warnings in the prospectus and relevant KIID and additionally, in the case of retail clients, the information contained in the supporting SID.

To help improve our service and in the interests of security we may record and/or monitor your communication with us. HSBC Global Asset Management (UK) Limited provides information to Institutions, Professional Advisers and their clients on the investment products and services of the HSBC Group.

Approved for issue in the UK by HSBC Global Asset Management (UK) Limited, who are authorised and regulated by the Financial Conduct Authority. www.assetmanagement.hsbc.co.uk

Copyright © HSBC Global Asset Management (UK) Limited 2021. All rights reserved.

Further Information can be found in the prospectus and in our Key Investor Information Documents published in our Fund Centre at www.assetmanagement.hsbc.co.uk