

AMUNDI INDEX BARCLAYS EURO CORP BBB 1-5 - RE

FACTSHEET

31/12/2017

BOND ■

Key information (source : Amundi)

Net Asset Value (NAV) : (EUR)
NAV and AUM as at : 01/01/0001
Assets Under Management (AUM) :
83.46 (million EUR)
ISIN code : (A) LU1525412877
(D) LU1525412950
Benchmark :
100% BLOOMBERG BARCLAYS EURO
CORPORATE BBB 1-5 YEAR

Investment Objective

AMUNDI INDEX BARCLAYS EUR CORP BBB 1-5 seeks to replicate as closely as possible the performance of the Barclays Euro Corporate BBB 1-5 Year Index, total return (coupons reinvested), in EUR, whether the trend is rising or falling. This sub-fund enables investors to benefit from an exposure to the BBB-rated securities issued by corporates, EUR denominated and with a maturity between 1 and 5 years.

Risk & Reward Profile (SRRI)



Lower risk, potentially lower rewards

Higher risk, potentially higher rewards

The SRRI represents the risk and return profile as presented in the Key Investor Information Document (KIID). The lowest category does not imply that there is no risk. The SRRI is not guaranteed and may change over time.

Returns

Calendar year performance*


	2017	2016	2015	2014	2013
Portfolio	-	-	-	-	-
Benchmark	-	-	-	-	-
Spread	-	-	-	-	-

* Source : Amundi. The above cover complete periods of 12 months for each calendar year. **Past performance is no predictor of current and future results and does not guarantee future yield** . Any losses or gains do not take into consideration any costs, commissions and fees incurred by the investor in the issue and buyout of the shares (e.g. taxes, brokerage fees or other commissions deducted by the financial intermediary). If performance is calculated in a currency other than the euro, any losses or gains generated can thereby be affected by exchange rate fluctuations (both upward and downward). The discrepancy accounts for the performance difference between the portfolio and the index.

BOND

**Fadil Hannane**

Portfolio manager

**Stéphanie Pless**

Head of fixed income index management

Management commentary

Despite 2017 being marked by challenges, including political challenges (new Trump administration, French presidential elections, poor progress in Brexit negotiations, tensions in North Korea, etc.), market volatility nevertheless fell significantly in 2017 in a positive macroeconomic context and improved company earnings and corporate fundamentals.

In this positive context, credit spreads narrowed -37bps to 86bps (-27bps to 45bps for the iTraxx Main 5Y) and the Euro IG credit market performed well in 2017, with the Barclays Aggregate Corporate index up +2.41%, outperforming treasury bonds with equivalent duration by 3.47%. In December, investors ended 2017 on a cautious note (with spreads stabilising around 86-88bps, +12bps excess return, -29bps total yield during the month) after idiosyncratic risk reappeared, with for example Altadis and Astaldi in the HY universe and Steinhoff in the IG universe. The retail specialist Steinhoff was the subject of an investigation for accounting fraud.

This portfolio is benchmarked on Barclays Euro Corporate BBB 1-5 Year. We minimised relative sensitivity exposure between the portfolio and its benchmark by investing on a restricted number of securities, thus ensuring a minimum risk.

Portfolio Data

Portfolio Indicators

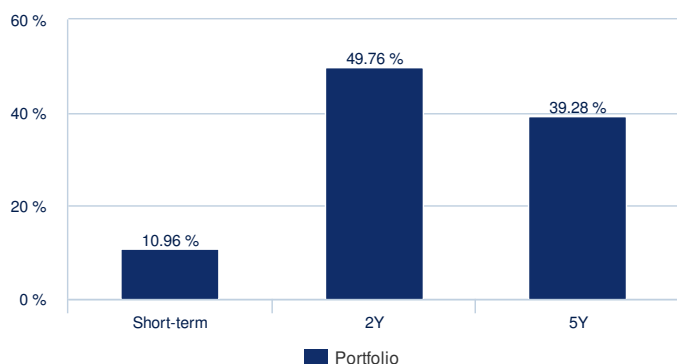
	Portfolio
Modified duration	2.94
Average rating	BBB
Yield To Maturity	0.31 %

The modified duration (expressed in basis points) estimates the price variation of an obligation based on a variation of 1% of the rates.

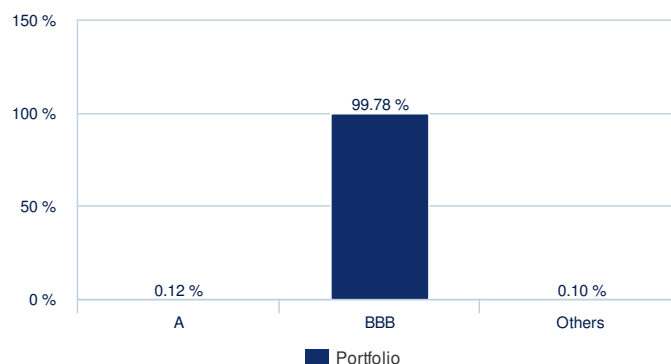
Holdings : 407

Portfolio Breakdown

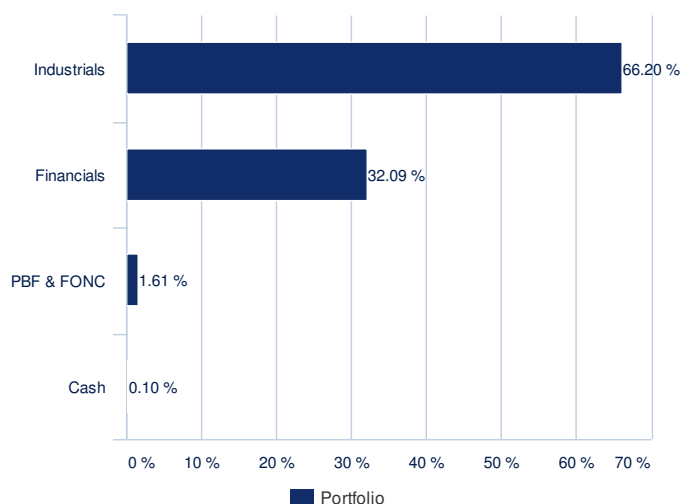
By maturity



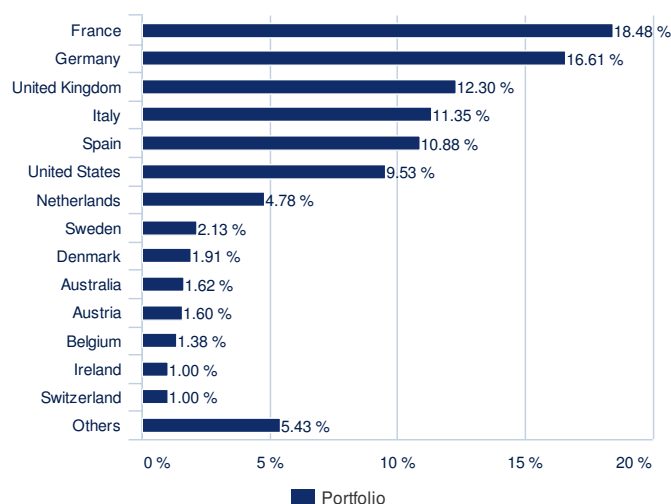
By rating (source : Amundi)



By issuer



By country (source : Amundi)



BOND ■

Information

Fund structure	UCITS under Luxembourg law
Management Company	Amundi Luxembourg SA
Custodian	CACEIS Bank, Luxembourg Branch
Share-class inception date	29/11/2016
Share-class reference currency	EUR
Classification	Not applicable
Type of shares	(A) Accumulation (D) Distribution
ISIN code	(A) LU1525412877 (D) LU1525412950
Bloomberg code	-
Minimum first subscription / subsequent	1 thousandth(s) of (a) share(s) / 1 thousandth(s) of (a) share(s)
Frequency of NAV calculation	Daily
Dealing times	Orders received each day D day before 14:00
Entry charge (maximum)	4.50%
Maximum direct annual management fees including taxes	0.15% IAT
Maximum indirect annual management fees including taxes	-
Performance fees	No
Maximum performance fees rate (% per year)	-
Exit charge (maximum)	0%
Ongoing charge	0.25% (Estimated) - 29/11/2016
Minimum recommended investment period	4 years
Benchmark index performance record	29/11/2016: 100.00% BLOOMBERG BARCLAYS EURO CORPORATE BBB 1-5 YEAR
UCITS compliant	UCITS
Current/Forward price	Forward pricing
Redemption Date	D+3
Subscription Value Date	D+3

Legal information

This document is of an informative, non-contractual and simplified nature. The main characteristics of the funds are mentioned in the legal documentation available on the AMF website or on request made to the main offices of the management company. The legal documentation will be sent to you prior to subscribing to a fund. The duration of the Fund is unlimited. To invest means to assume risks: the values of PPCVM stocks and shares are subject to market fluctuations and investments made may vary both upwards and downwards. Therefore, POCVM subscribers may lose all or part of the capital initially invested. Any person interested in investing in an OPCVM should, preferably prior to subscription, to ensure this is in accordance with their pertaining legislation as well as the tax consequences of such an investment and have knowledge of the valid legal documents of each OPCVM. The source of the data contained in this document is Amundi, unless otherwise mentioned. The date of the data contained herein is that indicated in the MONTHLY REPORT, unless otherwise stated.