

## LYXOR / BRIDGEWATER CORE GLOBAL MACRO FUND - CLASS A1 EUR

## LYXOR ASSET MANAGEMENT

## INVESTMENT OBJECTIVE

The Lyxor/Bridgewater Core Global Macro Fund ("the Fund") is a fundamental, systematic and diversified Global Macro portfolio. The Fund leverages Bridgewater's accumulated understanding of how to best time markets and capture risk premiums into a UCITS portfolio. The Fund combines Bridgewater's flagship investment strategies Pure Alpha Major Markets (since 2010) and All Weather (since 1996) based on an equally risk-budget allocation. The Fund targets a gross excess return of 8% with 9% volatility and low correlation to traditional asset classes through a mix of long, short and market neutral positions.

## MONTHLY COMMENTARY

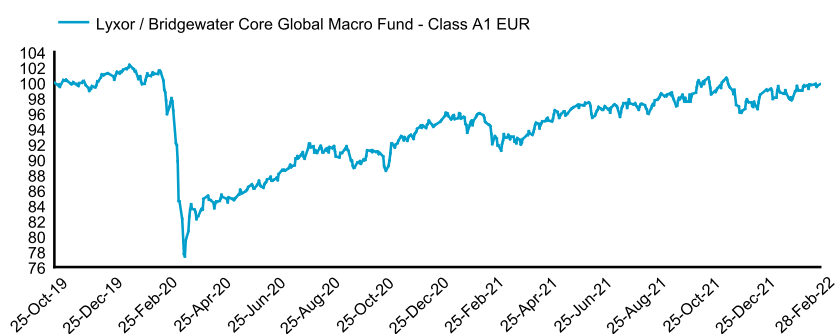
Financial markets endured further volatility in February following the escalation of the geopolitical crisis between Russia and Ukraine. The surprise invasion of Ukraine on Thursday spurred a risk-off move ahead of a rally following the imposition of sanctions on Russia. The equity markets had a rough month with a few equities markets momentarily plunged into bear market territory before regaining their footing. Value equities once again outpaced growth stocks as factor rotation persisted. On the bond side, investors' attention was drawn to central banks' hiking cycles before being absorbed by the turmoil in Ukraine. Despite a strong recovery in the last few days of the month, global bonds fell in February. The rising inflation and supply shortages were exacerbated by geopolitical tensions, and the commodity complex prices skyrocketed. The rise was widespread across all industries, including precious metals, which reaffirmed their safe-haven status. The U.S. dollar maintained its risk-off stance and held up well versus a basket of currencies. The Lyxor / Bridgewater Core Global Macro Fund (the "Fund") finished up in February despite the challenging market conditions. Most of the gains were recorded on the alpha book but the strategic beta allocation managed also to contribute.

The commodity cluster, via gold and diversified index, posted an outstanding contribution for the second month in a row. The fixed income book weathered the storm and finished slightly up. The Fund encountered losses stemming from the strategic long fixed income allocation as well as some small sovereign credit exposures. The tactical bearish view on nominal bonds was once again profitable and limited the pain. The inflation linked bonds allocation contributed as well.

The equities book closed the month in the red, but a decreased long exposure – the Fund's net long allocation has declined by around a quarter since the beginning of the year – helped to mitigate the pain. The alpha book proved particularly helpful and post gains over the month. The book however suffered from its constructive views in Japan and Emerging markets countries.

The tactical currency book finished the month slightly down. The long exposure to U.S. dollar against developed market currencies was positive as global risk prompted a flight to safety in favor of the greenback. However, long exposure to emerging markets currencies erased profits.

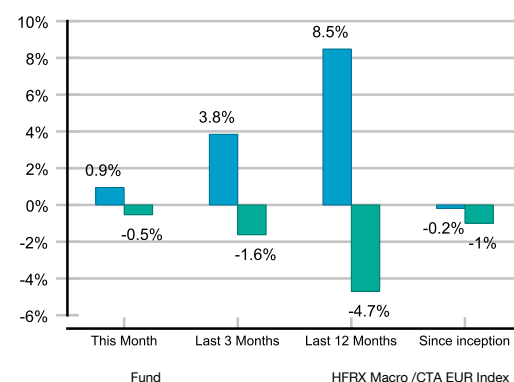
## PERFORMANCE SINCE INCEPTION



## FUND FACTS

Legal Structure	Sub-Fund Of Lyxor Newcits IRL III PLC
Inception Date of the Fund	October 25, 2019
Inception Date of the Class	October 25, 2019
Share Class Currency	EUR
ISIN Code	IE00BKTN1W83
Bloomberg Code	LYCGMAE ID
Investment Manager	Lyxor Asset Management S.A.S.
Sub-Investment Manager	Bridgewater Associates, LP
Administrator	SS&C GlobeOp
Liquidity <sup>(1)</sup>	Daily
Subscription/Redemption Notice	1 day
Total Fund Assets (M USD)	1,098
Management Fee <sup>(2)</sup>	Up to 2%
Class Performance Fee <sup>(2)</sup>	Up to 15%
Administration Fee <sup>(2)</sup>	Up to 0.40%

## PERFORMANCE ANALYSIS



## HISTORICAL MONTHLY RETURNS

	Jan	Feb	Mar	Apr	May	Jun	Jul	Aug	Sep	Oct	Nov	Dec	YTD
2022	-0.09%	0.95%											0.86%
2021	-1.70%	-1.59%	0.15%	3.17%	1.83%	-0.34%	0.87%	0.62%	0.09%	0.49%	-2.41%	2.96%	4.05%
2020	-0.58%	-3.90%	-13.30%	2.38%	1.50%	1.43%	2.82%	1.51%	-2.09%	-1.13%	4.68%	2.60%	-5.27%
2019									-0.53%	0.23%	0.70%		0.39%*

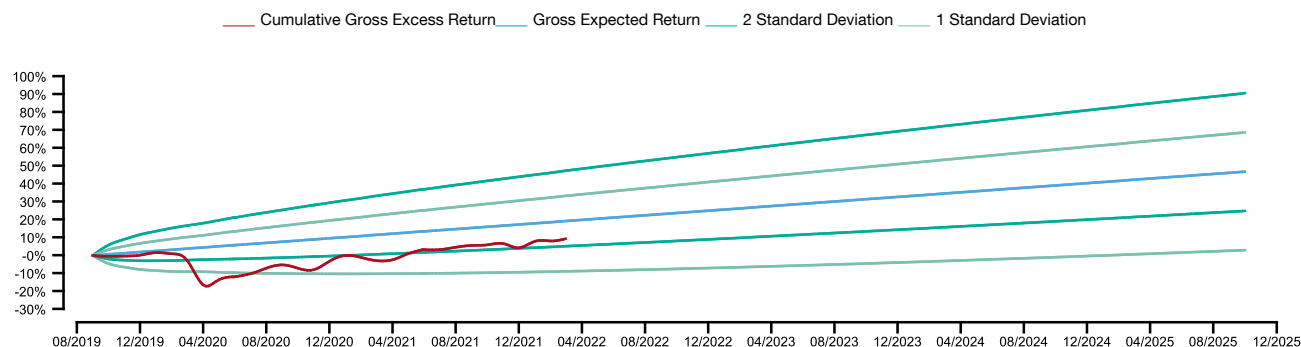
\* Since inception: October 25, 2019

## RISK ANALYSIS

	Since inception	
	Fund	Index*
Volatility	10.99%	5.31%
Sharpe ratio	0.04	0.02
Maximum DrawDown	-24.37%	-6.88%

\*HFRX Macro /CTA EUR Index

## RETURN (gross of fees, in EUR)



Bridgewater ability to stress-test their logic allows them to establish explicit performance expectations for their strategies. Based on Bridgewater's stress tests across countries and all types of economic environments, the expectation is for the Fund to produce a gross return-to-risk ratio of around 0.9. At 9% expected risk, this translates to an expected average annual gross excess return of 8%. In the above chart, we show the cumulative performance of the Fund against these long-term expectations.

The green and blue lines represent our range of expectations and the red line reflects the actual cumulative gross excess return of the Fund. These start off as empty cones, and as real-time performance unfolds we plot that performance against Bridgewater's expectations.

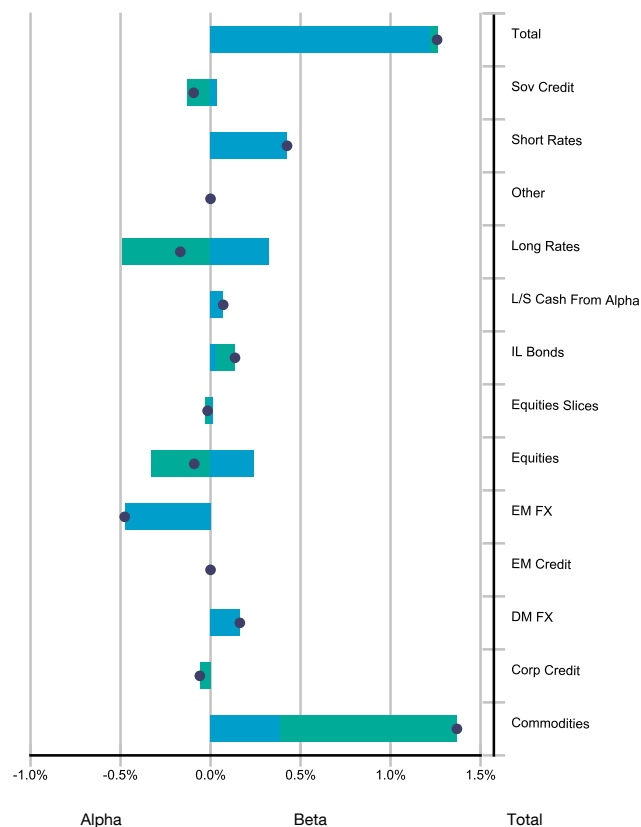
## IMPORTANT NOTE

Official NAV is calculated every day, subject to holidays & certain extraordinary events. Performance based on the Fund's last official NAV, and the Index level as of the same day. The Fund complies with the UCITS Directive and has been approved by the Central Bank of Ireland on August 19, 2019. Please refer to the Fund's prospectus for a full disclosure of the fund's characteristics. (1) Under normal market conditions, Lyxor intends to offer the LIQUIDITY mentioned above. However, the LIQUIDITY is not guaranteed and there are circumstances under which such LIQUIDITY may not be possible. Please refer to the Fund's legal documentation for complete terms and conditions. (2) For any additional information regarding fees, please refer to the relevant fees section of the Fund's Prospectus.

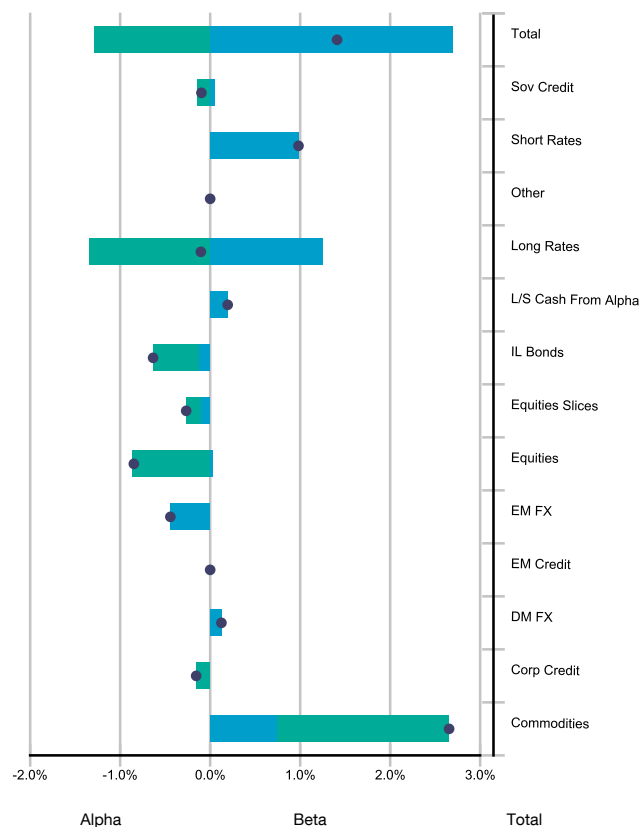
CONTACT LYXOR | +33 (0)142133131 | lyxor-crm@lyxor.com | www.lyxor.com

**LYXOR**  
Asset Management

## MTD PERFORMANCE ATTRIBUTION (gross of fees, in EUR)



## YTD PERFORMANCE ATTRIBUTION (gross of fees, in EUR)



Alpha   Top Contributors		MTD	YTD
1	US SR Outright	0.29%	0.75%
2	Commodity Index	0.22%	0.62%
3	UK LR Outright	0.21%	0.46%
4	Gold	0.17%	0.35%
5	Eur SR Outright	0.13%	0.32%

Alpha   Top Detractors		MTD	YTD
1	RUB FX	-0.51%	-0.55%
2	Aus LR Diff	-0.10%	-0.45%
3	GBP vs USD	-0.06%	-0.13%
4	Can LR Diff	-0.06%	-0.12%
5	Asia ex Jpn FX	-0.05%	-0.10%

## IMPORTANT NOTE

Official NAV is calculated every day, subject to holidays & certain extraordinary events. Performance based on the Fund's last official NAV, and the Index level as of the same day. The Fund complies with the UCITS Directive and has been approved by the Central Bank of Ireland on August 19, 2019. Please refer to the Fund's prospectus for a full disclosure of the fund's characteristics. (1) Under normal market conditions, Lyxor intends to offer the LIQUIDITY mentioned above. However, the LIQUIDITY is not guaranteed and there are circumstances under which such LIQUIDITY may not be possible. Please refer to the Fund's legal documentation for complete terms and conditions. (2) For any additional information regarding fees, please refer to the relevant fees section of the Fund's Prospectus.

CONTACT LYXOR | +33 (0)142133131 | [lyxor-crm@lyxor.com](mailto:lyxor-crm@lyxor.com) | [www.lyxor.com](http://www.lyxor.com)

## EXPOSURE BREAKDOWN BY ASSET CLASS

	LONG		SHORT		GROSS	NET	
	Nb	Expo	Nb	Expo	Expo	Expo	Beta Adj Expo
Equities	394	39.06%	1	9.53%	48.59%	29.53%	28.48%
FI - Credit	868	100.47%	1008	68.71%	169.17%	31.76%	-
Commodities	37	33.27%	-	-	33.27%	33.27%	-
Forex	16	39.38%	13	26.35%	65.74%	13.03%	-
Others	-	-	-	-	-	-	-
Total	1299	172.79%	1009	78.24%	251.03%	94.55%	28.48%

## EXPOSURE GEOGRAPHICAL BREAKDOWN

North America			Western Europe		
Expo	Cur. Month	Prev. Month	Expo	Cur. Month	Prev. Month
Equity exposure			Equity exposure		
Long	5.87%	6.20%	Long	8.11%	7.91%
Short	9.53%	7.19%	Short	0.00%	0.00%
Net	-3.66%	-0.99%	Net	8.11%	7.91%
Gross	15.40%	13.40%	Gross	8.11%	7.91%
Fixed Income & Credit Exposure			Fixed Income & Credit Exposure		
Long	48.29%	51.86%	Long	16.18%	20.96%
Short	17.83%	25.02%	Short	44.63%	50.66%
Net	30.45%	26.84%	Net	-28.45%	-29.70%
Gross	66.12%	76.88%	Gross	60.81%	71.62%

Eastern Europe			Japan		
Expo	Cur. Month	Prev. Month	Expo	Cur. Month	Prev. Month
Equity exposure			Equity exposure		
Long	0.00%	0.00%	Long	10.06%	10.14%
Short	0.00%	0.00%	Short	0.00%	0.00%
Net	0.00%	0.00%	Net	10.06%	10.14%
Gross	0.00%	0.00%	Gross	10.06%	10.14%
Fixed Income & Credit Exposure			Fixed Income & Credit Exposure		
Long	0.05%	0.14%	Long	0.68%	0.75%
Short	0.00%	0.00%	Short	1.78%	4.01%
Net	0.05%	0.14%	Net	-1.10%	-3.26%
Gross	0.05%	0.14%	Gross	2.46%	4.76%

Asia / Pacific - ex Japan			Africa / Middle East		
Expo	Cur. Month	Prev. Month	Expo	Cur. Month	Prev. Month
Equity exposure			Equity exposure		
Long	15.01%	13.28%	Long	0.00%	0.00%
Short	0.00%	0.00%	Short	0.00%	0.00%
Net	15.01%	13.28%	Net	0.00%	0.00%
Gross	15.01%	13.28%	Gross	0.00%	0.00%
Fixed Income & Credit Exposure			Fixed Income & Credit Exposure		
Long	32.15%	34.82%	Long	1.81%	1.97%
Short	4.47%	4.02%	Short	0.00%	0.00%
Net	27.68%	30.80%	Net	1.81%	1.97%
Gross	36.62%	38.83%	Gross	1.81%	1.97%

## MAIN RISKS

**Risk of losses** : The price of Shares can go up as well as down and investors may not realise their initial investment. The investments and the positions held by the Fund are subject to (i) fluctuations in the Strategy (ii) market fluctuations, (iii) reliability of counterparties and (iv) operational efficiency in the actual implementation of the investment policy adopted by the Fund in order to realise such investments or take such positions. Consequently, the investments of the Fund are subject to, inter alia, the risk of declines in the Strategy (which may be abrupt and severe), market risks, credit exposure risks and operational risks. At any time, the occurrence of any such risks is likely to generate a significant depreciation in the value of the Shares. Due to the risks embedded in the investment objective adopted by the Fund, the value of the Shares may decrease substantially and even fall to zero, at any time.

**Counterparty risk**: the Fund is exposed to the risk that any credit institution with which it has concluded an agreement or a transaction could become insolvent or otherwise default. If such an event occurs, you could lose a significant part of your investment.

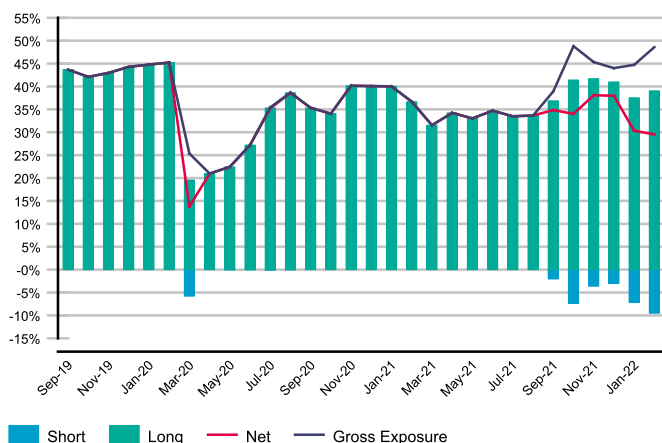
**Credit risk**: the Fund is exposed to the risk that the credit quality of any direct or indirect debtor of the Fund (be it a state, a financial institution or a corporate) deteriorates or that any such entity defaults. This could cause the net asset value of the Fund to decline.

**Operational risk and asset custody risk**: in the event of an operational failure within the management company, or one of its representatives, investors could experience delays or other disruptions.

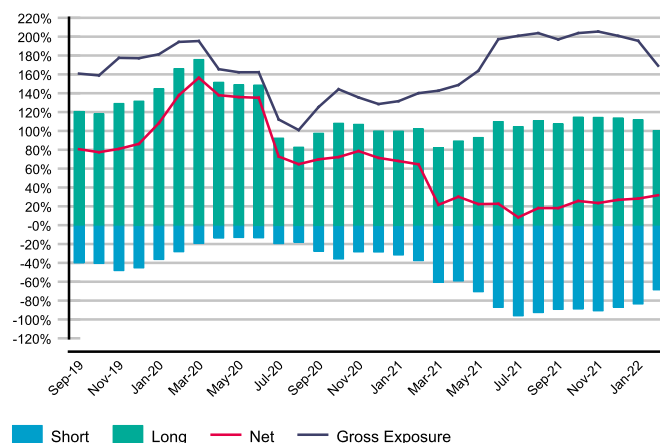
**Liquidity risk**: in certain circumstances, financial instruments held by the Fund or to which the value of the Fund is linked could suffer a temporary lack of liquidity. This could cause the Fund to lose value, and/or to temporarily suspend the publication of its net asset value and/or to refuse subscription and redemption requests.

CONTACT LYXOR | +33 (0)142133131 | lyxor-crm@lyxor.com | www.lyxor.com

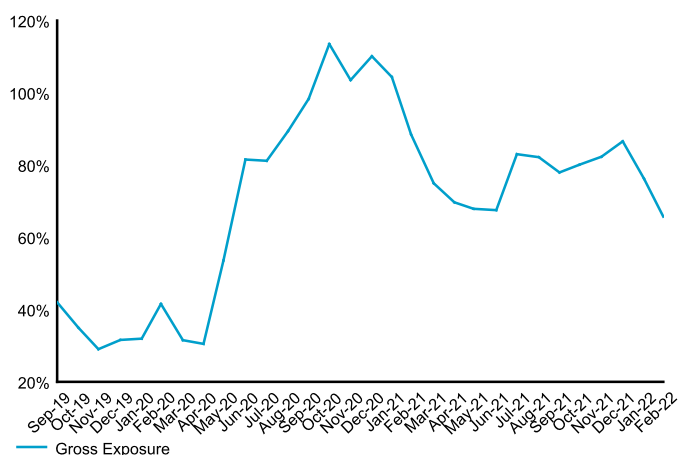
## HISTORICAL EQUITY EXPOSURE (% NAV)



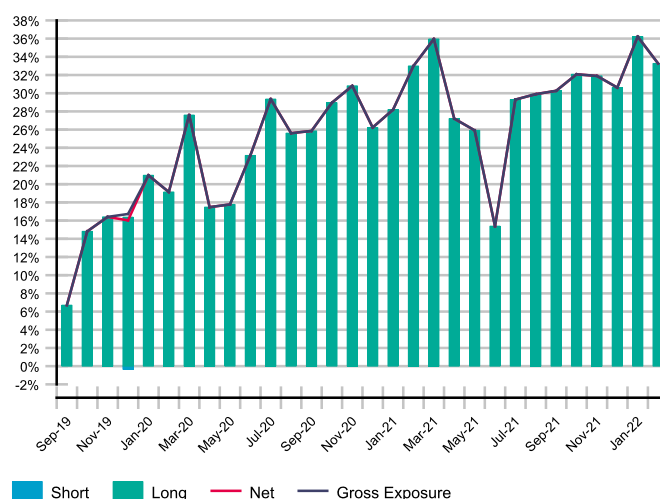
## HISTORICAL FIXED INCOME AND CREDIT EXPOSURE (% NAV)



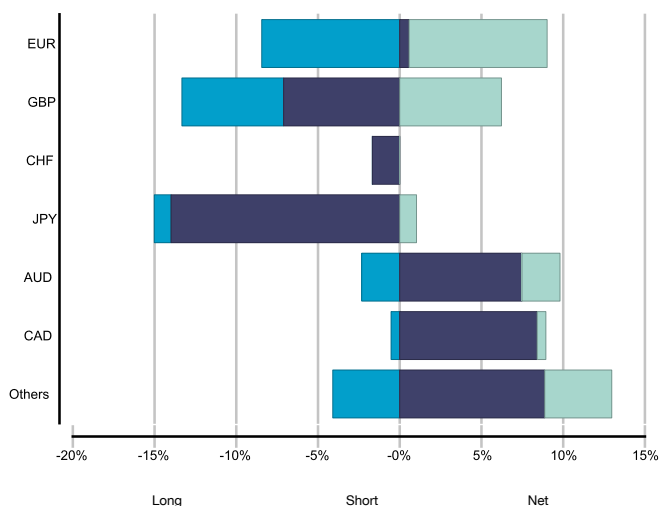
## HISTORICAL CURRENCY GROSS EXPOSURE (VS USD)



## HISTORICAL COMMODITY EXPOSURE (% NAV)



## CURRENCY FX RISK



## MAIN RISKS

**Risk of losses:** The price of Shares can go up as well as down and investors may not realise their initial investment. The investments and the positions held by the Fund are subject to (i) fluctuations in the Strategy (ii) market fluctuations, (iii) reliability of counterparties and (iv) operational efficiency in the actual implementation of the investment policy adopted by the Fund in order to realise such investments or take such positions. Consequently, the investments of the Fund are subject to, inter alia, the risk of declines in the Strategy (which may be abrupt and severe), market risks, credit exposure risks and operational risks. At any time, the occurrence of any such risks is likely to generate a significant depreciation in the value of the Shares. Due to the risks embedded in the investment objective adopted by the Fund, the value of the Shares may decrease substantially and even fall to zero, at any time.

**Counterparty risk:** the Fund is exposed to the risk that any credit institution with which it has concluded an agreement or a transaction could become insolvent or otherwise default. If such an event occurs, you could lose a significant part of your investment.

**Credit risk:** the Fund is exposed to the risk that the credit quality of any direct or indirect debtor of the Fund (be it a state, a financial institution or a corporate) deteriorates or that any such entity defaults. This could cause the net asset value of the Fund to decline.

**Operational risk and asset custody risk:** in the event of an operational failure within the management company, or one of its representatives, investors could experience delays or other disruptions.

**Liquidity risk:** in certain circumstances, financial instruments held by the Fund or to which the value of the Fund is linked could suffer a temporary lack of liquidity. This could cause the Fund to lose value, and/or to temporarily suspend the publication of its net asset value and/or to refuse subscription and redemption requests.

CONTACT LYXOR | +33 (0)142133131 | [lyxor-crm@lyxor.com](mailto:lyxor-crm@lyxor.com) | [www.lyxor.com](http://www.lyxor.com)

**THIS DOCUMENT IS INTENDED FOR INSTITUTIONAL CLIENTS**

The information contained in this document is provided to you confidentially and for exclusive use, and in no way constitutes an offer to buy, investment advice, a solicitation to sell or the basis of an agreement or a commitment of any sort. All forecasts, valuations and statistical analyses included in this document are provided for information purposes only. These forecasts, valuations and analyses may be based on subjective estimates and assumptions and may have been obtained by applying one of a number of methods that may give rise to different results; accordingly, these forecasts, valuations and analyses must not be seen as factually accurate and should not be considered to be accurate predictions of future events. The accuracy, completeness and relevance of the information provided are not guaranteed: although this information has been prepared by reference to reputable sources that are considered to be reliable, it may be amended without notice. This information is necessarily partial, provided on the basis of market data observed at a particular moment, and subject to change. Lyxor Asset Management accepts no liability, whether direct or indirect, that may result from using any information contained in this document or from any decision taken on the basis of the information contained therein. This information must not be copied, reproduced, amended, translated or distributed without the prior written consent of Lyxor Asset Management. Data from rating agencies are provided to you only by virtue of the authorisations that have been granted by those rating agencies. You must notify us as soon as possible in the event that there is any change to these authorisations. Each Product has a prospectus available on simple demand sent to Lyxor Asset Management (contact details are mentioned below) or on [www.lyxorfunds.com](http://www.lyxorfunds.com). LYXOR ASSET MANAGEMENT is a French "société anonyme" registered on June 10, 1998 by the French "Autorité des Marchés Financiers" as management company, under the number GP 98-19, and whose registered office is at 91-93, boulevard Pasteur, 75015 Paris, FRANCE, registered at the "Registre du Commerce et des Sociétés de Nanterre" under number 418 862 215.

Copyright 2022 Lyxor Asset Management. All rights reserved.

**NOTICE**

**Notice to Investors in Asia-Pacific Region:** This document is not directed at retail investors and is prepared for and intended to be distributed in the Asia-Pacific region solely to sophisticated and professional investors. You should therefore be appropriately qualified as a professional, accredited, wholesale, expert or institutional investor (however defined in your local jurisdiction). It is distributed by licensed affiliates of Amundi AM. You should be aware that local regulations may not allow this document to be distributed from your local Amundi AM licensed affiliate but may allow it to be distributed from an offshore branch or affiliate under certain circumstances. If in any doubt, you should always determine which licensed affiliate is responsible for distributing this document to you by contacting Amundi AM. You should also be aware that financial products or services referred to may not be sold, bought, or subscribed to if you do not qualify in your local jurisdiction. Always ensure that you contact and deal through appropriately licensed entities if you wish to purchase any such products or services.

**No further disclosure, reproduction or reliance permitted:** This document has been prepared solely for persons it has been distributed to directly by Amundi AM or any of its affiliates or delegates. Its contents may not be disclosed to, reproduced, or used or relied upon by, any other person, or used for any other purpose.

**For Recipients where this document is distributed by Amundi Hong Kong Limited:** This document is distributed to you by Amundi Hong Kong Limited ("Amundi HK") as an activity that is wholly incidental to its carrying out of a regulated activity for which it is already licensed. Details of Amundi HK's license can be provided upon request. Amundi HK has been appointed by Lyxor AM, LIAM, and Lyxor Funds Solutions S.A. (together "Lyxor") to promote the funds launched by Lyxor. Investors and prospective investors should note that a service fee may be paid by Lyxor to Amundi HK for its services.

**For Recipients in Hong Kong:** This document is issued solely to "professional investors" within the meaning of the Securities and Futures Ordinance (Cap. 571) of Hong Kong and any rules made under that Ordinance.

**For Documents Distributed in China from Offshore** (as a Result of a Reverse Enquiry): This document has been prepared and distributed by Amundi Hong Kong Limited as a result of a reverse enquiry by you. Amundi HK, a limited liability company incorporated under the laws of Hong Kong on 9 March 1973 and regulated by the SFC. The products or services that may be mentioned in this document may not be able to be provided in China. Any products or services mentioned in this document to be provided are subject to laws and regulations and regulator's requirements in China, as well as the formally executed legal documents (if any).

**Notice to Korean Investors:** This document is distributed by Amundi Hong Kong Limited outside Korea and intended for Korean financial institutions holding the dealing or brokerage business license under the Financial Investment and Capital Market Act of Korea and the Enforcement Decree thereof. For other types of clients, this is distributed upon their request only. Amundi Hong Kong Limited is regulated by the Securities & Futures Commission under Hong Kong laws. The product mentioned in this document may not be eligible or suitable for all types of investors. This document is not intended for private customers.

**For Korean Investors Receiving this document from NH-Amundi Asset Management:** This document is distributed by NH-Amundi Asset Management. NH-Amundi Asset Management is regulated by the Financial Services Commission and the Financial Supervisory Service under Korean laws. The product mentioned in this document may not be eligible or suitable for all types of investors. This document is not intended for private customers.

**Notice for Documents Distributed in Taiwan:** This document is to present to you as a result of reverse enquiry and may only be distributed to "professional institutional investors" within the meaning provided in the applicable regulations in Taiwan. The product(s) or service(s), if any, mentioned in this document, have not been registered with or approved by Taiwan competent authorities and are not regulated by Taiwan laws and regulations. The Fund has not been and will not be registered with the Financial Supervisory Commission (the "FSC") of Taiwan, the Republic of China ("Taiwan") pursuant to applicable securities laws and regulations and any sale of the interests in the Fund ("Interest") in Taiwan shall be in compliance with the local legal requirements and restrictions. There are restrictions on the offering, issue, distribution, transfer, sale or resale of the Interests in Taiwan, either through a public offering or private placement. The Interests cannot be sold, issued or publicly offered in Taiwan without prior approval from or registration with the FSC pursuant to applicable laws. No person or entity in Taiwan has been authorized to offer, sell, give advice regarding or otherwise intermediate the offering and sale of the Interests.

**IMPORTANT INFORMATION FOR INVESTORS**

**Regarding the benchmark index mentioned in this document:** Parties entering into transactions (such as a derivative or financing transaction) or investing in financial instruments that use a benchmark index are exposed to the risk that: (1) such benchmark index may be subject to methodological or other changes which could affect the value of the relevant transaction; or (2) (i) may become not compliant with applicable laws and regulations (such as the European Benchmark Regulation), (ii) may cease to be published, or (iii) the supervisor or administrator of any such benchmark may make a statement that the relevant benchmark is no longer representative, and as a consequence the relevant benchmark may be replaced by another benchmark which may have an adverse and material impact on the economics of the relevant transactions. You should conduct your own independent investigation and analysis of the potential consequences of any relevant risks such as those mentioned above, particularly in light of the ongoing industry initiatives related to the development of alternative reference rates and the update of the relevant market standard documentation.