

ELEVA Leaders Small & Mid Cap Europe - Class R

30/04/2024
Monthly report

Investment objective and approach

- Aiming to achieve superior long-term risk adjusted returns
- Investing primarily in small and mid-cap European companies which aim to deliver profitable growth over the long term.
- Conviction investing using bottom-up stock picking with high active weight
- Dynamic and pragmatic approach with a growth bias
- Using a macroeconomic overlay to support sector positioning
- Recommended investment horizon : ≥ 5 years

Key figures

Net Asset Value	166.46 €
Total Fund Assets	292 564 511 €

Risk Indicator

LOWER RISK				HIGHER RISK		
1	2	3	4	5	6	7

Fund characteristics

Managers: Diane Bruno, Ingrid Pfyffer-Edelfelt, Quentin Hoareau

Legal structure: Luxembourg SICAV - UCITS

Fund launch date: 18/12/2018

Share class launch date: 18/12/2018

ISIN Code: LU1920217319

Bloomberg Ticker: ELSMREA LX Equity

Classification: European Equity

Benchmark: STOXX Europe Small 200 Index

Net Return - SCXR

Reference currency: EUR

Distribution policy: Accumulation

Valuation frequency: Daily

Administrative information

Custodian: HSBC Continental Europe, Luxembourg

Fund admin: HSBC Continental Europe, Luxembourg

Management company: ELEVA Capital SAS

Subscription / redemption cutoff: 12:00 CET

Subscription / redemption settlement: T+2

Fees

Subscription fees: Up to 3%

Redemption fees: 0%

Management fees: 0.9%

Performance fees: 15% of the outperformance to the SCXR with a relative HWM over 5 rolling years

Contact

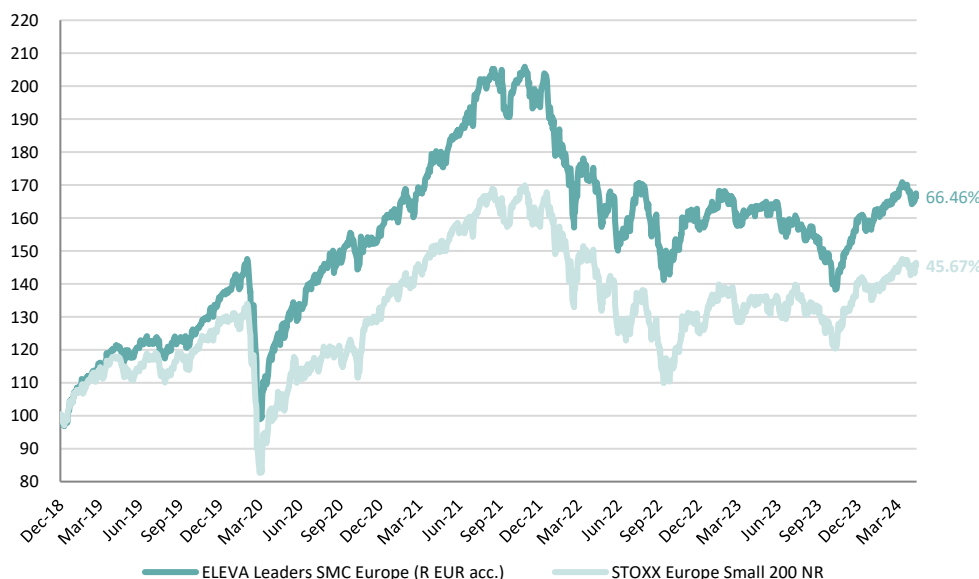
Axel Plichon, Head of Business Development
axel.plichon@elevacapital.com

This document should be read in conjunction with the prospectus and relevant KIDs which are available on our website www.elevacapital.com.

Past performance is no guarantee of future results. The UCITS Fund does not benefit from any guarantee or protection, so the initial invested capital may not be fully repaid.

Performance

Sources: ELEVA Capital



Calendar year performance

	Fund	Index		Fund	Index
2018	-0.26%	-0.26%	1 month	-2.58%	-1.29%
2019	37.17%	29.09%	3 months	2.28%	4.21%
2020	16.74%	4.78%	6 months	19.05%	18.85%
2021	27.56%	22.85%	9 months	4.25%	4.46%
2022	-22.91%	-23.99%	1 year	1.69%	7.04%
2023	2.37%	12.34%	3 years	-6.66%	-3.37%
2024	3.54%	2.92%	5 years	37.54%	23.61%
			Since inception	66.46%	45.67%

Cumulative performance

Monthly Comment

The markets took a breather in April, with the Stoxx Europe 600 NR down a slight 0.97% and the Stoxx Europe Small 200 NR down 1.29%.

On the microeconomic front, quarterly publications were solid overall, but good news received little praise, while bad news was harshly punished.

On the macroeconomic front, the data published was mixed but improving. Positive signs were seen in the construction sector, certain cyclical chemical segments and packaging. On the other hand, the recovery is struggling to materialize in the mining sector, where production remains weak, reflecting continuing sluggish demand from China.

The strength of the US economy and the persistence of inflationary risks are keeping the timing of interest-rate cuts in the Atlantic uncertain. Conversely, weak growth and falling inflation in Europe open the door to an ECB rate cut as early as June.

In April, ELEVA Leaders Small & Mid Cap Europe was down 2.58%, impacted by poor numbers in industrials (**Befesa**) and healthcare (**Sartorius Stedim**). Similarly, our underweight in financials and overweight in technology penalized the fund this month. The fund remains more exposed to cyclical growth (59%).

Since inception, ELEVA Leaders Small Mid & Cap Europe is up 66.46% vs 45.67% for the STOXX Europe Small 200 NR, an outperformance of 2 079 basis points.

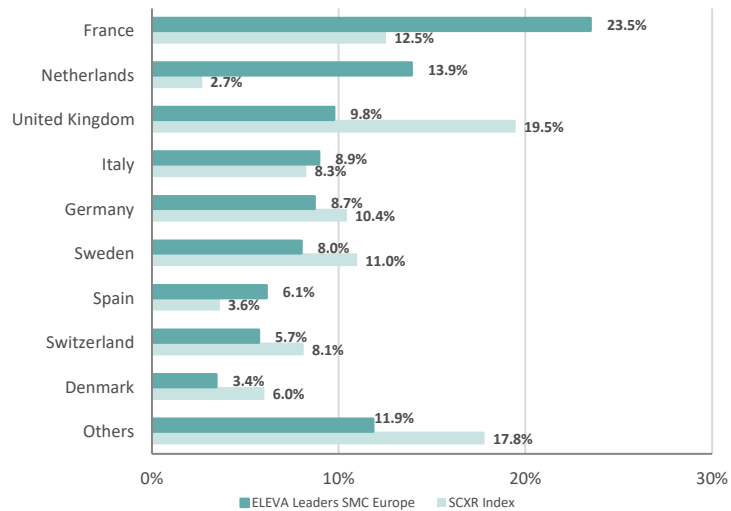
ELEVA Leaders Small & Mid Cap Europe - Class R

30/04/2024
Monthly report

Portfolio analysis

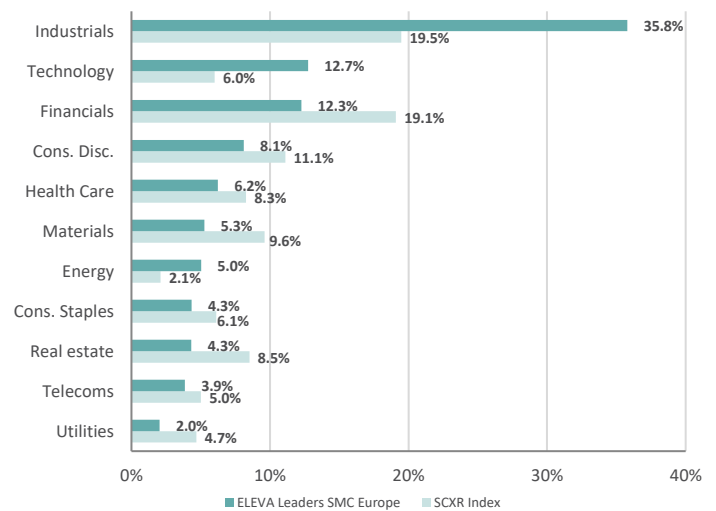
Geographic breakdown

cash excluded

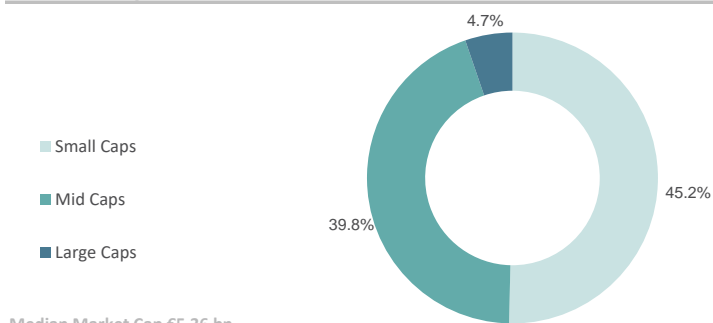


Sector breakdown

cash excluded



Market capitalisation



Median Market Cap €5.36 bn

The market cap classification is defined according to each holding membership to the Stoxx Europe Total Market size indices: Stoxx Europe Total Market Large, Stoxx Europe Total Market Mid and Stoxx Europe Total Market Small.

Risk Indicators

	Fund	Benchmark
Active Weight	87.58%	
Volatility*	16.48%	19.25%
Beta*	0.78	
Tracking Error*	7.85%	
Sharpe ratio*	0.57	0.35
Sortino Ratio*	0.71	0.43
Information Ratio*	0.34	

* since inception

Top 5 Holdings

Company	Sector	Country	Weight	ESG Score**
SPIE SA	Industrials	France	4.65%	70
ELIS SA	Industrials	France	4.46%	70
ARCADIS NV	Industrials	Netherlands	3.39%	78
EURONEXT NV	Financials	Netherlands	2.92%	69
D'IETTEREN SA/NV	Cons. Disc.	Belgium	2.91%	59

** ELEVA proprietary score from 0 to 100

Top 3 contributors

Company	Absolute Contribution
STOREBRAND ASA	22 bps
MERLIN PROPERTIES SOCIMI, S.A.	15 bps
ELIS SA	11 bps

Top 3 detractors

Company	Absolute Contribution
BEFESA SA	-35 bps
SARTORIUS STEDIM BIOTECH SA	-35 bps
NEMETSCHEK SE	-17 bps

Additional data

Share class	Launch date	ISIN	Bloomberg Ticker	Distribution policy	NAV
R (GBP) acc. Hdg	10/05/2019	LU1920217822	ELSMRGH LX	Accumulation	145.90
R (USD) acc. Hdg	18/03/2019	LU1920217400	ELSMERA LX	Accumulation	—

ELEVA Leaders Small & Mid Cap Europe - Class R

30/04/2024
Monthly report

ESG data

Investment process

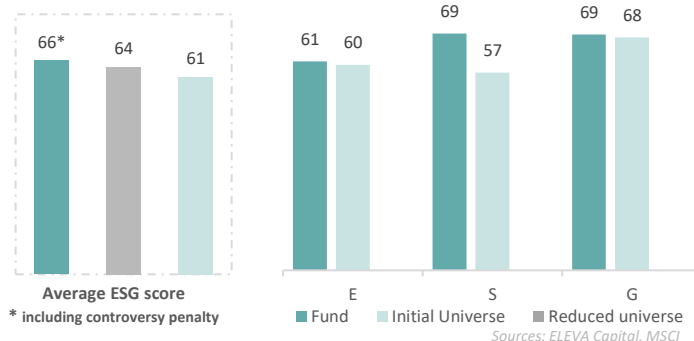
Steps	nb of companies
Initial universe (financial criterias and existence of an ESG score)	400
1. Universe post Exclusions*	396
2. Universe reduced by 20% of issuers with the lowest ESG score	316
Initial universe reduction related to exclusions and ESG selection	21%
3. Portfolio post fundamental research**	54

* Tobacco / Nuclear weapons / Controversial weapons / Violation of the UN Global Compact or ILO conventions or UN guiding principles on Business and Human Rights or OECD guidelines for Multinational Enterprises / Coal (threshold defined by ELEVA's coal policy)

** Fundamental analysis, ESG analysis (ELEVA Capital methodology) & valuation

Source: ELEVA Capital

Average scores of the three pillars with their initial universe



The three best ESG ratings of the sub-fund

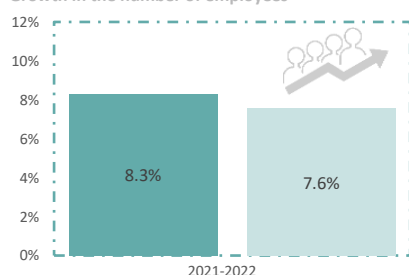
Name	Sector	Country	ESG Score
ASML HOLDING NV	Technology	Netherlands	83
ARCADIS NV	Industrials	Netherlands	78
AMPLIFON SPA	Health Care	Italy	75

The three worst ESG ratings of the sub-fund

Name	Sector	Country	ESG Score
BEIJER REF AB	Industrials	Sweden	51
NEMETSCHEK SE	Technology	Germany	55
RATIONAL AG	Industrials	Germany	57

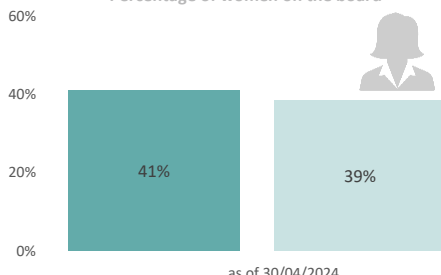
ESG Performances

Growth in the number of employees



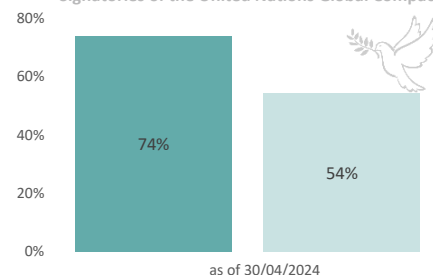
Source: ELEVA Capital

Percentage of women on the board



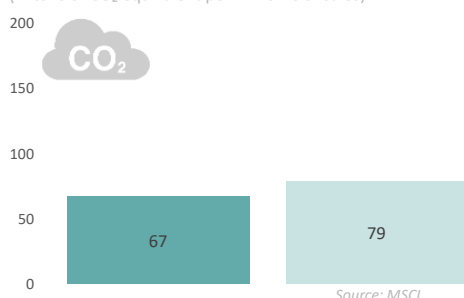
Source: MSCI, ELEVA Capital

Signatories of the United Nations Global Compact



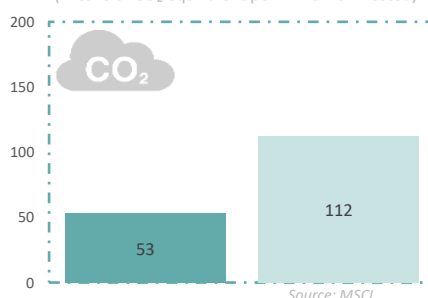
Source: Global compact

Average carbon intensity (in tons of CO₂ equivalent per million € of sales)



Source: MSCI

Carbon footprint (in tons of CO₂ equivalent per million € invested)



Source: MSCI

Binding ESG KPI
Fund
Global universe

Coverage rate of ESG indicators

	Growth in the number of employees	% women on the board	% Signatories of the United Nations Global Compact	Carbon intensity	Scope 1 et 2 CO ₂ emissions
Fund	99%	98%	98%	98%	98%
Initial universe	94%	97%	98%	98%	98%

Legal disclaimer

This document is distributed for information purposes only and is primarily intended for subscribers of the UCI(s) presented. This is by no means a marketing document, and can not be equated with a recommendation or investment advice. This document may not be copied, distributed or communicated, directly or indirectly, to another person without the express consent of Eleva Capital. The sources used to carry out this reporting are considered reliable, however Eleva Capital declines all responsibility for any omission, error or inaccuracy. Eleva Capital accepts no responsibility for any direct or indirect losses caused by the use of the information provided in this document. The information presented in this document is simplified, for more information please refer to the KID and the prospectus of the relevant UCI available on our website (www.elevacapital.com). The figures quoted relate to past years and past performance is not a reliable indicator of future performance. The STOXX Europe Small 200 Index is the intellectual property (including registered trademarks) of STOXX Limited, Zurich, Switzerland ("STOXX"), Deutsche Börse Group or their licensors, which is used under license. The ELEVA Leaders Small & Mid Cap Europe fund is neither sponsored nor promoted, distributed or in any other manner supported by STOXX, Deutsche Börse Group or their licensors, research partners or data providers and STOXX, Deutsche Börse Group and their licensors, research partners or data providers do not give any warranty, and exclude any liability (whether in negligence or otherwise) with respect thereto generally or specifically in relation to any errors, omissions or interruptions in the STOXX Europe Small 200 Index or its data. The I share classes are not registered for marketing in Belgium and are offered under the private placement regime. The representative and paying agent in Switzerland is Société Générale, Paris, Zurich branch, Talacker 50, PO Box 5070, 8021 Zurich, Switzerland. The prospectus, the key investor information (KID), the articles, and the annual and semi-annual reports are available free of charge from the representative in Switzerland.