

Asset Management
March 31, 2024

CSIF (Lux) Equity Canada ESG Blue DB EUR



Fund information

Equity

316'685'675

Fund total net assets in CAD

Share class TNA, EUR 5'314'967	Share class NAV, EUR 1'348.29	Ongoing charges ¹ 0.05%
MTD (net) return 3.36% Bench. 3.36%	QTD (net) return 3.24% Bench. 3.24%	YTD (net) return 3.24% Bench. 3.24%

Fund details

Investment Manager	Credit Suisse Asset Management (Schweiz) AG, Index Solutions Team
Fund launch date	04.12.2019
Share class launch date	04.12.2019
Share class	DB
Share class currency	EUR
Distribution policy	Accumulating
Fund domicile	Luxembourg
Benchmark	MSCI Canada ESG Leaders (NR) in EUR

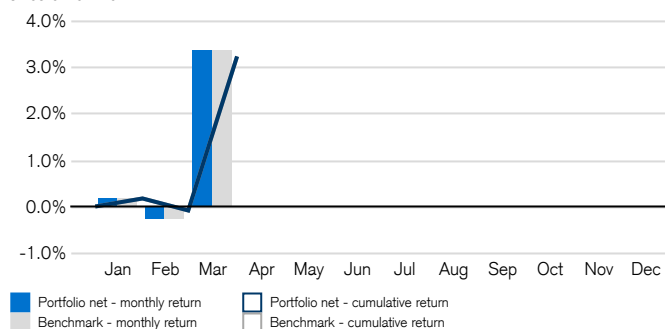
Investment Policy

The fund is managed with an indexed method and is distinguished by broad diversification, low tracking errors, and low-cost management. The investment objective is to replicate the reference index as closely as possible and to minimize performance deviations from the benchmark. The MSCI Canada ESG Leaders (NR) Index is a capitalization weighted index that provides exposure to companies with high Environmental, Social and Governance (ESG) performance relative to their sector peers. MSCI Canada ESG Leaders (NR) Index consists of large and mid cap companies in the Canadian market.

Investing involves risk including the risk of loss of capital. Past performance does not predict future returns. Neither simulated nor historical performance is a reliable indicator for current or future performance.

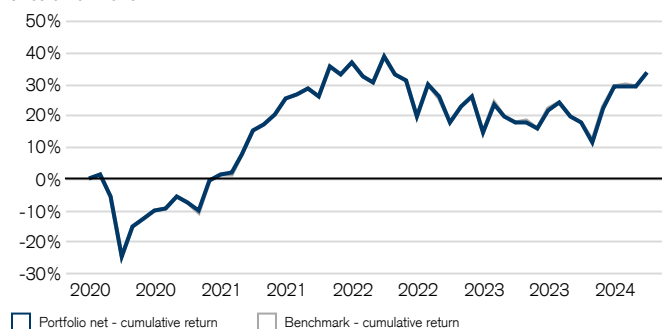
Performance overview - monthly & cumulative

since 01.01.2024



Performance overview - cumulative

since 01.01.2020



Performance overview - monthly & YTD

since 01.01.2024, in %

	Jan	Feb	Mar	Apr	May	Jun	Jul	Aug	Sep	Oct	Nov	Dec	YTD
Portfolio net	0.17	-0.29	3.36										3.24
Benchmark	0.17	-0.29	3.36										3.24
Relative net	0.00	0.00	0.00										-0.01

¹ If the currency of a financial product and/or its costs is different from your reference currency, the return and cost may increase or decrease as a result of currency fluctuations.
ESG stands for environmental (E), social (S), and governance (G).

Please find the definition of all the acronyms/terms used in this document in the Glossary. Additional important information can be found at the end of the document.

Performance overview

since 01.01.2020, in %

	Rolling Returns			Annualized Returns		
	1 months	3 months	1 year	3 years	5 years	ITD
Portfolio net	3.36	3.24	13.51	5.08	n/a	6.99
Benchmark	3.36	3.24	13.55	5.14	n/a	7.03
Relative net	0.00	-0.01	-0.04	-0.06	n/a	-0.04

Risk overview - ex post

since 01.01.2020, in %

	Annualized risk, in %			
	1 year	3 years	5 years	ITD
Portfolio volatility	14.66	16.10	n/a	19.81
Benchmark volatility	14.67	16.08	n/a	19.83
Tracking error	0.02	0.10	n/a	0.10

Performance overview - yearly

since 01.01.2020, in %

	2020	2021	2022	2023	2024	ITD
Portfolio net	1.25	34.69	-16.01	12.71	3.24	33.27
Benchmark	1.22	34.75	-15.90	12.72	3.24	33.49
Relative net	0.03	-0.06	-0.11	-0.01	-0.01	-0.22

Asset breakdown by instrument currency

In % of total economic exposure

	Portfolio	Benchmark
CAD	99.99	100.00
EUR	0.00	-
USD	0.00	-

Asset breakdown by MSCI country

In % of total economic exposure

	Portfolio	Benchmark
Canada	99.93	99.91
United States	0.00	-
Others	0.06	0.09

Asset breakdown by GICS sector

In % of total economic exposure

	Portfolio	Benchmark
Financials	38.16	38.09
Energy	12.35	12.35
Industrials	12.31	12.31
Materials	10.28	10.29
Information Technology	10.19	10.20
Consumer Staples	5.52	5.52
Consumer Discretionary	4.64	4.64
Utilities	3.17	3.17
Communication	2.19	2.19
Others	1.19	1.22

Asset breakdown by market capitalization

In % of total economic exposure (in CAD)

	Portfolio	Benchmark
<5B	0.52	0.52
5B-10B	6.32	6.34
10B-20B	12.41	12.42
20B-30B	17.61	17.62
30B-50B	3.17	3.14
50B-100B	49.37	49.32
>100B	10.54	10.54
Others	0.06	0.09

Potential Risks

The Fund's risk and reward profile does not reflect the risk inherent in future circumstances that differ from what the Fund has experienced in the recent past. This includes the following events which are rare but can have a large impact.

- Liquidity risk: Assets cannot necessarily be sold at limited cost in an adequately short timeframe. However, this Fund's investments should generally have good liquidity.
- Operational risk: Deficient processes, technical failures or catastrophic events may cause losses.
- Political and Legal risks: Investments are exposed to changes of rules and standards applied by a specific country. This includes restrictions on currency convertibility, the imposing of taxes or controls on transactions, the limitations of property rights or other legal risks.
- Sustainability risks: Sustainability risks are environmental, social or governance events or conditions can have a material negative effect on the return, depending on the relevant sector, industry and company exposure.

The product's investment objectives, risks, charges and expenses, as well as more complete information about the product, are provided in the prospectus (or relevant offering document), which should be read carefully before investing.

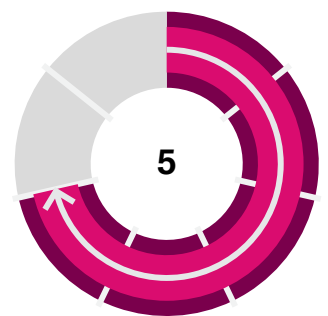
Investors may lose part or all of their invested amount.

The full offering documentation including complete information on risks may be obtained free of charge from a Credit Suisse client advisor, representative, or, where applicable, via Fundsearch (credit-suisse.com/fundsearch).

The investment promoted in this marketing material concerns the acquisition of units or shares in a fund and not of any underlying assets. The underlying assets are owned by the fund only.

Risk profile²

PRIIP SRI



Larger values (up to 7) indicate higher risk while lower values (up to 1) indicate lower risk.

² The risk indicator assumes you keep the Product for 7 years. The actual risk can vary significantly if you redeem at an early stage and you may get back less. The Summary Risk Indicator is a guide to the level of risk of this Product compared to other products. It shows how likely it is that the Product will lose money because of movements in the markets. Be aware of currency risk if your reference currency differs from the currency of the Product. You may receive payments in a different currency, so the final return you will get depends on the exchange rate between the two currencies. Investors shall note that the Product may be exposed to further risks such as operational, counterparty, political, sustainability and legal risks that are not included in the Summary Risk Indicator. This Product does not include any protection from future market performance so you could lose some or all of your investment.

Top 10 issuers

In % of total economic exposure

Issuer name ³	Weight
TORONTO-DOMINION BANK/THE	10.53%
SHOPIFY INC	9.15%
ENBRIDGE INC	7.56%
CANADIAN NTL RAIL CO	7.08%
BANK OF MONTREAL	6.93%
BANK OF NOVA SCOTIA	6.18%
BROOKFIELD CORP	5.72%
ALIMENTATION COUCHE-TARD INC	4.32%
SUN LIFE FINANCIAL INC	3.14%
AGNICO EAGLE MINES LTD	2.91%

Key risk figures

	Portfolio	Benchmark
Number of securities	41	40

Key identifiers

Instrument Name	CSIF (Lux) Equity Canada ESG Blue DB EUR	
ISIN	LU2053559014	
Valor no.	50050316	
Bloomberg ticker	CSCEBDE LX	
Benchmark	MSCI Canada ESG Leaders (NR) in EUR	
Benchmark Bloomberg ticker	NE700869	
Traditional benchmark	MSCI Canada (NR)	
Traditional benchmark Bloomberg ticker	NDDLCA	
Other share classes	LU2053559014, LU2023372878, LU2051459662, LU2091501820, LU2051460082	

Risk overview - ex post

	3 years
	Portfolio
Beta	1.00

Key facts

Fund management company	Credit Suisse Fund Management S.A.
UCITS	Yes
Fund of funds	No
SFDR Classification	Article 8
Accounting year end	31. December
Securities lending	No
Subscription notice period	daily
Subscription settlement period	T + 2
Redemption notice period	daily
Redemption settlement period	T + 2
Subscription spread (remains within the fund)	0.03%
Redemption spread (remains within the fund)	0.03%
Cut-off time	14:00 CET

ESG Approach

This fund promotes environmental, social and governance (ESG) characteristics (within the meaning of Art. 8 of Regulation (EU) 2019/2088 on sustainability-related disclosures in the financial services sector). As index tracking fund, the ESG characteristics of the fund and its ESG integration approach are derived from the ESG index that the fund is tracking. Therefore, the ESG rules and criteria applied by the fund are defined by the index provider and they may deviate from the standards set in the CSAM Sustainable Investing Policy.

In addition, the fund may apply additional ESG exclusions provided the fund stays within the anticipated tracking error as determined in the Prospectus. Those additional exclusions are defined under the CSAM Sustainable Investing Policy and may consist of certain norms-based exclusions (affecting issuers that are not compliant with international treaties on controversial weapons), values-based exclusions (affecting issuers that derive a significant portion of their revenue from the production of thermal coal or the production of electricity from thermal coal) and conduct-based exclusions of SVVK-ASIR (i.e. exclusion recommendations of the Swiss Association for Responsible Investments affecting issuers whose conduct or products violate the normative criteria of SVVK-ASIR, e.g. violations of international conventions or production of controversial weapons).

For further information about the ESG investment criteria and the sustainability-related aspects of the fund please consider the legal and regulatory documents of the fund (such as, e.g., the prospectus) and visit www.credit-suisse.com/esg. In addition to sustainability-related aspects, the decision to invest in the fund should take into account all objectives and characteristics of the fund as described in its prospectus, or in the information which is to be disclosed to investors in accordance with applicable regulations.

Certain data points are provided for mere transparency purposes and are not linked to a specific ESG investment process, nor to CSAM ESG methodology. For details about the fund's ESG decision-making process, please refer to the fund's prospectus.

The breakdowns in the ESG section below are based on a traditional benchmark which may deviate from the fund primary benchmark. Fund benchmark: MSCI Canada ESG Leaders (NR) in EUR. ESG asset breakdown benchmark: MSCI Canada (NR).

ESG Characteristics

ESG Benchmark	Exclusion Criteria	ESG Integration by Index Provider	Active Ownership ⁴	Sustainable Investment Objective
<input checked="" type="checkbox"/>	<input checked="" type="checkbox"/>	<input checked="" type="checkbox"/>	<input checked="" type="checkbox"/>	<input type="checkbox"/>

³ The individual entities and/or instruments mentioned on this page are meant for illustration purposes only and are not intended as a solicitation or an offer to buy or sell any interest or any investment.

⁴ Active Ownership is part of the fund's strategy to act in the best interests of its investors and to preserve and optimize the long-term value of their investments. To promote best practices and to ensure that the investee companies are sustainable and successful in the long term, Active Ownership is designed to influence the investee companies on two levels: first, through proxy voting, and second, through engagement. In the case of investments in other funds (Target Funds), the fund has no or only limited ability to exercise Active Ownership on the Target Fund, resp. on the Target Funds' investee companies.

ESG Overview

According to MSCI methodology. Fund performance against traditional benchmark: MSCI Canada (NR).

	Portfolio	Benchmark
ESG Rating	AA	AA
ESG Quality score	8.13	7.49
Environmental score	5.84	5.29
Social score	5.17	4.98
Governance score	7.00	6.76
Coverage for Rating/Scoring	99.76%	99.95%
Weighted Average Carbon Intensity (Tons of CO ₂ e/\$M sales)	125.18	236.76
Coverage for Carbon Intensity	99.76%	99.95%

Note: The total carbon intensity figure shown in this section may be higher than the total in the breakdown graph. This is because the figure is normalized, and actual weights are inflated because of limited data coverage. For further information on the MSCI methodology for the above listed ESG data points, please refer to the glossary.

Top 10 positions - ESG Characteristics

In terms of the fund's total economic exposure. Certain data points disclosed in this table are provided for mere transparency purposes and are not linked to a specific ESG investment process, nor to CSAM ESG methodology. For details about the fund's ESG decision-making process, please refer to the fund's prospectus. Source: MSCI

Instrument Name ⁵	Weight in portfolio	GICS sector	MSCI ESG Rating	Controversy flag	Carbon intensity (tCO ₂ e / \$M sales)
TORONTO DOMINION	10.53%	Financials	AA	Yellow	2.80
SHOPIFY SUBORDINATE VOTING INC CLA	9.15%	Information Technology	AA	Green	0.90
ENBRIDGE INC	7.56%	Energy	AA	Orange	365.30
CANADIAN NATIONAL RAILWAY	7.08%	Industrials	AA	Yellow	410.40
BANK OF MONTREAL	6.93%	Financials	AA	Yellow	2.70
BANK OF NOVA SCOTIA	6.18%	Financials	AAA	Green	2.90
BROOKFIELD CORP CLASS A	5.72%	Financials	AA	Green	0.00
ALIMENTATION COUCHE TARD INC	4.32%	Consumer Staples	AA	Green	10.90
SUN LIFE FINANCIAL INC	3.14%	Financials	AAA	Green	1.10
AGNICO EAGLE MINES LTD	2.91%	Materials	AA	Green	212.70

Note: All ESG data points in the table refer to an underlying issuer as applicable (e.g., an equity issuer in case of a convertible bond). For further information on the methodology for the above listed ESG data points, please refer to the glossary.

Asset breakdown by ESG rating

In % of total economic exposure. Fund performance against traditional benchmark: MSCI Canada (NR). Source: MSCI ESG rating

	Portfolio	Benchmark	Portfolio Benchmark
AAA	15.15	8.25	
AA	73.34	59.85	
A	10.99	21.88	
BBB	0.27	6.88	
BB	-	2.72	
B	-	0.38	
CCC	-	-	
Not ratable	0.24	0.05	
No data coverage	0.00	-	

Note: For further information on MSCI's ESG rating methodology and the difference between categories "not ratable" and "no data coverage", please refer to the glossary.

Carbon emission intensity contribution by GICS sector

Tons of CO₂ equivalent emission intensity (GHG scopes 1 & 2) per \$m sales, by GICS sector split. Fund performance against traditional benchmark: MSCI Canada (NR). Source: MSCI

	Portfolio	Benchmark	Portfolio Benchmark
Energy	42.90	137.54	
Industrials	29.93	39.66	
Materials	25.73	28.13	
Utilities	21.44	27.22	
Others	4.89	4.10	
Total	124.88	236.65	

Note: Security weighted data coverage is 99.76% for the portfolio. The total shown in this section may be lower than the one in the 'ESG Overview' section. This is because the figures in this breakdown are not normalized and use the actual weights. For further information on the Carbon emission intensity, please refer to the glossary.

Asset breakdown by ESG controversy flag

In % of fund total economic exposure to investee companies. Fund performance against traditional benchmark: MSCI Canada (NR). Source: MSCI

	Portfolio	Benchmark	Portfolio Benchmark
Green	57.13	44.67	
Yellow	33.88	36.79	
Orange	8.75	17.02	
Red	-	1.47	

Note: Exposure to investee companies represents 99.76% of portfolio weight for this share class. MSCI only provides data on ESG controversies for corporate issuers. Any remaining instruments (e.g., government bonds) are excluded from this breakdown. For further information on MSCI's ESG controversy flag methodology, please refer to the glossary.

⁵ The individual entities and/or instruments mentioned on this page are meant for illustration purposes only and are not intended as a solicitation or an offer to buy or sell any interest or any investment.

Glossary

Accumulating	Indicates a regular reinvestment of the dividends received in the portfolio itself
Beta	A measure of the volatility, or systematic risk, of a single security or fund in comparison to the market as a whole.
Carbon emission intensity	The weighted average emissions intensity, which is provided by MSCI ESG, divides the Scopes 1 & 2 emissions in tons of CO2-equivalent by million \$ sales. Intensities are broken down by GICS sector and are security weighted.
Distribution policy	Indicates whether the fund distributes or reinvests the dividends received from underlying securities (Accumulating)
ESG aware	This product undertakes investments that explicitly assess and integrate the sustainability characteristics of companies in the investment process.
ESG benchmark	A ticked 'ESG benchmark' box reflects that the ESG fund targets a replication of an ESG index and the reference benchmark is used for the purpose of attaining the environmental and/or social characteristics promoted. In case the box is not ticked, the fund replicates a non-ESG index.
ESG Controversy Flag	ESG Controversy Flag is designed to provide timely and consistent assessments of ESG controversies involving publicly traded companies and fixed income issuers. A controversy case is typically a one-off event such as an environmental oil spill, an accident, or allegations such as safety issues in a production facility. Controversy flags can be red, orange, yellow or green. Red indicates that a company is involved in one or more very severe controversies. Orange indicates that a company has been involved in one or more recent severe structural controversies that are ongoing. Yellow indicates that the company is involved in severe-to-moderate level controversies. Green indicates that the company is not involved in any major controversies. For further information on the methodology, please refer to www.msci.com/our-solutions/esg-investing/ .
ESG Quality score	The ESG Quality score, based on MSCI ESG scores of underlyings, is measured on a scale from 0 (very poor) to 10 (very good). It does not correspond directly to the underlying Environment, Social and Governance Pillar scores. The Pillar scores are derived on an absolute basis, while the portfolio ESG Quality score is adjusted by MSCI to reflect the industry-specific level of ESG risk exposure. As Pillar scores are absolute, and the portfolio ESG Quality score is relative, the first cannot be averaged to derive the latter. The coverage rate is security weighted.
Issuer ESG Rating	Company and Government ESG Ratings, which are provided by MSCI ESG, are measured on a scale from AAA (highest rating) to CCC (lowest rating). Company ESG Ratings are based on the issuer's exposure to industry specific ESG risks and its ability to mitigate those risks relative to peers. Company ESG Ratings are calculated on an industry relative basis while the underlying individual E, S and G Ratings are absolute. Hence, the ESG Rating cannot be seen as an average of the individual E, S and G Ratings. Government ESG Ratings identify a country's exposure to and management of ESG risk factors and explain how these factors might impact the long-term sustainability of its economy. They are derived from 0-10 scores on underlying factors in the E, S and G pillars. For further information on the MSCI methodology, please refer to www.msci.com/our-solutions/esg-investing/ .
Ex post	Refers to metrics based on historical data
GICS	Global Industry Classification Standard
Greenhouse gas (GHG) emissions	Scope 1 emissions are generated by a company directly from owned or controlled sources such as the burning of fuels (stationary or mobile), industrial processes, etc. Scope 2 emissions are indirect emissions, primarily those associated with the electricity consumed by a company. Scope 3 emissions are all other indirect emissions associated with a company's operations, such as business travel, waste generated, and products both upstream (in the supply chain) and downstream (use of the products and end of life). Scope 3 emissions typically account for the largest proportion of a company's emissions.
ITD	Inception-to-date
MTD	Month-to-date
MSCI	MSCI refers to the external data provider MSCI ESG Research LLC and/or its affiliates.
MSCI ESG Methodology	For further information on the methodology applied to assess the ESG characteristics of the investments, please refer to www.msci.com/our-solutions/esg-investing/
NAV	Net Asset Value
Not ratable / No data coverage	Where MSCI considers an asset type for ESG analysis but data on an economic exposure is unavailable due to a lack of data from the data vendor, the investment falls under the category "No data coverage". Where MSCI considers an asset type out of scope for ESG analysis (e.g. Cash, Currency), the economic exposure falls under the category "Not ratable". For further information regarding excluded asset types, please refer to www.msci.com/our-solutions/esg-investing/ .
Ongoing Charges	The calculation of the ongoing charge is based on the Committee of European Securities Regulators/10-674 Directive. For a maximum of 12 months from fund fiscal year end and since inception, the ongoing charges figure is based on estimated expenses. After that, the ongoing charges correspond to the TER of the last annual report. It excludes performance fees and portfolio transaction costs, except in the case of an entry/exit charge paid by the fund when buying or selling shares/units in another collective investment undertaking.
Portfolio/Benchmark ESG Rating	Discrepancies may exist between the portfolio-level ESG Rating calculated by CSAM applying the MSCI methodology (provided in this factsheet) and the ESG Ratings displayed by other providers (e.g., MSCI ESG fund ratings). There are three main reasons for these potential deviations: (1) CSAM uses updated month-end holdings data as basis for its calculation, (2) CSAM consistently uses underlying issuer data where applicable (e.g., equity issuer in case of a convertible bond), and (3) look-through approach for target funds applied by CSAM. The coverage rate is security weighted. For further information on the MSCI methodology, please refer to www.msci.com/oursolutions/esg-investing/ .
QTD	Quarter-to-date
Sustainable Finance Disclosure Regulation (SFDR)	Regulation (EU) 2019/2088 of the European Parliament and of the Council of 27 November 2019 on sustainability-related disclosures in the financial services sector
Sustainable investment objective	Where the 'sustainable investment objective' box is ticked, this means that the product implements CSAM investment strategies that allocate capital into companies that offer solutions to society's challenges and meet a sustainable investment objective. The sustainable investment objective is achieved through a dedicated investment process focusing on investments in themes and sectors whose economic activities address specific ESG challenges. An unticked box reflects that the product does not aim to meet a sustainable investment objective.
TNA	Total Net Assets
Tracking error	Measure of the deviation of the return of a fund compared to the return of a benchmark over a fixed period of time.
Traditional benchmark	The fund follows an ESG benchmark. Nevertheless, the ESG section in this document compares the ESG performance of the portfolio with the one of the traditional (non-ESG) index. This ensures comparability between an ESG portfolio (which tracks the ESG index) and the traditional market index.
YTD	Year-to-date

Warning statements

Asset breakdown	Indicative allocation may change over time. All holdings are shown strictly for information purposes only and do not constitute investment recommendations of Credit Suisse. Please note that this does not constitute an offer or a solicitation to buy or sell any interest or any investment.
Performance start date	Performance calculation and presentation start with the first full month of an invested strategy. This can lead to a difference in launch and performance start dates.
PRIIP SRI	The Summary Risk Indicator is a guide to the level of risk of this Product compared to other products. It shows how likely it is that the Product will lose money because of movements in the markets.

ESG Notes

The figures contained in this section are not audited. Where ESG related information, statements and scorings are made in this document, CS may have, partially or entirely, relied on publicly available information, internally developed data and/or information obtained from other third-party sources which CS believes to be reliable. CS' ability to verify such ESG objectives may be limited by the reliability of the data available in respect of the underlying assets and the status of the regulations in relation to tracking and providing such data. CS has not independently verified any information obtained from these public and third-party sources and cannot make any representations or warranties as to its accuracy, completeness or reliability. It is possible that the data from ESG data providers may be incorrect, unavailable, or not fully updated. This is especially true where CS has limited access to data from external parties regarding the underlying elements of an investment, for example due to a lack of look-through data. Such data gaps could result in an incorrect assessment of a sustainability practice and/or related sustainability risks and opportunities. Investors shall not use the ESG data provided in this document for the sake of meeting their own regulatory disclosure or reporting requirements. CS cannot make any guarantee about the content or completeness of such ESG disclosures, which remain subject to change and cannot be relied upon. In particular, CS shall not be liable for any errors or omissions in connection with any ESG data herein, or for any direct, indirect, special, punitive, consequential or any other damages (including lost profits). In the absence of a standardized, industry-wide ESG classification system, CS has developed its own ESG framework (the "CS Sustainable Investment Framework"). Therefore, investors should note that the ESG classification of the fund reflects CS' opinion and is based on the CS Sustainable Investment Framework which classification may vary from the classification made by third parties. The fact that a fund follows the CS Sustainable Investment Framework does not necessarily mean that it meets the investors overall investment objectives, nor their sustainability preferences. Given that sustainability regulations and guidelines are still developing, CS may need to review certain ESG classifications/descriptions as industry practices change and as more regulatory guidance becomes available. The ESG-performance of a portfolio might also differ from its financial performance and CS cannot make any representation as to the correlation between financial and ESG performance. Sustainability-related practices also differ by region, industry and ESG issue and are continually evolving. Consequently, sustainability-related practices may change over time. Similarly, new local sustainability requirements may result in additional compliance costs, disclosure obligations or other restrictions on the fund. CS' view on the appropriate classification may also evolve over time, including in response to regulatory guidance or changes in industry approach to classification.

Want to learn more?

Visit: <https://credit-suisse.com/fundsearch>

Important information

Source: Credit Suisse, unless otherwise specified

MSCI information was used herein; ©2024 MSCI and/or its affiliates. Used with permission all rights reserved; see [msci.com/disclaimer](https://www.msci.com/disclaimer).

This material constitutes marketing material of Credit Suisse AG and/or its affiliates (hereafter "CS").

This material does not constitute or form part of an offer or invitation to issue or sell, or of a solicitation of an offer to subscribe or buy, any securities or other financial instruments, or enter into any other financial transaction, nor does it constitute an inducement or incitement to participate in any product, offering or investment.

This marketing material is not a contractually binding document or an information document required by any legislative provision.

Nothing in this material constitutes investment research or investment advice and may not be relied upon. It is not tailored to your individual circumstances, or otherwise constitutes a personal recommendation, and is not sufficient to take an investment decision.

The information and views expressed herein are those of CS at the time of writing and are subject to change at any time without notice. They are derived from sources believed to be reliable.

CS provides no guarantee with regard to the content and completeness of the information and where legally possible does not accept any liability for losses that might arise from making use of the information. If nothing is indicated to the contrary, all figures are unaudited. The information provided herein is for the exclusive use of the recipient.

The information provided in this material may change after the date of this material without notice and CS has no obligation to update the information.

This material may contain information that is licensed and/or protected under intellectual property rights of the licensors and property right holders. Nothing in this material shall be construed to impose any liability on the licensors or property right holders. Unauthorised copying of the information of the licensors or property right holders is strictly prohibited.

The full offering documentation including, the prospectus or offering memorandum, the Key Investor Information Document (KIID), the Key Information Document (KID), the fund rules, as well as the annual and bi-annual reports ("Full offering documentation"), as the case may be, may be obtained free of charge in one of the languages listed below from the legal entity/entities indicated below and where available via FundSearch (credit-suisse.com/fundsearch).

Information on your local distributors, representatives, information agent, paying agent, if any, and your local contacts in respect of the investment product(s) can be found below.

The only legally binding terms of any investment product described in this material, including risk considerations, objectives, charges and expenses are set forth in the prospectus, offering memorandum, subscription documents, fund contract and/or any other fund governing documents.

For a full description of the features of the products mentioned in this material as well as a full description of the opportunities, risks, and costs associated with the respective products, please refer to the relevant underlying securities prospectuses, sales prospectuses, or other additional product documents, which we will be pleased to provide to you at any time upon request.

The investment promoted in this marketing material concerns the acquisition of units or shares in a fund and not of any underlying assets. The underlying assets are owned by the fund only.

This material may not be forwarded or distributed to any other person and may not be reproduced. Any forwarding, distribution or reproduction is unauthorized and may result in a violation of the U.S. Securities Act of 1933, as amended (the "Securities Act"). The securities referred to herein have not been, and will not be, registered under the Securities Act, or the securities laws of any states of the United States and, subject to certain exceptions, the securities may not be offered, pledged, sold or otherwise transferred within the United States or to, or for the benefit or account of, U.S. persons.

In addition, there may be conflicts of interest with regard to the investment.

In connection with the provision of services, Credit Suisse AG and/or its affiliates may pay third parties or receive from third parties, as part of their fee or otherwise, a one-time or recurring fee (e.g., issuing commissions, placement commissions or trailer fees).

Prospective investors should independently and carefully assess (with their tax, legal and financial advisers) the specific risks described in available materials, and applicable legal, regulatory, credit, tax and accounting consequences prior to making any investment decision.

The alternative investment fund manager or the (UCITS) management company, as applicable, may decide to terminate local arrangements for the marketing of the shares/units of a fund, including terminating registrations or notifications with the local supervisory authority.

A summary of investor rights for investing into European Economic Area domiciled investment funds managed or sponsored by Credit Suisse Asset Management can be obtained in English via www.credit-suisse.com/am/regulatory-information, local laws relating to investor rights may apply.

Spain

Regulator / Supervisor legal entity: Comisión Nacional del Mercado de Valores ("CNMV"), Edison, 4, 28006 Madrid Spain, Tel: 34 91 585 15 00, Website: www.cnmv.es

Distributor - if this material is distributed by: Credit Suisse AG, Sucursal en España, Calle Ayala 42, 28001 Madrid, España

* Legal entity, from which the full offering documentation, the key investor information document (KIID), the fund rules, as well as the annual and bi-annual reports, if any, may be obtained free of charge.

Language versions available: English, German, French or Italian

Copyright © 2024 CREDIT SUISSE. All rights reserved.