

BGF China Bond Fund Class A6 Hedged NZD

JUNE 2023 FACTSHEET

Performance, Portfolio Breakdowns and Net Asset information as at: 30-Jun-2023. All other data as at: 13-Jul-2023.

Investors should read the Key Investor Information Document and Prospectus prior to investing.

FUND OVERVIEW

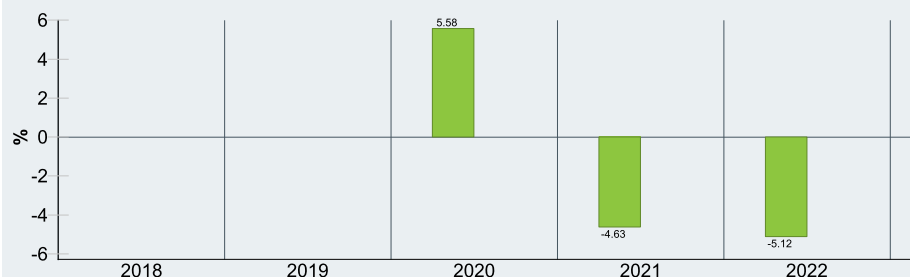
The Fund aims to maximize the return on your investment through a combination of capital growth and income on the Fund's assets. The Fund invests globally at least 70% of its total assets in fixed income (FI) securities issued or distributed either inside or outside of the People's Republic of China (PRC) and denominated in Renminbi or other non Chinese domestic currencies. These include bonds and money market instruments (i.e. debt securities with short term maturities) which may be issued by governments, government agencies, companies and supranationals (e.g. the Asian Development Bank). The Fund may invest in the full range of FI securities which may include investments with a relatively low credit rating or which are unrated.

GROWTH OF HYPOTHETICAL 10,000 NZD SINCE INCEPTION



Share Class and Benchmark performance displayed in NZD. Source: BlackRock. Performance is shown on a Net Asset Value (NAV) basis, with gross income reinvested. **Past performance is not a guide to future performance.**

% CALENDAR YEAR RETURNS



Share Class performance is calculated on a Net Asset Value (NAV) basis, net of fees in the dealing currency specified and do not include sales charge or taxes. Returns assume reinvestment of any distributions. Past performance is not a guide to future performance and should not be the sole factor of consideration when selecting a product.

KEY RISKS: All financial investments involve an element of risk. Therefore, the value of your investment and the income from it will vary and your initial investment amount cannot be guaranteed. Compared to more established economies, the value of investments in developing Emerging Markets may be subject to greater volatility due to differences in generally accepted accounting principles or from economic or political instability. The fund invests in fixed interest securities issued by companies which, compared to bonds issued or guaranteed by governments, are exposed to greater risk of default in the repayment of the capital provided to the company or interest payments due to the fund. The fund investments may be subject to liquidity constraints, which means that shares may trade less frequently and in small volumes, for instance smaller companies. As a result, changes in the value of investments may be more unpredictable. In certain cases, it may not be possible to sell the security at the last market price quoted or at a value considered to be fairest. The fund invests in fixed interest securities such as corporate or government bonds which pay a fixed or variable rate of interest (also known as the 'coupon') and behave similarly to a loan. These securities are therefore exposed to changes in interest rates which will affect the value of any securities held.

(Continued on page 2)

CAPITAL AT RISK: The value of investments and the income from them can fall as well as rise and are not guaranteed. Investors may not get back the amount originally invested.

KEY FACTS

Asset Class	Fixed Income
Morningstar Category	Other Bond
Fund Launch Date	11-Nov-2011
Share Class Launch Date	27-Nov-2019
Fund Base Currency	CNH
Share Class Currency	NZD
Fund Size (AUM)	28,695.18 CNH
Domicile	Luxembourg
Fund Type	UCITS
ISIN	LU2077746340
Bloomberg Ticker	BGRA6NH LX
Distribution Type	Monthly
Minimum Initial Investment	5,000 USD*
Management Company	BlackRock (Luxembourg) S.A.

* or currency equivalent

PORTFOLIO MANAGEMENT

Yii Hui Wong
Suanjin Tan
Yingbo Xu

TOP HOLDINGS (%)

ISHARES USD ASIA HY BOND ETF	4.19
CHINA CONSTRUCTION BANK CORP RegS	
3.45 08/10/2031	1.65
BANK OF CHINA LTD RegS 4.2 09/21/2030	1.27
CHINA CONSTRUCTION BANK CORP RegS	
4.25 02/27/2029	1.20
CHINA PEOPLES REPUBLIC OF (GOVERNMENT)	
3.53 10/18/2051	1.14
MINMETALS BOUNTIFUL FINANCE (BVI)	
RegS 3.375 12/31/2079	1.13
CHINA PEOPLES REPUBLIC OF (GOVERNMENT)	
2.8 11/15/2032	1.07
INDUSTRIAL AND COMMERCIAL BANK OF	
4.15 11/16/2030	1.00
POSTAL SAVINGS BANK OF CHINA CO LT	
RegS 3.44 08/23/2031	0.88
CCCI TREASURE LTD RegS 3.425 12/31/2079	0.87
Total of Portfolio	14.40

Holdings subject to change

Key Risks Continued: The fund investments may be subject to liquidity constraints, which means that shares may trade less frequently and in small volumes, for instance smaller companies. As a result, changes in the value of investments may be more unpredictable. In certain cases, it may not be possible to sell the security at the last market price quoted or at a value considered to be fairest. The fund invests in fixed interest securities such as corporate or government bonds which pay a fixed or variable rate of interest (also known as the 'coupon') and behave similarly to a loan. These securities are therefore exposed to changes in interest rates which will affect the value of any securities held.

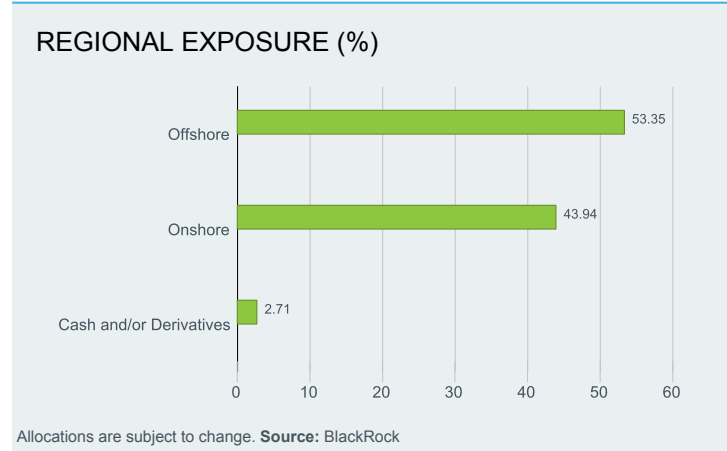
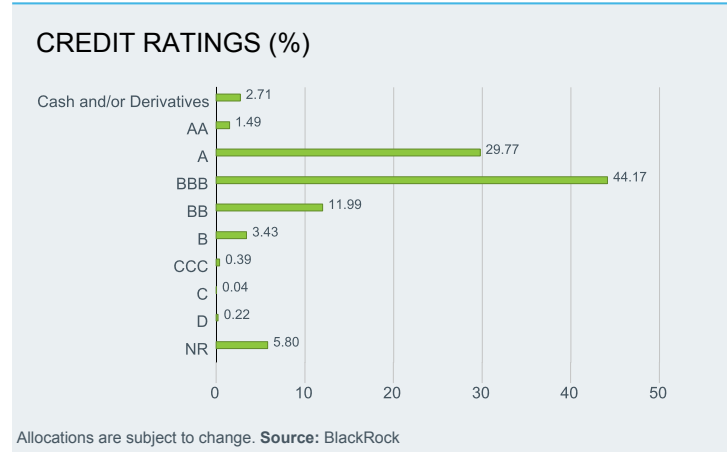
SECTOR BREAKDOWN (%)	
	Fund
Financial	20.01
Local Government Related	15.32
Central Government Related	14.01
Non-China	12.37
Other	9.53
Real Estate	8.08
Sovereign	6.99
Basic Industry	3.92
Technology	2.97
Cash and/or Derivatives	2.71
Retail	2.23
Energy	1.86

¹Allocations are subject to change. **Source:** BlackRock

PORTFOLIO CHARACTERISTICS	
Effective Duration (years)	2.94
Yield to Worst (%)	6.45
Standard Deviation (3yrs)	3.28
Yield to Maturity	6.48%

FEES AND EXPENSES	
Max Initial Charge	5.00%
Max Exit Fee	
Ongoing Charge	0.98%
Performance Fee	0.00%

DEALING INFORMATION	
Settlement	Trade Date + 3 days
Dealing Frequency	Daily, forward pricing basis



GLOSSARY

Market Capitalization: is the total value of the shares issued by a company which trades on the stock exchange.

Ongoing Charge: is a figure representing all annual charges and other payments taken from the fund.

Price to Book Ratio: represents the ratio of the current closing price of the share to the latest quarter's book value per share.

Price to Earnings (TTM) Ratio: represents the ratio of the market price per share of a company to the company's earnings per share for a twelve-month period (usually the last 12 months or trailing twelve months (TTM)).



IMPORTANT INFORMATION:

This material has been produced by BlackRock® for educational purposes only and does not constitute investment advice, or an offer or solicitation to sell or a solicitation of an offer to buy any shares of any fund (nor shall any such shares be offered or sold to any person) in any jurisdiction in which an offer, solicitation, purchase or sale would be unlawful under the securities laws of that jurisdiction. Before investing, you should consider the investment objectives, charges and expenses and the variety of risks (in addition to those described in the risk sections) of any applicable issuance documents. Certain share classes of certain Fund(s) mentioned in this document are registered for public distribution only in Spain, Portugal and Chile alongside each Prospectus for the Fund. In Spain, Fund(s) are registered with the number 140 in the Comisión Nacional del Mercado de Valores de España (CNMV). In Portugal, Fund(s) are registered with the Comissão do Mercado de Valores Mobiliários (CMVM). In Chile, Fund(s) are registered with the Superintendencia de Valores y Seguros (SVS) and for Fund(s) that are not registered they are subject to General Rule No. 336 and will not be supervised by the SVS. In Colombia, the sale of a Fund is addressed to less than one hundred specifically identified investors, and therefore may only be promoted or marketed in Colombia or to Colombian residents in compliance with Decree 2555 of 2010 and other applicable rules. No securities regulator in any country within Latin America or Iberia has confirmed the accuracy of any information contained herein. BlackRock Global Funds (BGF) is an open-ended investment company established in Luxembourg which is available for sale in certain jurisdictions only. BGF is not available for sale in the U.S. or to U.S. persons. Product information concerning BGF should not be published in the U.S. It is recognized under Section 264 of the Financial Services and Markets Act 2000. BlackRock Investment Management (UK) Limited is the UK distributor of BGF. Most of the protections provided by the UK regulatory system, and the compensation under the Financial Services Compensation Scheme, will not be available. A limited range of BGF sub-funds have a reporting fund status A sterling share class that seeks to comply with UK Reporting Fund Status requirements. Subscriptions in BGF are valid only if made on the basis of the current Prospectus, the most recent financial reports and the Key Investor Information Document, which are available on our website. Prospectuses, Key Investor Information Documents and application forms may not be available to investors in certain jurisdictions where the Fund in question has not been authorized. Issued by BlackRock Investment Management (UK) Limited (authorized and regulated by the Financial Conduct Authority). Registered office: 12 Throgmorton Avenue, London, EC2N 2DL. Registered in England No. 2020394. Tel: +44 (0) 20 7743 3000. For your protection, telephone calls are usually recorded. BlackRock is a trading name of BlackRock Investment Management (UK) Limited. The Morningstar Analyst Rating is not a credit or risk rating. It is a subjective evaluation performed by the manager research analysts of Morningstar. Morningstar evaluates funds based on five key pillars, which are process, performance, people, parent, and price. Analysts use this five pillar evaluation to determine how they believe funds are likely to perform over the long term on a risk-adjusted basis. They consider quantitative and qualitative factors in their research, and the weighting of each pillar may vary. The Analyst Rating scale is Gold, Silver, Bronze, Neutral, Negative. A Morningstar Analyst Rating of Gold, Silver, or Bronze reflect an Analyst's conviction in a fund's prospects for outperformance. Analyst Ratings are continuously monitored and reevaluated at least every 14 months. For more detailed information about Morningstar's Analyst Rating, including its methodology, please go to <http://corporate.morningstar.com/us/documents/MethodologyDocuments/AnalystRatingforFundsMethodology.pdf>. The Morningstar Analyst Rating should not be used as the sole basis in evaluating a mutual fund. Morningstar Analyst Ratings are based on Morningstar's current expectations about future events; therefore, in no way does Morningstar represent ratings as a guarantee nor should they be viewed by an investor as such. Morningstar Analyst Ratings involve unknown risks and uncertainties which may cause Morningstar's expectations not to occur or to differ significantly from what we expected Morningstar rates mutual funds from one to five stars based on how well they've performed (after adjusting for risk and accounting for all sales charges) in comparison to similar funds. Within each Morningstar Category, the top 10% of funds receive five stars, the next 22.5% four stars, the middle 35% three stars, the next 22.5% two stars, and the bottom 10% receive one star. Funds are rated for up to three time periods--three-, five-, and 10 years--and these ratings are combined to produce an overall rating. Funds with less than three years of history are not rated. Ratings are objective, based entirely on a mathematical evaluation of past performance. They're a useful tool for identifying funds worthy of further research, but shouldn't be considered buy or sell recommendations. Morningstar Rating metrics. Morningstar, Inc.® 2023. All rights reserved. The information contained herein; (1) is proprietary to Morningstar and/or its affiliates; (2) may not be copied or distributed; (3) is not warranted to be accurate, complete or timely. Neither Morningstar nor its content providers are responsible for any damages or losses arising from any use of this information. Past performance is no guarantee of future results. INVESTMENT PRODUCTS: NOT FDIC INSURED • NO BANK GUARANTEE • MAY LOSE VALUE © 2023 BlackRock, Inc. All Rights reserved. BLACKROCK, BLACKROCK SOLUTIONS, iSHARES, iTHINKING, BUILD ON BLACKROCK, SO WHAT DO I DO WITH MY MONEY, BUILT FOR THESE TIMES are registered and unregistered trademarks of BlackRock, Inc. or its subsidiaries in the United States and elsewhere. All other trademarks are those of their respective owners. LA-0544

Not FDIC Insured - No Bank Guarantee - May Lose Value