

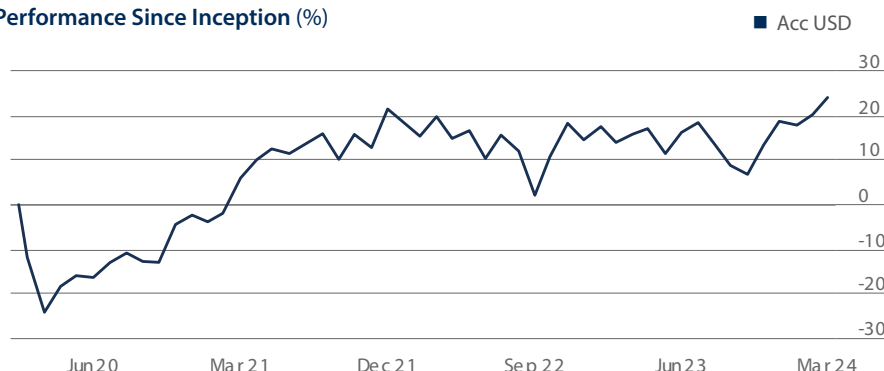
First Trust Value Line® Dividend Index UCITS ETF

The Fund is a passively managed index-tracking fund that seeks investment results that correspond generally to the price and yield (before fees and expenses) of the Value Line® Dividend Index (the "Index"). In order to achieve its investment objective, the investment policy of this Fund is to invest at least 90% of its net assets in the common stocks and depositary receipts that comprise the Index or in depositary receipts that may include American Depositary Receipts, Global Depositary Receipts, European Depositary Receipts representing securities in the Index where direct investment in a constituent security of the Index is not possible.

Performance

The figures shown relate to past performance and do not predict future returns

Performance Since Inception (%)



Performance Summary (%)	1 M	3 M	YTD	1 Y	3 Y	5 Y	Since Inception
Acc USD	3.20	4.51	4.51	7.12	5.40	-	5.35
Tracking Index	3.22	4.60	4.60	7.44	5.78	-	5.75

Performance for periods under one year is cumulative and over one year is annualised.


12-Month Performance Periods (%)	31.03.19 31.03.20	31.03.20 31.03.21	31.03.21 31.03.22	31.03.22 31.03.23	31.03.23 31.03.24
Acc USD	-	39.68	13.03	-3.30	7.12
Tracking Index	-	40.39	13.55	-2.96	7.44

Fund performance is the performance of the share class since its inception, shown net of fees including re-invested dividends in the base currency of the share class which is in USD. Performance can go up as well as down, and investors may lose some or all of their capital. Returns may increase or decrease as a result of currency and exchange rate fluctuations. Please refer to the 'Risks' section on Page 3 for more details on risks associated with an investment in the fund. The share class was launched less than 5 years ago, therefore performance for some periods is not available.

¹The ongoing charges figure is based on the Fund's annual management fee, whereby the Investment Manager is responsible for the costs involved in running the Fund. In the event that the Fund's running costs exceed the stated figure the Investment Manager shall pay the excess from its own assets. The ongoing charges figure excludes portfolio transaction costs. Details of the transaction costs are available from your broker or financial advisor and at www.ftgportfolios.com. The figure may vary from year to year.

FVD	Acc USD
ISIN	IE00BKVKW020
Asset Class	Equity
Fund Inception	12.02.2020
Share Class Inception	12.02.2020
Ongoing Charges ¹	0.70%
Base Currency	USD
Income Treatment	Accumulating
Total Fund AUM	\$19.85 million
Outstanding Shares	800,002
UCITS Compliant	Yes
Domicile	Ireland
Investment Manager	First Trust Advisors
Rebalance Frequency	Monthly
Replication Method	Physical - Full Replication
SFDR Classification	Article 6
Tracking Index	Value Line® Dividend Index

RISK AND REWARD PROFILE



The Synthetic Risk and Reward Indicator (SRRI) illustrates a fund's risk and reward profile through a number between 1 and 7.

Trading Information

Exchange	Ccy	Ticker	SEDOL
London Stock Exchange	USD	FVD LN	BJLCRR3
Deutsche Börse Xetra	EUR	FDV GY	BMC5GY2

✓ ISA ✓ SIPP ✓ UK Reporting Status

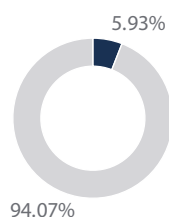
Portfolio

TOP 10 HOLDINGS (%)

McCormick & Company, Incorporated	0.61
Domino's Pizza, Inc.	0.60
Silgan Holdings Inc.	0.60
Medtronic Plc	0.59
Merck & Co., Inc.	0.59
Public Storage	0.59
Selective Insurance Group, Inc.	0.59
Southwest Gas Holdings, Inc.	0.59
The Hanover Insurance Group, Inc.	0.59
Abbott Laboratories	0.58

Top 10 holdings as a percentage of Total Net Assets. Portfolio Holdings are subject to change at any time. References to specific securities should not be construed as a recommendation to buy or sell and should not be assumed profitable.

Top 10 Holdings as % of Total



SECTOR ALLOCATION (%)

Industrials	21.04	
Utilities	17.83	
Consumer Staples	14.28	
Financials	11.48	
Health Care	10.87	
Information Technology	7.36	
Consumer Discretionary	6.27	
Materials	4.59	
Communication Services	2.84	
Real Estate	2.31	
Energy	1.13	

FUND CHARACTERISTICS

Max Market Cap	\$623.2bn
Median Market Cap	\$40.2bn
Min Market Cap	\$1.4bn
Price/Earnings	21.15
Price/Book	2.92
Price/Cash Flow	12.93
Price/Sales	2.04

- The Index begins with the universe of stocks that Value Line® gives a Safety™ Ranking of #1 or #2 using the Value Line® Safety™ Ranking System. All registered investment companies, limited partnerships and foreign securities not listed in the U.S. are removed from this universe.
- From those stocks, Value Line® selects those companies with a higher than average dividend yield, as compared to the indicated dividend yield of the Standard & Poor's 500 Composite Stock Price Index.
- Value Line® then eliminates those companies with an equity market capitalization of less than \$1 billion.
- The Index seeks to be equally weighted in each of the securities in the index. The Index is rebalanced on the application of the above model on a monthly basis.

Risks

- The Fund may not achieve its investment objective and the value of shares in the Fund may fall.
- Neither First Trust Global Portfolios Management Limited ("FTGPM") nor any of its affiliates, guarantees the performance or the future returns of the Fund.
- There is no assurance that the Index will continue to be calculated and published on the basis described in the Prospectus. In addition, the Fund's return may not match the return of the Index.
- See also the description of the risks applicable to the Fund in "Risk Factors" in the Prospectus.

Important Information

This marketing communication is issued by First Trust Global Portfolios Management Limited ("FTGPM") whose place of business is Fitzwilliam Hall, Fitzwilliam Place, Dublin 2, D02 T292. FTGPM is authorised and regulated by the Central Bank of Ireland ("CBI") (C185737). The Fund is also regulated by the CBI.

Nothing contained herein constitutes investment, legal, tax or other advice and it is not to be solely relied on in making an investment or other decision, nor does the document implicitly or explicitly recommend or suggest an investment strategy, reach conclusions in relation to an investment strategy for the reader, or provide any opinions as to the present or future value or price of any fund. It is not an invitation, offer, or solicitation to engage in any investment activity, including making an investment in the Fund, nor does the information, recommendations or opinions expressed herein constitute an offer for sale of the Fund.

The Fund is an open-ended sub-fund of First Trust Global Funds PLC (the "Company"), an umbrella UCITS fund with segregated liability between sub-funds, incorporated with limited liability as an investment company with variable capital under the laws of Ireland with UCITS registered number 514357.

The material in this marketing communication is not comprehensive and must therefore be read in conjunction with the Fund's prospectus and the UCITS key investor information document ("KIID") or the PRIIPS key information document ("KID") which contain material information not contained herein, including the terms of investment and information regarding investment risks and restrictions, fees and expenses and conflicts of interests. Potential investors should pay particular attention to the risk disclosures in the "Risk Factors" section of the Fund's prospectus (available in English) and KIIDs (available for each share class of each of the sub-funds of the Company and in one of the official languages of each of the EU Member States into which each sub-fund has been notified for marketing under the Directive 2009/65/EC (the UCITS Directive)). No assurance can be given that the Fund's investment objective will be achieved or that the Fund will generate a positive return. Please contact FTGPM or visit

www.ftglobalportfolios.com to obtain a prospectus and/or KIID/KID. Investors and potential investors can obtain a summary in English of investor rights and information on access to collective redress mechanisms in the event of litigation at the following website: https://www.ftglobalportfolios.com/Content/SUMMARY_OF_INVESTOR_RIGHTS.

The Fund is currently notified for marketing into a number of EU Member States under the UCITS Directive. The Company may however decide to terminate the arrangements made for the marketing of any share class of the Fund at any time using the process contained in the UCITS Directive.

Any UCITS ETF's units / shares purchased on the secondary market cannot usually be sold directly back to UCITS ETF. Investors must buy and sell units / shares on a secondary market with the assistance of an intermediary (e.g. a stockbroker) and may incur fees for doing so. In addition, investors may pay more than the current net asset value when buying units / shares and may receive less than the current net asset value when selling them.

The Company's portfolio holdings policy is designed to be transparent, whilst being in the best interest of the Fund and protecting the confidentiality of each Fund's portfolio holdings. The full portfolio holdings for the Fund shall generally be available daily, with a one-day lag, on www.ftglobalportfolios.com. Any portfolio holdings information which may otherwise be provided on request shall be provided on a confidential basis.

"Value Line®" and "Value Line® Dividend Index" are trademarks or registered trademarks of Value Line, Inc. ("Value Line") and have been licensed for use for certain purposes by First Trust Advisors L.P. This product is not sponsored, endorsed, recommended, sold or promoted by Value Line and Value Line makes no representation regarding the advisability of investing in products utilizing such strategy. First Trust Advisors L.P. is not affiliated with any Value Line company.