

BGF China Bond Fund Class I4 Hedged GBP

FEBRUARY 2022 FACTSHEET

Unless otherwise stated, Performance, Portfolio Breakdowns and Net Asset information as at: 28-Feb-2022. All other data as at 08-Mar-2022.

For Investors in the UK. Investors should read the Key Investor Information Document and Prospectus prior to investing.

FUND OVERVIEW

The Fund aims to maximise the return on your investment through a combination of capital growth and income on the Fund's assets. The Fund invests globally at least 70% of its total assets in fixed income (FI) securities issued or distributed either inside or outside of the People's Republic of China (PRC) and denominated in Renminbi or other non Chinese domestic currencies. These include bonds and money market instruments (i.e. debt securities with short term maturities) which may be issued by governments, government agencies, companies and supranationals (e.g. the Asian Development Bank). The Fund may invest in the full range of FI securities which may include investments with a relatively low credit rating or which are unrated.

GROWTH OF HYPOTHETICAL 10,000



Share Class and Benchmark performance displayed in GBP. Source: BlackRock. Performance is shown on a Net Asset Value (NAV) basis, with gross income reinvested. **Source: BlackRock. Past performance is not a guide to future performance and should not be the sole factor of consideration when selecting a product.**

12 MONTH PERFORMANCE PERIODS - TO LAST QUARTER END

	31/12/2016- 31/12/2017	31/12/2017- 31/12/2018	31/12/2018- 31/12/2019	31/12/2019- 31/12/2020	31/12/2020- 31/12/2021	2021 Calendar Year
Share Class	N/A	N/A	N/A	N/A	-4.47%	-4.47%

Share Class performance is calculated on a Net Asset Value (NAV) basis, with income reinvested, in British Pound, net of fees. Benchmark performance displayed in GBP.

CUMULATIVE & ANNUALISED PERFORMANCE

	Cumulative (%)					Annualised (% p.a.)		
	1m	3m	6m	YTD	1 Year	3 Years	5 Years	Since Inception
Share Class	-1.51%	-2.67%	-6.94%	-2.25%	-6.43%	N/A	N/A	-1.25%

The figures shown relate to past performance. Past performance is not a reliable indicator of current or future results and should not be the sole factor of consideration when selecting a product or strategy.

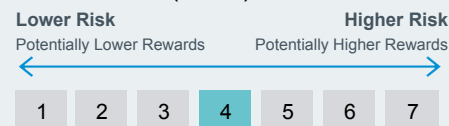
Share Class and Benchmark performance displayed in GBP, hedged fund benchmark performance is displayed in CNH. Performance is shown on a Net Asset Value (NAV) basis, with gross income reinvested where applicable. The return of your investment may increase or decrease as a result of currency fluctuations if your investment is made in a currency other than that used in the past performance calculation. **Source: BlackRock**

Key Risks: All financial investments involve an element of risk. Therefore, the value of your investment and the income from it will vary and your initial investment amount cannot be guaranteed. Compared to more established economies, the value of investments in developing Emerging Markets may be subject to greater volatility due to differences in generally accepted accounting principles or from economic or political instability. The fund invests in fixed interest securities issued by companies which, compared to bonds issued or guaranteed by governments, are exposed to greater risk of default in the repayment of the capital provided to the company or interest payments due to the fund.

(Continued on page 2)

Capital at risk. All financial investments involve an element of risk. Therefore, the value of your investment and the income from it will vary and your initial investment amount cannot be guaranteed.

SYNTHETIC RISK & REWARD INDICATOR (SRRI)



KEY FACTS

Asset Class	Fixed Income
Morningstar Category	-
Fund Launch Date	11-Nov-2011
Share Class Launch Date	19-Feb-2020
Fund Base Currency	CNH
Share Class Currency	GBP
Total Fund Size (M)	49,699.23 CNH
Domicile	Luxembourg
Fund Type	UCITS
ISIN	LU2112291872
Bloomberg Ticker	BGCBIGH
Distribution Type	Annual
Minimum Initial Investment	10,000,000 USD*

* or currency equivalent

PORTFOLIO MANAGER(S)

Artur Piasecki
Eric Liu
Suanjin Tan
Yii Hui Wong

TOP HOLDINGS (%)

CHINA NATIONAL PETROLEUM CORP MTN 2.99 03/23/2025	2.50
CHINA CONSTRUCTION BANK CORP RegS 3.45 08/10/2031	2.29
CHINA DEVELOPMENT BANK 3.65 05/21/2029	1.92
CHINA DEVELOPMENT BANK 3.48 01/08/2029	1.75
BANK OF CHINA LTD RegS 4.2 09/21/2030	1.35
INDUSTRIAL AND COMMERCIAL BANK OF 4.15 11/16/2030	1.23
BANK OF COMMUNICATIONS CO LTD RegS 3.65 09/27/2031	1.13
INDUSTRIAL AND COMMERCIAL BANK OF 4.15 01/21/2031	1.12
AGRICULTURAL DEVELOPMENT BANK OF C 3.74 07/12/2029	1.07
BANK OF CHINA LTD RegS 4.15 03/19/2031	1.05
Total of Portfolio	15.41

Holdings subject to change

Key Risks Continued: The fund investments may be subject to liquidity constraints, which means that shares may trade less frequently and in small volumes, for instance smaller companies. As a result, changes in the value of investments may be more unpredictable. In certain cases, it may not be possible to sell the security at the last market price quoted or at a value considered to be fairest. The fund invests in fixed interest securities such as corporate or government bonds which pay a fixed or variable rate of interest (also known as the 'coupon') and behave similarly to a loan. These securities are therefore exposed to changes in interest rates which will affect the value of any securities held.

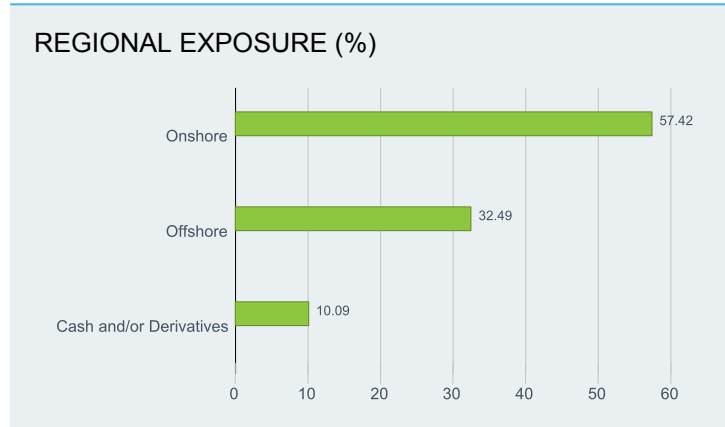
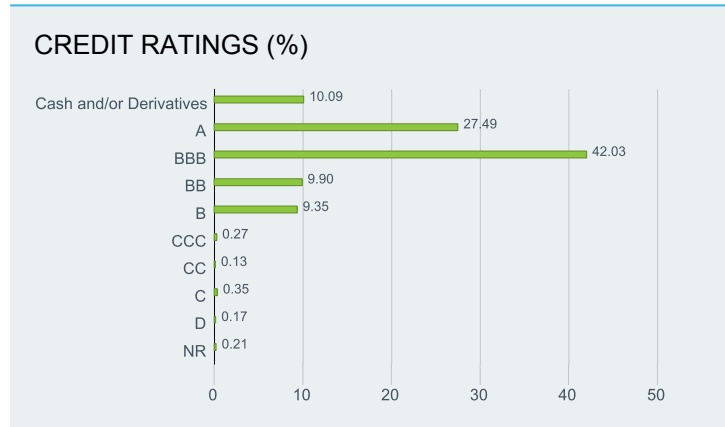
SECTOR BREAKDOWN (%)	
	Fund
Financial	19.68
Local Government Related	16.77
Central Government Related	13.26
Sovereign	12.01
Real Estate	11.33
Cash and/or Derivatives	10.09
Other	6.00
Non-China	4.81
Basic Industry	3.56
Energy	1.00
Technology	0.94
Retail	0.54

Negative weightings may result from specific circumstances (including timing differences between trade and settlement dates of securities purchased by the funds) and/or the use of certain financial instruments, including derivatives, which may be used to gain or reduce market exposure and/or risk management. Allocations are subject to change.

PORTFOLIO CHARACTERISTICS	
Effective Duration (years)	2.51
Yield to Worst (%)	6.58

FEES AND CHARGES	
Max Initial Charge	0.00%
Exit Fee	
Ongoing Charge	0.46%
Performance Fee	0.00%

DEALING INFORMATION	
Settlement	Trade Date + 3 days
Dealing Frequency	Daily, forward pricing basis



GLOSSARY

- Market Capitalisation:** is the total value of the shares issued by a company which trades on the stock exchange.
- Ongoing Charge:** is a figure representing all annual charges and other payments taken from the fund.
- Price to Book Ratio:** represents the ratio of the current closing price of the share to the latest quarter's book value per share.
- Price to Earnings (TTM) Ratio:** represents the ratio of the market price per share of a company to the company's earnings per share for a twelve-month period (usually the last 12 months or trailing twelve months (TTM)).

- Quartile Rank:** categorises a fund into four equal bands based on their performance over a specified period within the relevant Morningstar's sector. The top or first quartile contains the top 25% of funds, through to the bottom or 4th quartile which contains the bottom 25% of funds.
- SRRI:** is a value based on the volatility of the fund, which gives an indication of the overall risk and reward profile of the Fund.
- Performance Fee:** is charged on any returns that, subject to a High Water Mark, the Fund achieves above it's performance fee benchmark. Please refer to the Prospectus for further information.


+44 (0) 20 7743 3300


investor.services@blackrock.com


blackrock.co.uk

IMPORTANT INFORMATION:

All financial investments involve an element of risk. Therefore, the value of your investment and the income from it will vary and your initial investment amount cannot be guaranteed. BlackRock Global Funds (BGF) is an open-ended investment company established in Luxembourg which is available for sale in certain jurisdictions only. BGF is not available for sale in the U.S. or to U.S. persons. Product information concerning BGF should not be published in the U.S. Subscriptions in BGF are valid only if made on the basis of the current Prospectus, the most recent financial reports and the Key Investor Information Document, which are available on our website. Prospectuses, Key Investor Information Documents and application forms may not be available to investors in certain jurisdictions where the Fund in question has not been authorised. Issued by BlackRock Investment Management (UK) Limited (authorised and regulated by the Financial Conduct Authority). Registered office: 12 Throgmorton Avenue, London, EC2N 2DL. Registered in England No. 2020394. Tel: 020 7743 3000. For your protection, telephone calls are usually recorded. BlackRock is a trading name of BlackRock Investment Management (UK) Limited. When this document is issued in the EEA, it is issued by BlackRock (Netherlands) BV: Amstelplein 1, 1096 HA, Amsterdam, Tel: 020 – 549 5200, Trade Register No. 17068311. For more information, please see the website: www.blackrock.com. For your protection telephone calls are usually recorded. BlackRock is a trading name of BlackRock (Netherlands) B.V.. © 2022 BlackRock, Inc. All Rights reserved. BLACKROCK, BLACKROCK SOLUTIONS, iSHARES, SO WHAT DO I DO WITH MY MONEY, INVESTING FOR A NEW WORLD, and BUILT FOR THESE TIMES are registered and unregistered trademarks of BlackRock, Inc. or its subsidiaries in the United States and elsewhere. All other trademarks are those of their respective owners.