

Invesco Global Consumer Trends Fund

A (EUR)-Acc Shares

28 February 2022

This marketing communication is for Professional investors in Continental European countries as defined in the important information section. Investors should read the legal documents prior to investing.

Summary of fund objective

The Fund is actively managed. The Fund aims to achieve long-term capital growth from a global portfolio of investments in companies predominantly engaged in the design, production or distribution of products and services related to the discretionary consumer needs of individuals. For the full objectives and investment policy please consult the current prospectus.

Key facts



Ido Cohen
Houston
Managed fund since
May 2011



Juan Hartsfield
Houston
Managed fund since
January 2009

Share class launch

14 May 2020

Original fund launch

03 October 1994

Legal status

Luxembourg SICAV with UCITS status

Share class currency

EUR

Share class type

Accumulation

Fund size

USD 4.58 bn

Reference Benchmark

MSCI World Consumer Discretionary Index-ND

Bloomberg code

INGCTAE LX

ISIN code

LU2168317308

Settlement date

Trade Date + 3 Days

Risk Warnings

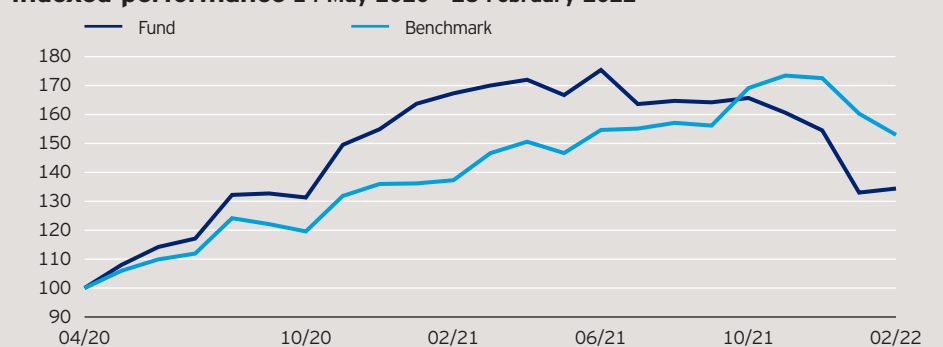
For complete information on risks, refer to the legal documents. The value of investments and any income will fluctuate (this may partly be the result of exchange rate fluctuations) and investors may not get back the full amount invested. As this fund is invested in a particular sector, you should be prepared to accept greater fluctuations in the value of the fund than for a fund with a broader investment mandate.

Fund Strategy

An active, multi-cap global fund focused on capturing consumer trends driven by changes in standards of living, demographics and connectivity. The investment team employs a three-pillar approach to the investment process: 1) research-driven security selection applied through fundamental analysis, valuation and timeliness; 2) portfolio construction determined by consistent diversification practices and strict sell disciplines; 3) risk management and analysis of external thematic factors integrated at every stage of the investment process.

Past performance does not predict future returns. Each period starts at the end of the indicated month. The first indicated month may not represent a full month and may start only on the launch/restructuring date indicated in the headline.

Indexed performance 14 May 2020 - 28 February 2022*



Cumulative performance*

in %	YTD	1 month	1 year	3 years	Since inception
Fund	-13.01	1.05	-19.67	-	34.40
Benchmark	-11.36	-4.57	11.42	-	52.95

Calendar year performance*

in %	2017	2018	2019	2020	2021
Fund	-	-	-	-	-0.26
Benchmark	-	-	-	-	26.89

Standardised rolling 12 month performance*

in %	02.12 02.13	02.13 02.14	02.14 02.15	02.15 02.16	02.16 02.17	02.17 02.18	02.18 02.19	02.19 02.20	02.20 02.21	02.21 02.22
Fund	-	-	-	-	-	-	-	-	-	-19.67
Benchmark	-	-	-	-	-	-	-	-	-	11.42

The performance data shown does not take account of the commissions and costs incurred on the issue and redemption of units. Returns may increase or decrease as a result of currency fluctuations. The investment concerns the acquisition of units in a fund and not in a given underlying asset.

*Source: © 2022 Morningstar. Indexed performance: Performance of an investment of 100 in share class currency. Gross income re-invested to 28 February 2022 unless otherwise stated. All performance data on this factsheet is in the currency of the share class. Reference Benchmark Source: RIMES. The benchmark index is shown for performance comparison purposes only. The Fund does not track the index.

Invesco Global Consumer Trends Fund

A (EUR)-Acc Shares

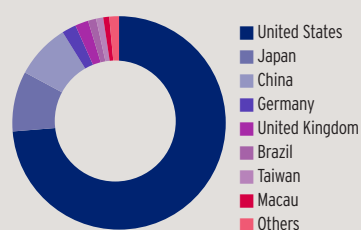
28 February 2022

Holdings and active weights*

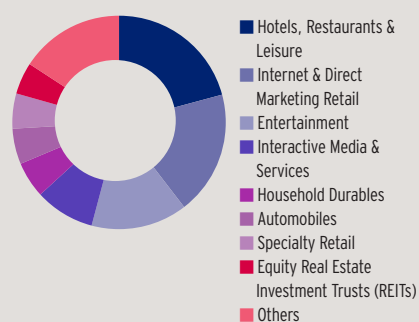
(total holdings: 79)

Top 10 holdings	%	Top 10 overweight	+	Top 10 underweight	-
Amazon	9.8	EPR Properties	4.8	Amazon	11.1
EPR Properties	4.8	Caesars Entertainment	4.1	Tesla	10.9
Caesars Entertainment	4.4	Penn National Gaming	3.5	Home Depot	5.0
Booking	4.1	Nintendo	3.3	LVMH Moët Hennessy Louis Vuitton	3.1
Sony	3.9	JD.com ADR	3.2	Toyota Motor	2.9
Lowes	3.5	Travel + Leisure	2.8	McDonalds	2.7
Penn National Gaming	3.5	Booking	2.8	Nike 'B'	2.6
Nintendo	3.3	Electronic Arts	2.6	Starbucks	1.6
JD.com ADR	3.2	Overstock.com	2.5	Target	1.5
General Motors 'C'	3.1	Match	2.4	TJX	1.2

Geographical weightings of the fund in %*



Sector weightings of the fund in %*



Geographical weightings*

in %	Fund	Bench mark
United States	74.1	69.6
Japan	9.2	10.7
China	8.4	0.1
Germany	2.2	3.7
United Kingdom	2.0	2.2
Brazil	1.2	0.8
Taiwan	1.1	0.0
Macau	0.9	0.3
Others	1.5	12.8
Cash	-0.6	0.0

Sector weightings*

in %	Fund	Bench mark
Hotels, Restaurants & Leisure	20.9	15.2
Internet & Direct Marketing Retail	18.9	24.5
Entertainment	14.7	0.0
Interactive Media & Services	9.1	0.0
Household Durables	5.5	5.3
Automobiles	5.4	21.3
Specialty Retail	5.4	13.9
Equity Real Estate	4.8	0.0
Investment Trusts (REITs)	15.9	19.9
Others	15.9	19.9
Cash	-0.6	0.0

Financial characteristics*

Average weighted market capitalisation	EUR 203.52 bn
Median market capitalisation	EUR 7.23 bn

NAV and fees

Current NAV

EUR 13.44

12 month price high

EUR 17.92 (16/03/2021)

12 month price low

EUR 12.62 (24/02/2022)

Minimum investment ¹

EUR 1,000

Entry charge

Up to 5.00%

Annual management fee

1.5%

Ongoing charges ²

1.86%

Source: *Invesco. Costs may increase or decrease as result of currency and exchange rate fluctuations. Consult the legal documents for further information on costs. Portfolio weightings and allocations are subject to change. The weightings for each breakdown are rounded to the nearest tenth or hundredth of a percent; therefore, the aggregate weights for each breakdown may not equal 100%. The top 10 overweight and underweight positions represent the largest weighting differences between the fund and the benchmark.

Invesco Global Consumer Trends Fund

A (EUR)-Acc Shares

28 February 2022

Important Information

¹The minimum investment amounts are: USD 1,500 / EUR 1,000 / GBP 1,000 / CHF 1,500 / SEK 10,000. Please contact us or refer to the most up to date Prospectus for details of minimum investment amounts in other currencies.

²The ongoing charges figure is based on annualised expenses for the period ending August 2021. This figure may vary from year to year. It excludes portfolio transaction costs except in the case of an entry or exit charge paid by the Fund when buying or selling shares/units in another fund.

This marketing communication is for discussion purposes only and is exclusively for use by Professional investors in Continental Europe. For the purpose of the distribution of this document, Continental Europe is defined as Austria, Belgium, Switzerland, Germany, Spain, Finland, France, Luxembourg, Netherlands, Portugal. It is not intended for and should not be distributed to, or relied upon, by the public. This is marketing material and not intended as a recommendation to buy or sell any particular asset class, security or strategy. Regulatory requirements that require impartiality of investment/investment strategy recommendations are therefore not applicable nor are any prohibitions to trade before publication. By accepting this document, you consent to communicate with us in English, unless you inform us otherwise. Data as at 28 February 2022, unless otherwise stated.

Where individuals or the business have expressed opinions, they are based on current market conditions, they may differ from those of other investment professionals and are subject to change without notice. This marketing communication is not an invitation to subscribe for shares in the fund and is by way of information only, it should not be considered financial advice. Persons interested in acquiring the fund should inform themselves as to (i) the legal requirements in the countries of their nationality, residence, ordinary residence or domicile; (ii) any foreign exchange controls and (iii) any relevant tax consequences. This does not constitute an offer or solicitation by anyone in any jurisdiction in which such an offer is not authorised or to any person to whom it is unlawful to make such an offer or solicitation. As with all investments, there are associated risks. This document is by way of information only. Asset management services are provided by Invesco in accordance with appropriate local legislation and regulations. The fund is available only in jurisdictions where its promotion and sale is permitted. Not all share classes of this fund may be available for public sale in all jurisdictions and not all share classes are the same nor do they necessarily suit every investor. Fee structure and minimum investment levels may vary dependent on share class chosen. Please check the most recent version of the fund prospectus in relation to the criteria for the individual share classes and contact your local Invesco office for full details of the fund registration status in your jurisdiction. Forecasts are not reliable indicators of future performance. For more information on our funds and the relevant risks, please refer to the share class-specific Key Investor Information Documents (available in local language), the Annual or Interim Reports, the Prospectus, and constituent documents, available from www.invesco.eu. A summary of investor rights is available in English from www.invescomanagementcompany.lu. The management company may terminate marketing arrangements. Please be advised that the information provided in this document is referring to this share class exclusively. The fund is domiciled in Luxembourg.

© 2022 Morningstar. All rights reserved. The information contained herein: (1) is proprietary to Morningstar and/or its content providers; (2) may not be copied or distributed; and (3) is not warranted to be accurate, complete or timely. Neither Morningstar nor its content providers are responsible for any damages or losses arising from any use of this information.

Additional information for Continental Europe: Issued by Invesco Management S.A., President Building, 37A Avenue JF Kennedy, L-1855 Luxembourg, regulated by the Commission de Surveillance du Secteur Financier, Luxembourg. **Switzerland:** Issued in Switzerland by Invesco Asset Management (Schweiz) AG, Talacker 34, 8001 Zurich, Switzerland, who acts as representative for the funds distributed in Switzerland. Paying agent for the funds distributed in Switzerland: BNP PARIBAS SECURITIES SERVICES, Paris, succursale de Zurich, Selnaustrasse 16, CH-8002 Zürich.

Invesco Global Consumer Trends Fund

A (EUR)-Acc Shares

28 February 2022

Invesco's Commitment to ESG Investing

At Invesco, we've been implementing ESG strategies for more than 30 years, with an approach that is both investor-led and investor-driven. We integrate ESG risk and opportunity factors directly into our investment decisions across asset classes. We believe that incorporating environmental, social and governance (ESG) practices into our investment activities can positively impact the value we provide clients - and help ensure a sustainable environment for future generations.

SFDR (Sustainable Finance Disclosure Regulation)

The Fund complies with Article 8 with respect to the EU's Sustainable Finance Disclosure Regulation*. As such, the fund promotes, among other characteristics, environmental or social characteristics or a combination of those characteristics. In addition, the companies in which the fund invests follow good governance practices. *Regulation (EU) 2019/2088 on sustainability - related disclosures in the financial services sector.

Exclusion Framework

The Fund embeds an exclusionary framework to specific activities based on UN Global Compact, severe governmental sanctions, revenue thresholds for certain activities linked to environmental and/or social criteria, as well as ensuring that companies follow good governance practices. The list of activities and their thresholds are listed below:

UN Global Compact	- Non-Compliant
Country sanctions	- Severe violations
Controversial weapons	- 0% of revenue including companies involved in the manufacture of nuclear warheads or whole nuclear missiles outside of the Non-Proliferation Treaty (NPT)
Coal	- Thermal Coal extraction: $\geq 5\%$ of revenue - Thermal Coal Power Generation: $\geq 10\%$ of revenue
Unconventional oil & gas	- $\geq 5\%$ of revenue on each of the following: Artic oil & gas exploration; Oil sands extraction; Shale energy extraction;
Tobacco	- Tobacco Products production: $\geq 5\%$ of revenue - Tobacco related products and services: $\geq 5\%$ of revenue
Others	- Recreational cannabis: $\geq 5\%$ of revenue
Good governance	- Ensure that companies follow good governance practices in the areas of sound management structures, employee relations, remuneration and tax compliance

Any investment decision should take into account all the characteristics of the fund as described in the legal documents. For sustainability related aspects, please refer to: <https://www.invescomanagementcompany.lu>.

At Invesco we have looked to put in place minimum safeguards across multiple sub-funds of Invesco Funds (as listed above) to allow them to meet Article 8 requirements of the SFDR Regulation as of 2 November 2021. To be classified as a so-called Article 8 product, the sub-funds need to promote, among other things, environmental and/or social characteristics while also ensuring that investee companies follow good governance practices. In order to meet such requirements, it was determined that we would look to exclude certain activities based on certain thresholds, which may be updated from time to time. For further details please refer to the website of the management company at <https://www.invescomanagementcompany.lu>.

As noted above this is a proprietary framework developed by Invesco in line with Article 8 requirements of the Regulation (EU) 2019/2088 on sustainability. The framework is developed, maintained and monitored by Invesco. In order to assess companies against the noted criteria, Invesco uses a combination of Sustainalytics and ISS (Institutional Shareholder Services) to assess compliance, however, this can be supplemented with other service providers where appropriate. While there is a broad coverage across the various systems, there is no one system that has complete coverage of the entire investment universe. As a result, investment teams will be responsible for conducting an assessment of companies for which data is not available, under the appropriate supervision and oversight of our investment compliance and ESG teams.