

## Nordea 1 - Conservative Fixed Income Fund (BP-EUR)

Any investment decision in the sub-funds should be made on the basis of the current prospectus and the Key Information Document (KID). Advertising Material

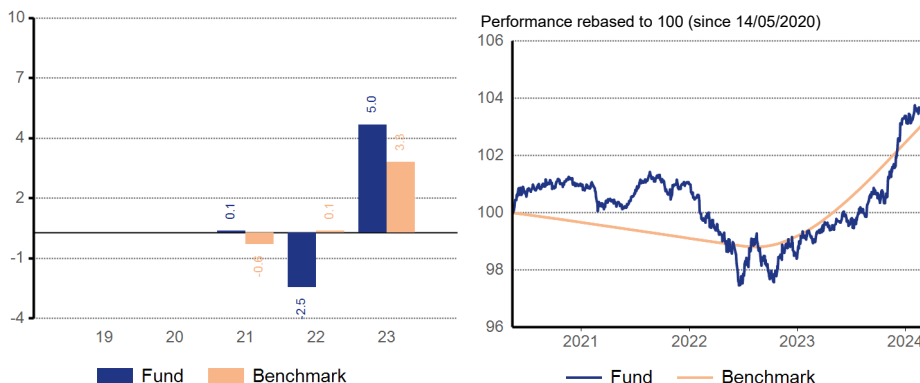
### Investment strategy

The fund offers a robust diversification across fixed income asset classes and regions. Using active management, the fund aims to preserve capital and provide positive returns in excess of cash over an investment cycle. The objective is to build an unconstrained bond product with low risk. Actively managed without reference or constraints relative to its benchmark.

### Risk Profile



### Discrete year performance / Historical performance



### Cumulative / Annualised performance (in %)

Performance	Fund		Benchmark	
	Cumulative	Annualised	Cumulative	Annualised
Year To Date	1.07		0.96	
1 month	0.66		0.30	
3 months	1.07		0.96	
1 year	4.94	4.94	3.66	3.66
3 years	4.10	1.35	3.90	1.28
5 years				
Since Launch	4.50	1.14	3.42	0.87

### Monthly performance (in %)

Year	Jan	Feb	Mar	Apr	May	Jun	Jul	Aug	Sep	Oct	Nov	Dec	Total
2024	0.31	0.10	0.66										1.07
2023	0.76	-0.20	0.59	-0.01	0.31	-0.09	0.37	0.35	0.18	-0.11	1.35	1.43	5.02
2022	-0.39	-0.79	-0.34	-0.39	-0.28	-1.16	1.46	-0.83	-0.58	0.73	0.49	-0.47	-2.55
2021	-0.10	-0.68	0.22	-0.10	-0.05	0.47	0.36	0.18	-0.06	-0.70	0.44	0.11	0.07
2020						0.06	0.16	0.13	-0.04	0.03	0.25	-0.21	

Performances are in EUR

The performance represented is historical; past performance is not a reliable indicator of future results and investors may not recover the full amount invested. The value of your investment can go up and down, and you could lose some or all of your invested money.

### Key figures

	Fund	Benchmark
Volatility in % *	2.09	0.54
Sharpe Ratio *	-0.04	

\* Annualized 3 year data

### Material changes

With effect from 14/12/2020, the official reference index of the fund is EURIBOR 1M. Prior to this date, the fund did not have an official reference index. The performance of the reference index before this date is provided for convenience purposes. This reference index is used for performance comparison purposes.

★ ★ ★

**Morningstar overall rating**

Global Flexible Bond

**SFDR classification\*: Article 6**

The fund does not promote environmental or social characteristics and does not have sustainable investment as its objective.

\*Product categorised based on the Sustainable Finance Disclosure Regulation (SFDR)

### Fund details

Manager	Multi Assets Team
AUM (Million EUR)	49.82
N° of holdings	171
Launch date	14/05/2020
Structure	SICAV
Fund Domicile	Luxembourg
<b>Benchmark*</b>	<b>EURIBOR 1M</b>

\*Source: NIMS

### Share class details

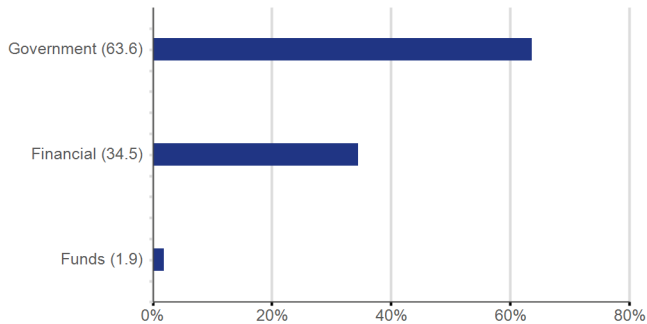
Last NAV	104.50
Minimum investment	0 EUR
Distribution policy	Accumulating
AUM (Million EUR)	1.08
Share class code	BP-EUR
Launch date	14/05/2020
ISIN	LU2166350277
Sedol	BLBPXP6
WKN	A2P4C6
Bloomberg ticker	NCFIBPE LX
Swing factor / threshold	No / No
Annual management fee	0.18%
Ongoing charges (2023)	0.41%

The fund may incur other fees and expenses, please refer to the Prospectus and KID.

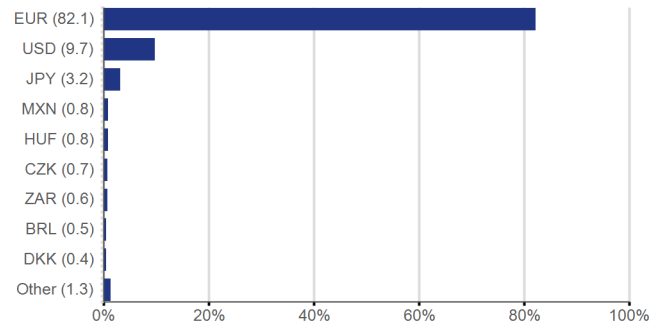
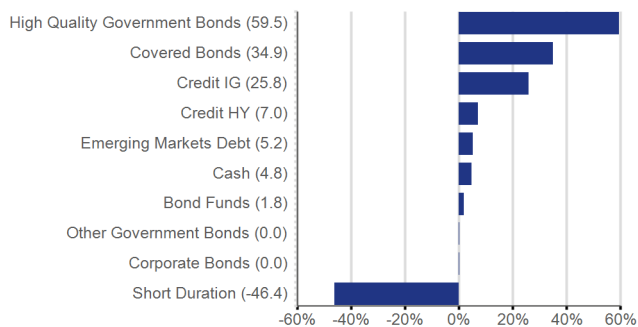
**Top 15 holdings**

Security Name	Weight (in %)	Sector	Country	Instrument Type	Rating
CDX-NAIGS42V1-5Y	13.06	Index Security	North America	Credit default swap	BBB
ITRAXX-EUROPE41V1-5Y	12.79	Index Security	Europe	Credit default swap	BBB
Nykredit Realkredit 1% 04-01-2025 SDO AR H	10.86	Financial	Denmark	Bond	AAA
United States Treasury Note/ 3.25% 30-06-2029	10.16	Government	United States	Bond	AA
Bundesschatzanweisungen 3.1% 18-09-2025	8.85	Government	Germany	Bond	AAA
Bundesrepublik Deutschland B 1.7% 15-08-2032	6.11	Government	Germany	Bond	AAA
CDX-EMS41V1-5Y	5.18	Index Security	Emerging Markets	Credit default swap	BB
Jyske Realkredit A/S 1% 01-01-2025 SDO AR E	4.23	Financial	Denmark	Bond	AAA
CDX-NAHYS41V2-5Y	3.73	Index Security	North America	Credit default swap	B
ITRAXX-XOVERS41V1-5Y	3.27	Index Security	Europe	Credit default swap	B
FX forward JPY	3.15			FX forward	
United States Treasury Note/ 1.5% 15-02-2025	3.08	Government	United States	Bond	AA
Australia Government Bond 1.75% 21-11-2032	3.06	Government	Australia	Bond	AAA
United States Treasury Note/ 4% 31-10-2029	2.84	Government	United States	Bond	AA
United States Treasury Note/ 0.625% 15-08-2030	2.69	Government	United States	Bond	AA

Reference to companies or other investments mentioned should not be construed as a recommendation to the investor to buy or sell the same but is included for the purpose of illustration.

**Fixed Income Sector breakdown (in %)**

Physical instruments only. Rebased to 100% for illustrative purpose

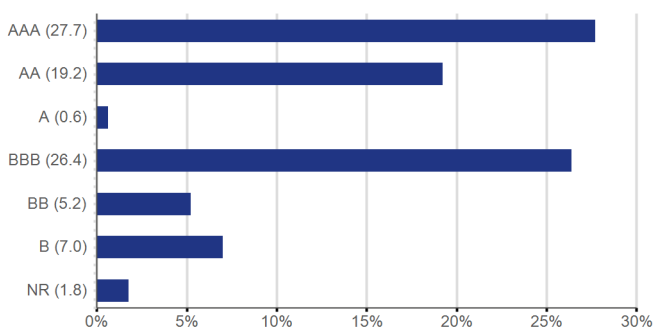
**Currency exposure (post-hedge) (in %)****Gross exposure (in %)**

For entire portfolio including derivatives

**Geographical breakdown**

	Exposure
<b>Developed Markets</b>	
Europe	40.45%
North America	31.64%
Asia Pacific	7.83%
<b>Emerging Markets</b>	
Other	6.95%
<b>Net Liquid Assets</b>	
Net Liquid Assets	4.77%
<b>Frontier</b>	
Europe	1.01%
<b>Other</b>	
Other	-38.59%

For entire portfolio including derivatives

**Rating breakdown (in %)**

For entire portfolio including derivatives

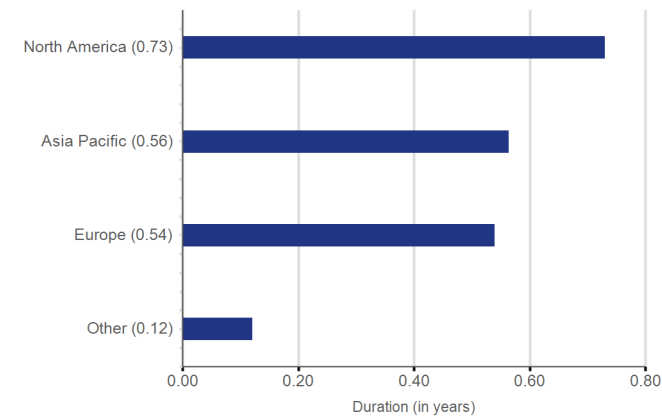
### Bond characteristics

Effective Duration	1.95
Spread Duration	3.58
Effective Yield in %	4.44
Average Rating	AA+

### Risk data

Fund VaR	0.91
Benchmark VaR	
Sum of Notional	168.11

### Duration breakdown by region



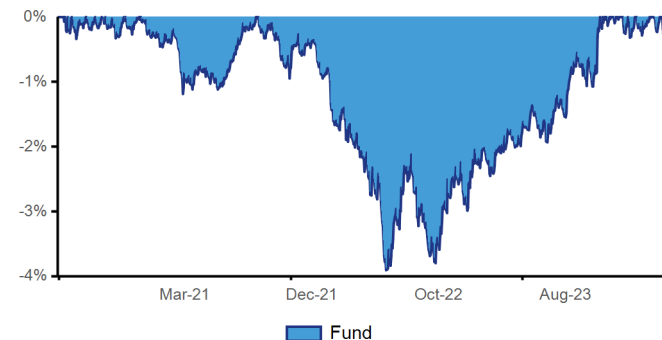
### Exposure by asset class (in %)

	Long	Short	Gross	Net
Fixed Income	134.29	-46.37	180.66	87.92
Fx Forward	7.33	-45.95	53.28	-38.63
Net Liquid Asset	4.77		4.77	4.77
<b>Total</b>	<b>146.39</b>	<b>-92.32</b>	<b>238.71</b>	<b>54.07</b>

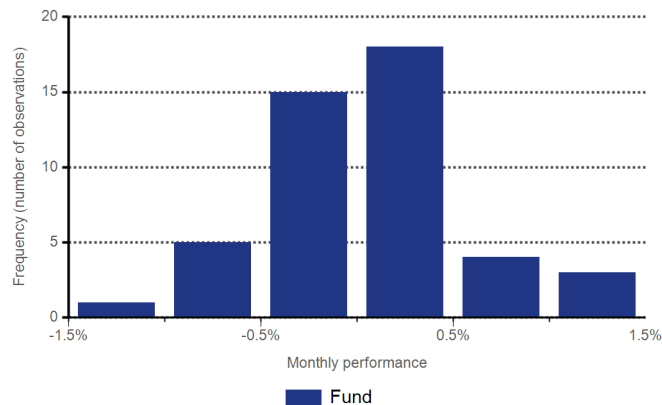
For entire portfolio including derivatives

### Drawdown

Fund maximum drawdown since inception: **-3.90%**



### Return distribution (Since inception)



Source (unless otherwise stated): Nordea Investment Funds S.A. Period under consideration (unless otherwise stated): 29/02/2024 - 28/03/2024. Performance calculated NAV to NAV (net of fees and Luxembourg taxes) in the currency of the respective share class, gross income and dividends reinvested, excluding initial and exit charges as per 28/03/2024. Initial and exit charges could affect the value of the performance. **The performance represented is historical; past performance is not a reliable indicator of future results and investors may not recover the full amount invested. The value of your investment can go up and down, and you could lose some or all of your invested money.** If the currency of the respective share class differs from the currency of the country where the investor resides the represented performance might vary due to currency fluctuations.

## Risk & Reward Profile (RRP)

---

The risk indicator assumes you keep the product for 3 years. The summary risk indicator is a guide to the level of risk of this product compared to other products. It shows how likely it is that the product will lose money because of movements in the markets or because we are not able to pay you. We have classified this Fund as 2 out of 7, which is a low risk class. This rates the potential losses from future performance at a low level, and poor market conditions are very unlikely to impact the Fund's capacity to pay you. Be aware of currency risk. In some circumstances you will receive payments in a different currency, so the final return you will get depend on the exchange rate between the two currencies. This risk is not considered in the indicator shown above. For more information on risks the fund is exposed to, please refer to the section "Risk Descriptions" of the prospectus. Other risks materially relevant to the PRIIP not included in the summary risk indicator:

**Convertible securities risk:** Because convertible securities are structured as bonds that typically can, or must, be repaid with a predetermined quantity of equity shares, rather than cash, they carry both equity risk and the credit and default risks typical of bonds.

**Covered bond risk:** Covered bonds are bonds usually issued by financial institutions, backed by a pool of assets (typically, but not exclusively, mortgages and public sector debt) that secure or "cover" the bond if the issuer becomes insolvent. With covered bonds the assets being used as collateral remain on the issuer's balance sheet, giving bondholders additional recourse against the issuer in case of default. In addition to carrying credit, default and interest rate risks, covered bonds could face the risk that the collateral set aside to secure bond principal could decline in value.

**Credit risk:** A bond or money market security, whether from a public or private issuer, could lose value if the issuer's financial health deteriorates.

**Derivatives risk:** Small movements in the value of an underlying asset can create large changes in the value of a derivative, making derivatives highly volatile in general, and exposing the fund to potential losses significantly greater than the cost of the derivative.

**Inflation-linked debt securities risk:** The inflation protection that these securities are designed to offer does not protect them from interest rate risk. Interest payments on inflation-linked securities are unpredictable and will fluctuate as the principal and interest are adjusted for inflation.

**Prepayment and extension risk:** Any unexpected behaviour in interest rates could hurt the performance of callable debt securities (securities whose issuers have the right to pay off the security's principal before the maturity date).

This product does not include any protection from future market performance so you could lose some or all of your investment.

## Morningstar

---

© 2024 Morningstar, Inc. All Rights Reserved as of 28/03/2024. The Morningstar Rating is an assessment of a fund's past performance — based on both return and risk — which shows how similar investments compare with their competitors. A high rating alone is insufficient basis for an investment decision. **Past performance is no guarantee of future results.**

## Glossary / Definition of Terms

---

### Absolute contribution

Total contribution of a security or fund achieved over a specific period, it is not measured relative to a benchmark.

### Average Rating

The average credit rating of all fixed income securities in the portfolio.

### Commitment

Represented by the sum of notional, or the sum of the commitments of individual derivatives after netting and hedging.

### Effective Duration

The relative sensitivity to an absolute change in the interest rates. More specifically, it gives the percentage change in instrument value if all interest rates are increased by an absolute of 1%.

### Effective Yield

The weighted average of yields of the fund's investments, taking derivatives and dividend yield on equity securities into account. Each instrument's yield is calculated in its currency denomination. It is not a return expectation, but a snapshot of the rate of return of the fund's investments at current prices, yields and FX levels.

### Fund VaR

The probability-based estimate of the minimum loss over a period of time (horizon), given a certain confidence level, presented as percentage of the assets under management of the fund.

### Long Equity Exposure

The proportion of the portfolio invested in long equity positions, reflecting the degree in which the investment strategy is invested in the equity market.

### Maximum Drawdown

The largest loss measured from peak to trough until a new peak is attained. Note it only measures the size of the largest loss, without taking into consideration the frequency of large losses.

### NAV

Net Asset Value, the total value of a fund's assets less its liabilities.

### Net Equity Exposure

The difference between the fund's long position and short position. It provides an insight of the amount of risk the portfolio is undertaking and to which degree the portfolio is exposed to equity market fluctuations.

### Ongoing charges

It is an estimate of the charges that excludes performance related fees and transaction costs including third party brokerage fees and bank charges on securities transactions.

### Physical instruments

An item of economic, commercial or exchange value that has a material existence.

### Sharpe Ratio

A risk adjusted performance measure calculated as the portfolio's excess return relative to the risk-free rate divided by its volatility. The greater the ratio, the better its risk-adjusted performance has been.

### Spread Duration

A measure of the sensitivity of the security price to changes in its credit spread. Credit spread is defined as the difference between the security yield and risk free benchmark yield.

### Sum of Notional

Equal to the absolute value of the commitment of each individual derivative not included in netting or hedging arrangements.

### Volatility

A statistical measure of the fluctuations of a security's price. It can also be used to describe fluctuations in a particular market. High volatility is an indication of higher risk.

Nordea Asset Management is the functional name of the asset management business conducted by the legal entities Nordea Investment Funds S.A. and Nordea Investment Management AB and their branches and subsidiaries. The funds mentioned are part of Nordea 1, SICAV, an open-ended Luxembourg-based investment company. The prospectus, the Key Information Document (KID) and the Key Investor Information Document (KIID) for UK investors, and the annual and semi-annual reports are available electronically or in hard copy in English and in the local language of the market where the mentioned SICAV is authorised for distribution, without charge upon request from the management company Nordea Investment Funds S.A., 562, rue de Neudorf, P.O. Box 782, L-2017 Luxembourg, from the local representatives or information agents, or from our distributors as well as on [www.nordea.lu](http://www.nordea.lu). This material is intended to provide the reader with information on Nordea Asset Management specific capabilities, general market activity or industry trends and is not intended to be relied upon as a forecast or research. This material, or any views or opinions expressed herein, does not amount to an investment advice nor does it constitute a recommendation to buy, sell or invest in any financial product, investment structure or instrument, to enter into or unwind any transaction or to participate in any particular trading strategy. Unless otherwise stated, all views expressed are those Nordea Asset Management. Views and opinions reflect the current economic market conditions, and are subject to change. While the information herein is considered to be correct, no representation or warranty can be given on the ultimate accuracy or completeness of such information. Prospective investors or counterparties should discuss with their professional tax, legal, accounting and other adviser(s) with regards to the potential effect of any investment that they may enter into, including the possible risks and benefits of such investment, and independently evaluate the tax implications, suitability and appropriateness of such potential investments. Please note that all funds and share classes might not be available in your country of jurisdiction. All investments involve risks; losses may be made. For details on risks associated with these funds, please refer to the prospectus and the relevant KID or KIID. The investments promoted concern the acquisition of units or shares in a fund, not in any given underlying asset such as shares of a company, as these are only the underlying assets owned by the fund. Published by Nordea Investment Funds S.A. Nordea Investment Management AB and Nordea Investment Funds S.A. are licensed and supervised by the Financial Supervisory Authority in Sweden and Luxembourg respectively. A summary of investor rights is available in English through the following link: [https://www.nordea.lu/documents/summary-of-investors-rights/SOIR\\_eng\\_INT.pdf/](https://www.nordea.lu/documents/summary-of-investors-rights/SOIR_eng_INT.pdf/). Nordea Investment Funds S.A. may decide to terminate the arrangements made for the marketing of its funds in any respective EU-country of distribution in accordance with Article 93a of Directive 2009/65/EC. This material may not be reproduced or circulated without prior permission. © Nordea Asset Management. The Nordea 1, SICAV is registered in **Norway, Finland, Latvia, Lithuania, Estonia** and the below listed countries. **In Austria:** The Facility Agent is Erste Bank der österreichischen Sparkassen AG, Am Belvedere 1, 1100 Vienna, Austria. **In Belgium:** Financial Service Agent responsibilities have been assumed by Nordea Investment Funds S.A. **In Denmark:** The Representative Agent is Nordea Danmark, Filial af Nordea Bank Abp, Finland, Grønlandsvej 10, Postbox 850 0900 Copenhagen C, Denmark. **In France:** With the authorisation of the AMF the shares of the-funds of Nordea 1, SICAV may be distributed in France. Centralising Correspondent in France is CACEIS Bank, located at 89-91 rue Gabriel Peri, 92120 Montrouge, France. **In Germany:** Investments in equity and debt instruments issued by banks could bear the risk of being subject to the bail-in mechanism (meaning that equity and debt instruments could be written down in order to ensure that most unsecured creditors of an institution bear appropriate losses) as foreseen in EU Directive 2014/59/EU. **In Italy:** The updated list of distribution Agents in Italy, grouped by homogenous category, is available from the distributors themselves or from the Paying Agents: State Street Bank International GmbH - Succursale Italia, Allfunds Bank S.A.U. - Succursale di Milano, Société Générale Securities Services S.p.A., Banca Sella Holding S.p.A. Banca Monte dei Paschi di Siena S.p.A. CACEIS Bank S.A., Italian Branch and on the website [www.nordea.it](http://www.nordea.it). **In Ireland:** The Facilities Agent is Maples Fund Services (Ireland) Limited, 32 Molesworth Street, D02 Y512 Dublin 2, Ireland. **In the Netherlands:** The Nordea 1, SICAV is registered in the Netherlands in the register kept by the AFM, and as such is allowed to offer its shares in the Netherlands. The AFM register can be consulted via [www.afm.nl/register](http://www.afm.nl/register). **In Portugal:** The Paying Agent in Portugal is BEST - Banco Electrónico de Serviço Total, S.A., duly incorporated under the laws of Portugal and registered with the CMVM as a financial intermediary. **In Spain:** The Nordea 1, SICAV is duly registered in the CNMV official registry of foreign collective investment institutions (entry no. 340) as authorised to be marketed to the public in Spain. Any investment must be made through the authorised distributors and on the basis of the information contained in the mandatory documentation that must be received from the SICAV's authorised distributor prior to any subscription. The Representative Agent is Allfunds Bank S.A.U., C/ de los Padres Dominicos, 7, 28050, Madrid, Spain. A complete list of the authorised distributors is available in the CNMV's webpage ([www.cnmv.es](http://www.cnmv.es)). **In Sweden:** The Paying Agent is Nordea Bank Abp, Swedish Branch, Smålandsgatan 17, 105 71 Stockholm, Sweden. **In Switzerland:** For qualified investors only, as defined by Article 10 of the Federal Act on Collective Investment Schemes (CISA). The Representative and Paying Agent is BNP Paribas, Paris, Zurich branch, Selnaustrasse 16, 8002 Zurich, Switzerland. Published by Nordea Asset Management Schweiz GmbH, which is registered under the number CHE-218.498.072 and authorised in Switzerland by FINMA. **In Brazil:** For qualified and professional investors only, as defined by applicable CVM regulation. Neither Nordea Investment Funds S.A. nor Nordea 1, SICAV have been, and will not be, registered with the Brazilian Securities Commission (Comissão de Valores Mobiliários - CVM). The Nordea 1, SICAV must not be offered or sold in Brazil except in circumstances which do not constitute a public offering or distribution under Brazilian laws and regulations. Documents relating to the offering of the Nordea 1, SICAV, as well as information contained therein, must not be supplied to the general public in Brazil, as the offering of the Nordea 1, SICAV is not a public offering of securities in Brazil, nor used in connection with any offer for subscription or sale of the Nordea 1, SICAV to the general public in Brazil. Investors within Brazil should consult with their own counsel as to the applicability of these laws and regulations or any exemption there from. **In Chile:** For qualified investors only, as defined in the CMF General Rule no. 216, Section II nr. 1-8. Some of the share classes within the Nordea 1, SICAV have been registered in the Registry of Foreign Securities of the Commission for the Financial Market, with Certificate No. 697 of that entity. Chile NAM SpA, Av. Vitacura 2670, Piso 15, Las Condes, Santiago Chile, Chile. The above mentioned offering documents and the list of shares registered are available upon request to Nordea Investment Funds S.A. or from our service agent Larrain Vial Activos S.A. Administradora General de Fondos, El Bosque Norte Av. 0177, 3rd floor, Santiago, Chile. For non-registered shares: (i) the offer is made pursuant to the CMF Rule 336; (ii) the offer deals with securities that are not registered in the Securities Registry (Registro de Valores) or in the Foreign Securities Registry (Registro de Valores Extranjeros) kept by the CMF, which are, therefore, not subject to the supervision of the CMF; (iii) given that the securities are not registered, there is no obligation for the issuer to disclose in Chile public information about said securities; and (iv) the securities may not be publicly offered as long as they are not registered in the corresponding Securities Registry. It conforms to the General Ruling no. 336, as amended, issued by the Comisión para el Mercado Financiero de Chile (the "CMF") on June 27th, 2012 ("Safe Harbour Regulation" or "SHR"). Some of the share classes mentioned within this material are not registered in the Registry of Securities or in the Registry of Foreign Securities of the CMF, i.e. these funds are not subject to the oversight of the CMF. As long as the funds mentioned within this material are not registered with the corresponding Registry of Securities in Chile, this material shall not constitute a public offering. Nordea Investment Funds S.A. is not obligated to provide public information in Chile regarding the funds mentioned within this material since they are not registered with the CMF. **In Peru:** For institutional investors only. The Nordea 1, SICAV have not and will not be registered in the Public Registry of the Capital Market (Registro Público del Mercado de Valores) regulated by the Superintendency of the Capital Market (Superintendencia del Mercado de Valores - "SMV"). Therefore, neither this material, nor any other material related to the program has been submitted to or reviewed by the SMV. The securities will be placed through a private offer aimed exclusively at institutional investors. Persons and/or entities that do not qualify as institutional investors should refrain from participating in the private offering of the securities. Nordea Investment Funds S.A. and the fund: (i) are subject to the laws and jurisdiction of Luxembourg, and (ii) are not regulated or supervised by any Peruvian entity or government authority. **In Uruguay:** The sale of the shares qualifies as a private placement pursuant to section 2 of Uruguayan law 18, 627. The shares must not be offered or sold to the public in Uruguay, except in circumstances which do not constitute a public offering or distribution under Uruguayan laws and regulations. The shares are not and will not be registered with the Financial Services Superintendency of the Central Bank of Uruguay. The shares correspond to investment funds that are not investment funds regulated by Uruguayan law 16, 774 dated 27.09.1996, as amended. **For US offshore investors:** Shares of the Nordea 1, SICAV have not been, nor will they be, registered under the United States Investment Company Act of 1940, as amended, nor the United States Securities Act of 1933, as amended. None of the shares may be offered or sold, transferred or delivered, directly or indirectly in the United States or to, or for the account or benefit of, any U.S. Person, as defined by Regulation S under the U.S. Securities Act of 1933, as amended. Accordingly, the shares are being offered and sold only outside the United States to persons other than U.S. Persons in offshore transactions that meet the requirements of Regulation S under the U.S. Securities Act. **In Canada:** For further information please refer to the Canadian Information Statement, Canadian Marketing Legend and Notification to Canadian Clients.