

This is a marketing communication.  
Please refer to the prospectus/information document of the fund and to the KIID/KID (as applicable) before making any final investment decisions.

**For qualified investors only.**  
**Strictly not for redistribution.**

**January 31, 2024**

Hong Kong & Singapore

## Credit Suisse European Dividend Value Fund

**Class UB EUR**

### Investment policy

The Fund invests in shares of European companies, or which are predominantly operating within this region. In line with the investment strategy, it aims to achieve a higher portfolio dividend yield than the European stock market. The investment strategy is not limited by any constraints in terms of sector allocation or stock selection. Investments are made with a long-term horizon. The fund will concentrate its investments in a more limited number of companies.

Former Track Record of "CS MACS European Dividend Value A" (Merger as of 15.09.2020; initial inception date: 22.02.2016)

### Fund facts

|  |  |
|--|--|
| <b>Fund manager</b> <sup>4)</sup>                  | Frank Schorling, Golo Feige            |
| <b>Fund manager since</b>                          | 19/12/2007, 01/07/2014                 |
| <b>Location</b>                                    | Zürich, Zürich                         |
| <b>Investment manager</b>                          | Credit Suisse AG, Zürich               |
| <b>Fund domicile</b>                               | Luxembourg                             |
| <b>Fund currency</b>                               | EUR                                    |
| <b>Close of financial year</b>                     | 31. Dec                                |
| <b>Total net assets (in millions)</b>              | 134.42                                 |
| <b>Inception date</b>                              | 15/09/2020                             |
| <b>Management fee p.a.</b> <sup>2)</sup>           | 0.85%                                  |
| <b>Ongoing charge</b> <sup>2)</sup>                | 1.06%                                  |
| <b>Benchmark (BM)</b>                              | STOXX Europe 50 (NR) (04/15)           |
| <b>Swinging single pricing (SSP)</b> <sup>5)</sup> | Yes                                    |
| <b>Unit class</b>                                  | <b>Category UB</b><br>(capital growth) |
| <b>Unit class currency</b>                         | EUR                                    |
| <b>ISIN number</b>                                 | LU2194273798                           |
| <b>Bloomberg ticker</b>                            | CSDEVUB LX                             |
| <b>Net Asset Value</b>                             | 91.57                                  |
| <b>Redemptions</b>                                 | Daily                                  |

Morningstar Rating as of 31/01/2024 ★★★★★

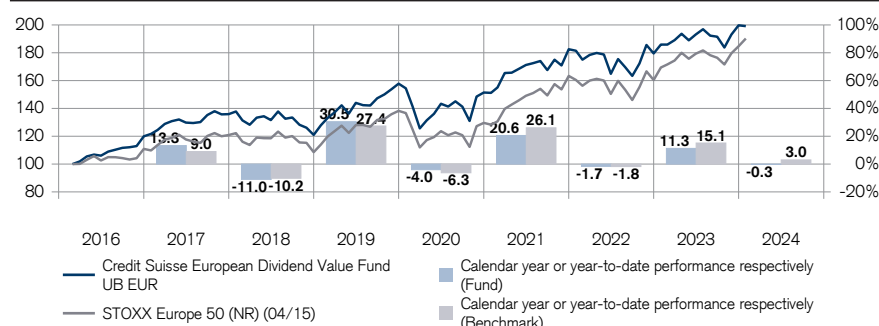
### Key Figures

|                     | <b>Fund</b> | <b>Benchmark</b> |
|---------------------|-------------|------------------|
| Dividend Yield in % | 3.80        | 3.12             |

### Fund statistics

|                            | <b>3 years</b> | <b>5 years</b> |
|----------------------------|----------------|----------------|
| Annualised volatility in % | 12.56          | 14.89          |
| Information ratio          | -1.28          | -0.45          |
| Tracking Error (Ex post)   | 3.42           | 3.37           |
| Beta                       | 0.97           | 1.00           |

### Net performance in EUR (rebased to 100) and yearly performance <sup>1)</sup>



### Net performance in EUR <sup>1)</sup>

|           | <b>1 month</b> | <b>3 months</b> | <b>YTD</b> | <b>1 year</b> | <b>3 years</b> | <b>5 years</b> | <b>ITD <sup>3)</sup></b> |
|-----------|----------------|-----------------|------------|---------------|----------------|----------------|--------------------------|
| Fund      | -0.30          | 8.35            | -0.30      | 7.12          | 31.72          | 55.69          | 104.03                   |
| Benchmark | 2.99           | 10.86           | 2.99       | 12.29         | 48.23          | 66.80          | 91.62                    |


### Sectors in %

|                        | <b>Fund</b> | <b>Benchmark</b> | <b>Compared with benchmark</b> |
|------------------------|-------------|------------------|--------------------------------|
| Industrials            | 26.58       | 12.47            | 14.11                          |
| Financials             | 20.39       | 13.46            | 6.93                           |
| Consumer Staples       | 13.18       | 14.54            | -1.36                          |
| Health Care            | 13.15       | 23.26            | -10.11                         |
| Materials              | 7.47        | 4.92             | 2.55                           |
| Utilities              | 6.54        | 3.15             | 3.39                           |
| Energy                 | 6.54        | 8.45             | -1.91                          |
| Communication Services | 6.15        | 1.57             | 4.58                           |
| Consumer Discretionary | 0.00        | 8.58             | -8.58                          |
| Information Technology | 0.00        | 9.60             | -9.60                          |

### Countries in %

|                      | <b>Fund</b> | <b>Benchmark</b> | <b>Compared with benchmark</b> |
|----------------------|-------------|------------------|--------------------------------|
| Germany              | 25.47       | 13.46            | 12.01                          |
| France               | 22.27       | 24.30            | -2.03                          |
| Switzerland          | 20.73       | 18.87            | 1.86                           |
| Great Britain        | 16.84       | 24.13            | -7.29                          |
| Sweden               | 7.25        | 0.00             | 7.25                           |
| Spain                | 4.47        | 2.47             | 2.00                           |
| Additional countries | 2.97        | 16.77            | -13.80                         |

### Currencies in %



ESG Integration (ESG aware): This product undertakes investments that explicitly assess and integrate the sustainability characteristics of companies in the investment process.

<sup>1)</sup> Past performance does not predict future returns. Neither simulated nor historical performance is a reliable indicator for current or future performance.

<sup>2)</sup> If the currency of a financial product and/or its costs is different from your reference currency, the return and cost may increase or decrease as a result of currency fluctuations.

<sup>3)</sup> Inception to date

<sup>4)</sup> The individuals mentioned above only conduct regulated activities in the jurisdiction(s) where they are properly licensed. Please contact your Relationship Manager for further information.

<sup>5)</sup> For more details, please refer to the relevant chapter "Net Asset Value" of the Fund's prospectus.

## Sustainability characteristics

### Exclusions <sup>6)</sup>

- ☒ Norms-based exclusions
- ☒ Values-based exclusions

### ESG integration <sup>7)</sup>

- ☒ ESG factors integration
- ☐ Best-in-class

### SDG alignment <sup>8)</sup>

- ☐ SDG alignment
- ☐ SDG details

### Active ownership <sup>9)</sup>

- ☒ Voting
- ☐ Engagement

### Impact <sup>10)</sup>

- ☐ IFC Principles
- ☐ Intention and strategy
- ☐ Measurement and reporting

## Exclusion of controversial business activities/fields

### Controversial business activities <sup>11)</sup>

- ☒ Business conduct violations

### Controversial weapons <sup>12)</sup>

- ☒ Controversial weapons

### Controversial business fields

- ☒ Conventional weapons
- ☒ Thermal coal
- ☒ Tobacco
- ☒ Adult entertainment
- ☒ Gambling

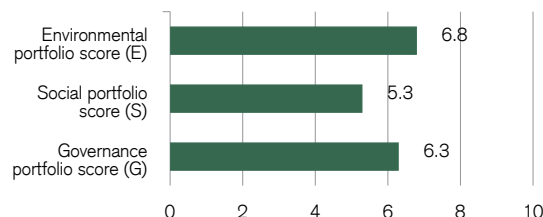
## ESG portfolio summary <sup>13)</sup>

This fund promotes environmental or social characteristics by integrating material ESG factors in the investment decision making process. It therefore qualifies as a financial product under Article 8(1) of the Sustainable Finance Disclosure Regulation (SFDR, Regulation (EU) 2019/2088). The strategy follows the Bank's Sustainable Investment Framework (<https://www.credit-suisse.com/sustainability/en/sustainable-investing.html>).

## Credit Suisse sustainability classification in % <sup>14)</sup>



## Environment, social and governance (ESG) <sup>13)</sup>



Source: MSCI ESG Research

## Top 10 holdings

| Holding Name                 | Weight | CS classification | E    | S   | G   |
|------------------------------|--------|-------------------|------|-----|-----|
| Atlas Copco AB               | 5.2%   | ESG aware         | 5.0  | 4.2 | 6.7 |
| Schneider Electric SE        | 5.0%   | ESG aware         | 8.7  | 5.7 | 7.4 |
| Deutsche Boerse AG           | 4.9%   | ESG aware         | 10.0 | 3.8 | 7.4 |
| Compagnie de Saint-Gobain SA | 4.9%   | ESG aware         | 6.8  | 4.8 | 5.6 |
| Muenchener Rueckversicherung | 4.8%   | ESG aware         | 6.7  | 7.1 | 7.1 |
| Zurich Insurance Group AG    | 4.8%   | ESG aware         | 6.5  | 6.6 | 7.4 |
| TotalEnergies SE             | 4.8%   | Avoid harm        | 6.5  | 7.1 | 6.9 |
| Novartis AG                  | 4.7%   | ESG aware         | 6.3  | 4.7 | 6.6 |
| Deutsche Post AG             | 4.5%   | ESG aware         | 8.6  | 4.3 | 4.0 |
| Iberdrola SA                 | 4.5%   | ESG aware         | 9.2  | 6.9 | 6.4 |

Sustainability information: For more information on how to interpret the results of the sustainability section in this report, please visit [www.credit-suisse.com/sustainabilityreporting](https://www.credit-suisse.com/sustainabilityreporting).

6) For Credit Suisse funds and active managed solutions it indicates compliance with Credit Suisse norms-based exclusions on controversial weapons and values-based exclusions with respect to certain controversial business activities; [www.credit-suisse.com/sustainability](https://www.credit-suisse.com/sustainability).

7) ESG integration: Indicates if the fund integrates ESG factors into their investment process in combination with financial analysis. Best-in-class (MF only): Indicates if the fund applies a best-in-class methodology in its investment strategy. Proprietary ESG scoring (MF only): Indicates if the fund applies a proprietary ESG score.

8) SDG alignment: Indicates if the fund is aligned with (some of) the seventeen Sustainable Development Goals (SDGs), set out by the United Nations. SDG details: Indicates to which SDGs the investment strategy of the fund is primarily aligned; <https://sustainabledevelopment.un.org>.

9) Voting: Indicates active ownership practices of the fund; Indicates public reporting of voting behavior of the fund. Engagement: Indicates reporting on engagement activities of the fund; Engagement captures any interactions between the investor and portfolio companies on sustainability issues and relevant strategies, with the goal of improving practices; Indicates if engagement is part of the strategy of the fund.

10) IFC Principles: Indicates if the fund is compliant with the IFC Principles for Operating Impact Management (<https://www.ifc.org>). Intention and strategy: Indicates if there is intention, strategy, capability and governance on the part of the investor to generate impact. Measurement and reporting: Indicates if the investor's impact and contribution is measured and reported at fund level.

11) Positions that show serious weaknesses in business conduct e.g. violation of human rights, environmental degradation or corruption.

12) Controversial weapons includes, but not limited for example nuclear, biological and chemical weapons, cluster bombs and landmines prohibited according to international treaties and are therefore shown separately from other controversial business fields. Funds that do not explicitly exclude controversial weapons in their strategy will show up, even if they are not currently invested in companies involved in controversial weapons.

13) ESG Score which is provided by MSCI ESG, is measured on a scale from 0 (very poor) to 10 (very good). ESG stands for environmental (E), social (S), and governance (G). For further information about the ESG investment criteria and the sustainability-related aspects of the fund, pursuant to Regulation (EU) 2019/2088, please consider the legal and regulatory documents of the fund (such as, e.g., the prospectus) and <https://credit-suisse.com/sfdr>. In addition to sustainability-related aspects, the decision to invest in the fund should take into account all objectives and characteristics of the fund as described in its prospectus.

14) All portfolio holdings are classified. Categories "Avoid harm" to "Impact investing" indicate sustainable products according to the Credit Suisse Sustainable Investment Framework. "Traditional" indicates that a security is traditional without any sustainability merits, "Not sustainable" indicates the security is not sustainable.

Asset Allocation presented on this page may change over time.

## Potential risks

The Fund's risk and reward profile does not reflect the risk inherent in future circumstances that differ from what the Fund has experienced in the recent past. This includes the following events which are rare but can have a large impact.

- Credit risk: Issuers of assets held by the Fund may not pay income or repay capital when due. The Fund's investments have low credit risk.
- Liquidity risk: Assets cannot necessarily be sold at limited cost in an adequately short timeframe. However, this Fund's investments should generally have good liquidity.
- Counterparty risk: Bankruptcy or insolvency of the Fund's derivative counterparties may lead to payment or delivery default. The Subfund will endeavor to mitigate this risk by the receipt of financial collateral given as guarantees.
- Operational risk: Deficient processes, technical failures or catastrophic events may cause losses.
- Political and Legal risks: Investments are exposed to changes of rules and standards applied by a specific country. This includes restrictions on currency convertibility, the imposing of taxes or controls on transactions, the limitations of property rights or other legal risks.
- Sustainability risks: Sustainability risks are environmental, social or governance events or conditions can have a material negative effect on the return, depending on the relevant sector, industry and company exposure.

The investment promoted in this marketing material concerns the acquisition of units or shares in a fund and not of any underlying assets. The underlying assets are owned by the fund only.

**The full offering documentations including complete information on risks may be obtained free of charge from a Credit Suisse representative or where available via <https://www.credit-suisse.com/microsites/multiconcept/en/our-funds.html>.**

## Contact

e-mail: [list.wealth-funds@credit-suisse.com](mailto:list.wealth-funds@credit-suisse.com)

Data sources as of January 31, 2024: Credit Suisse, otherwise specified.

For more information regarding this fund, please contact your Relationship Manager.

## Important Information

The information provided herein constitutes marketing material. It is not investment advice or otherwise based on a consideration of the personal circumstances of the addressee nor is it the result of objective or independent research. The information provided herein is not legally binding and it does not constitute an offer or invitation to enter into any type of financial transaction. The information provided herein was produced by Credit Suisse AG and/or its affiliates (hereafter "CS") with the greatest of care and to the best of its knowledge and belief. All references to CS may include UBS AG, its affiliates, subsidiaries, and branches. The information and views expressed herein are those of CS at the time of writing and are subject to change at any time without notice. They are derived from sources believed to be reliable. CS provides no guarantee with regard to the content and completeness of the information and does not accept any liability for losses that might arise from making use of the information. If nothing is indicated to the contrary, all figures are unaudited. The information provided herein is for the exclusive use of the recipient. Neither this information nor any copy thereof may be sent, taken into or distributed in the United States or to any U. S. person (within the meaning of Regulation S under the US Securities Act of 1933, as amended). It may not be reproduced, either in part or in full, without the written permission of CS.

The fund is domiciled in Luxembourg. The full offering documentation including, the prospectus or offering memorandum, the Key Investor Information Document (KIID), the Key Information Document (KID), the fund rules, as well as the annual and bi-annual reports ("Full offering documentation"), as the case may be, may be obtained free of charge from Credit Suisse Funds AG, Zurich or from any branch of Credit Suisse AG in Switzerland and where available via <http://www.fundinfo.com/>. The investment promoted in this marketing material concerns the acquisition of units or shares in a fund and not of any underlying assets. The underlying assets are owned by the fund only. The alternative investment fund manager or the (UCITS) management company, as applicable, may decide to terminate local arrangements for the marketing of the shares/units of a fund, including terminating registrations or notifications with the local supervisory authority. A summary of investor rights for investing in Luxembourg can be obtained via <https://www.credit-suisse.com/microsites/multiconcept/en.html>, local laws relating to investor rights may apply.

**For persons in Hong Kong SAR (China):** The information memorandum in relation to any interest and/or investment referred to in this document has not been approved by the Securities and Futures Commission of Hong Kong. Accordingly (a) any interests or securities may not be offered or sold and have not been offered or sold in Hong Kong, by means of any document, other than to (i) "professional investors" as defined in the Securities and Futures Ordinance (Cap. 571) of Hong Kong and any rules made under that Ordinance; or (ii) in other circumstances which do not result in the document being a "prospectus" as defined in the Companies Ordinance (Cap. 622) of Hong Kong or which do not constitute an offer to the public within the meaning of that Ordinance; and (b) no person has issued or had in its possession for the purposes of issue, and will not issue or have in its possession for the purposes of issue, whether in Hong Kong or elsewhere, any advertisement, invitation or document relating to any interest or securities, which is directed at, or the contents of which are or are likely to be accessed or read by, the public in Hong Kong (except if permitted to do so under securities laws of Hong Kong) other than with respect to any interests or securities which are or are intended to be disposed of only to persons outside Hong Kong or only to "professional investors" within the definition of the Securities and Futures Ordinance (Cap. 571) of Hong Kong and any rules made under that Ordinance.

**For Persons in Singapore:** This document forms part of, and should be read in the context of and in conjunction with the offer document of the product(s) named in this document ("Product"). This document together with the offer document, forms the information memorandum relating to the offer of the securities/shares/interests/units in or of the Product ("Information Memorandum"). The Product is not authorised under section 286 of the Securities and Futures Act (Chapter 289 of Singapore) ("SFA") or recognised under section 287 of the SFA by the Monetary Authority of Singapore ("MAS") and its securities/shares/interests/units are not allowed to be offered to the retail public in Singapore. Each of the Information Memorandum (including this document and the offer document) and any other document or material issued in connection with the offer or sale of the securities/shares/interests/units in or of the Product is not a prospectus as defined in the SFA, and has not been and will not be lodged or registered as a prospectus with the MAS. Accordingly, statutory liability under the SFA in relation to the content of prospectuses does not apply. A potential investor should consider carefully whether the investment is suitable for him/her/it. This document and any other document or material issued in connection with the offer or sale of the securities/shares/interests/units in or of the Product may not be circulated or distributed, and the securities/shares/interests or units in or of the Product may not be offered or sold, whether directly or indirectly, to any person in Singapore other than (a) to an institutional investor (as defined in section 4A of the SFA) in reliance on the exemption under section 304 of the SFA; (b) to a "relevant person" as defined in section 305(5) of the SFA; (c) to a person acquiring the securities as principal and on such terms as set out in section 305(2) of the SFA; or (d) otherwise pursuant to, and in accordance with the conditions of, any other applicable provision of the SFA. This document has been prepared and issued for distribution in Singapore to institutional investors and accredited investors (each as defined in the SFA). By virtue of your status as an institutional investor or accredited investor, Credit Suisse AG, Singapore Branch and Credit Suisse (Singapore) Limited (each a "CS SG Entity") are exempted from complying with certain compliance requirements under the Financial Advisers Act, Chapter 110 of Singapore (the "FAA"), the Financial Advisers Regulations ("FAR") and the relevant notices and guidelines issued thereunder, in respect of any financial advisory service which a CS SG Entity may provide to you. These include exemptions from complying with: (i) Section 25 of the FAA (pursuant to Regulation 33(1) of the FAR); (ii) Section 27 of the FAA (pursuant to Regulation 34(1) of the FAR); (iii) Section 36 of the FAA (pursuant to Regulation 35(1) of the FAR); and (iv) Sections 25 to 29 and 36 of the FAA (pursuant to Regulation 36(1) and (2) of the FAR).

© 2024 Morningstar, Inc. All rights reserved. The information contained herein: (1) is proprietary to Morningstar and/or its content providers; (2) may not be copied or distributed; and (3) is not warranted to be accurate, complete, or timely. Neither Morningstar nor its content providers are responsible for any damages or losses arising from any use of this information. Past performance is no guarantee of future results.

Copyright © 2024 Credit Suisse and/or its affiliates. All rights reserved.