

Robeco BP US Premium Equities Y USD

Robeco BP US Premium Equities is an actively managed fund that invests in stocks in the United States. The selection of these stocks is based on fundamental analysis. The fund's objective is to achieve a better return than the index. The portfolio is consistently built from the bottom up, to exhibit attractive valuation, strong business fundamentals and improving business momentum. These companies can be large-caps, mid-caps or small-caps.



Duilio R. Ramallo CFA
Fund manager since 03-10-2005

Performance

	Fund	Index
1 m	4.43%	4.97%
3 m	8.70%	8.62%
Ytd	8.70%	8.62%
1 Year	22.47%	20.18%
2 Years	8.89%	6.09%
3 Years	9.76%	7.74%
Since 08-2020	16.23%	14.00%

Annualized (for periods longer than one year)

Note: due to a difference in measurement period between the fund and the index, performance differences may arise. For further info, see last page.

Calendar year performance

	Fund	Index
2023	12.16%	11.66%
2022	-3.09%	-7.98%
2021	24.65%	25.37%
2021-2023	10.65%	8.81%

Annualized (years)

Index

Russell 3000 Value Index (Gross Total Return, USD)

General facts

Morningstar	★★★★★
Type of fund	Equities
Currency	USD
Total size of fund	USD 5,485,238,268
Size of share class	USD 239,524,712
Outstanding shares	1,397,882
1st quotation date	25-08-2020
Close financial year	31-12
Ongoing charges	0.73%
Daily tradable	Yes
Dividend paid	No
Ex-ante tracking error limit	-
Management company	Robeco Institutional Asset Management B.V.

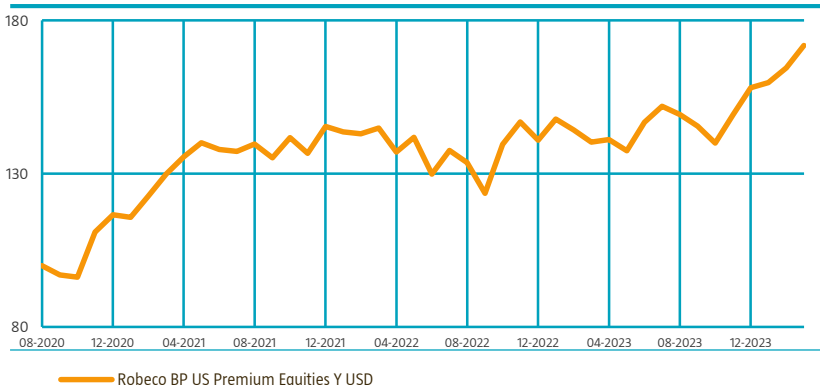
Sustainability profile

- Exclusions
- ESG Integration
- Voting & Engagement
- ESG Target
- Footprint target
- Better than index

For more information on exclusions see <https://www.robeco.com/exclusions/>

Performance

Indexed value (until 31-03-2024) - Source: Robeco



Performance

Based on transaction prices, the fund's return was 4.43%.

Robeco BP US Premium Equities slightly trailed the Russell 3000 Value Index in July. Over 100% of the detractor to sector allocation came from two sectors: healthcare and energy. The fund's overweight exposure to healthcare provider and services companies weighed on performance as the outlook in the industry remains weaker following lack-luster revenue forecasts, while an underweight in energy weighed on relative results. From a stock selection perspective, healthcare and consumer discretionary added value. Not holding healthcare equipment company Abbott Laboratories added to relative returns, as the stock fell over 4% during the month. Additionally, AMN Healthcare Services, a healthcare staffing company and off-benchmark holding, contributed positively, as the stock climbed over 11% during March. Within consumer discretionary, motorcycle company Harley-Davidson has climbed higher in recent months, continuing this in March, rising 21%, as the company beat estimates during the fourth quarter and the outlook continues high.

Market development

Equity markets in the United States climbed higher in the last month of the first quarter, returning 3.22% as measured by the S&P 500 Index. Value took back leadership over growth in the month with mid caps rising 5.18%, followed by large caps and small caps which rose 5.00% and 4.38% respectively, as measured by their respective Russell Value Index.

Expectation of fund manager

We have entered a period of inflation that will last longer than initially thought. Historically speaking, when inflation reaches 8% or higher, it generally takes eight to ten years to revert back to levels around 3%. Fortunately, these periods have been beneficial for value investors in the past, and this will be a key component for the market moving forward. As always, we remain focused on selecting companies from the bottom-up that reflect Boston Partners' three-circle characteristics – attractive valuations, solid business fundamentals, and identifiable catalysts.

Top 10 largest positions

Corpay enters the top ten in March replacing Check Point Software Technologies.

Fund price

31-03-24	USD	171.88
High Ytd (28-03-24)	USD	171.88
Low Ytd (17-01-24)	USD	156.30

Fees

Management fee	0.60%
Performance fee	None
Service fee	0.12%

Legal status

Investment company with variable capital incorporated under Luxembourg law (SICAV)
 Issue structure Open-end
 UCITS V Yes
 Share class Y USD
 This fund is a subfund of Robeco Capital Growth Funds, SICAV

Registered in

Austria, Belgium, France, Germany, Italy, Luxembourg, Netherlands, Singapore, Spain, Switzerland, United Kingdom

Currency policy

Investments are predominantly made in securities denominated in US dollars.

Risk management

Risk management is fully integrated in the investment process to ensure that positions always meet predefined guidelines.

Dividend policy

No dividend is distributed. All returns are reinvested and translated into price gains.

Fund codes

ISIN	LU2216803838
Bloomberg	ROBPYU LX
WKN	A2QFSD
Valoren	56820384

Top 10 largest positions

Holdings

Johnson & Johnson
 JPMorgan Chase & Co
 Alphabet Inc (Class A)
 AbbVie Inc
 CRH PLC
 Booking Holdings Inc
 Bristol-Myers Squibb Co
 Bank of America Corp
 American International Group Inc
 Corpay Inc
Total

Sector	%
Health Care	2.19
Financials	2.14
Communication Services	1.99
Health Care	1.97
Materials	1.92
Consumer Discretionary	1.81
Health Care	1.77
Financials	1.75
Financials	1.75
Financials	1.74
Total	19.03

Top 10/20/30 weights

TOP 10	19.03%
TOP 20	33.69%
TOP 30	45.61%

Statistics

	3 Years
Tracking error ex-post (%)	3.31
Information ratio	0.86
Sharpe ratio	0.47
Alpha (%)	2.86
Beta	0.95
Standard deviation	16.09
Max. monthly gain (%)	12.95
Max. monthly loss (%)	-8.35

Above mentioned ratios are based on gross of fees returns

Hit ratio

	3 Years
Months outperformance	19
Hit ratio (%)	52.8
Months Bull market	19
Months outperformance Bull	6
Hit ratio Bull (%)	31.6
Months Bear market	17
Months Outperformance Bear	13
Hit ratio Bear (%)	76.5

Above mentioned ratios are based on gross of fees returns.

Asset Allocation

Asset allocation		
Equity		99.3%
Cash		0.7%



























Sector allocation

Trading activity during the month was limited, with just two positions added, one in financials and one in consumer discretionary, and one position closed in communication services.

Sector allocation		Deviation index	
Financials	<div><div></div></div> 25.1%	<div><div></div></div> 2.3%	
Health Care	<div><div></div></div> 22.0%	<div><div></div></div> 8.0%	
Industrials	<div><div></div></div> 15.4%	<div><div></div></div> 1.1%	
Information Technology	<div><div></div></div> 14.4%	<div><div></div></div> 5.2%	
Consumer Discretionary	<div><div></div></div> 8.5%	<div><div></div></div> 3.1%	
Energy	<div><div></div></div> 4.8%	<div><div></div></div> -3.4%	
Communication Services	<div><div></div></div> 4.8%	<div><div></div></div> 0.3%	
Materials	<div><div></div></div> 2.8%	<div><div></div></div> -2.0%	
Consumer Staples	<div><div></div></div> 2.2%	<div><div></div></div> -5.2%	
Utilities	<div><div></div></div> 0.0%	<div><div></div></div> -4.6%	
Real Estate	<div><div></div></div> 0.0%	<div><div></div></div> -4.9%	

Country allocation

The fund invests only in stocks that are quoted on a US stock exchange.

Country allocation		Deviation index	
United States	 92.8%	 -7.0%	
Israel	 2.4%	 2.4%	
Ireland	 1.9%	 1.9%	
France	 1.4%	 1.4%	
United Kingdom	 1.3%	 1.3%	
Netherlands	 0.3%	 0.3%	
Gibraltar	 0.0%	 0.0%	
Luxembourg	 0.0%	 0.0%	
China	 0.0%	 0.0%	
Singapore	 0.0%	 0.0%	
South Africa	 0.0%	 0.0%	
Brazil	 0.0%	 -0.1%	
Other	 0.0%	 -0.1%	

Currency allocation

N/A

Currency allocation		Deviation index	
U.S. Dollar	96.7%	-3.3%	
Euro	1.4%	1.4%	
Pound Sterling	1.3%	1.3%	
Israeli Shekel	0.6%	0.6%	

Investment policy

Robeco BP US Premium Equities is an actively managed fund that invests in stocks in the United States. The selection of these stocks is based on fundamental analysis. The fund's objective is to achieve a better return than the index. The portfolio is consistently built from the bottom up, to exhibit attractive valuation, strong business fundamentals and improving business momentum. These companies can be large-caps, mid-caps or small-caps.

The fund promotes E&S (i.e. Environmental and Social) characteristics within the meaning of Article 8 of the European Sustainable Finance Disclosure Regulation, integrates sustainability risks in the investment process and applies Robeco's Good Governance policy. The fund applies sustainability indicators, including but not limited to, normative, activity-based and region based exclusions, proxy voting and engagement.

The majority of stocks selected will be components of the benchmark, but stocks outside the benchmark may be selected too. While the investment policy is not constrained by a benchmark, the fund may use one for comparison purposes. The fund can deviate substantially from the issuer, country and sector weightings of the benchmark. There are no restrictions on the deviation from the benchmark. The benchmark is a broad market-weighted index that is not consistent with the ESG characteristics promoted by the fund.

Fund manager's CV

Mr. Ramallo is the senior portfolio manager for Boston Partners Premium Equity product. Previously, Mr. Ramallo was the assistant portfolio manager for the Small Cap Value products. Prior to his portfolio management role, Mr. Ramallo was a research analyst for Boston Partners. He joined the firm from Deloitte & Touche L.L.P., where he spent three years, most recently in their Los Angeles office. Mr. Ramallo holds a B.A. degree in economics/business from the University of California at Los Angeles and an M.B.A. from the Anderson Graduate School of Management at UCLA. He holds the Chartered Financial Analyst® designation. He is also a Certified Public Accountant (inactive). He has twenty years of investment experience.

Fiscal product treatment

The fund is established in Luxembourg and is subject to the Luxembourg tax laws and regulations. The fund is not liable to pay any corporation, income, dividend or capital gains tax in Luxembourg. The fund is subject to an annual subscription tax ('tax d'abonnement') in Luxembourg, which amounts to 0.01% of the net asset value of the fund. This tax is included in the net asset value of the fund. The fund can in principle use the Luxembourg treaty network to partially recover any withholding tax on its income.

MSCI disclaimer

Source MSCI. MSCI makes no express or implied warranties or representations and shall have no liability whatsoever with respect to any MSCI data contained herein. The MSCI data may not be further redistributed or used as a basis for other indices or any securities or financial products. This report is not approved, endorsed, reviewed or produced by MSCI. None of the MSCI data is intended to constitute investment advice or a recommendation to make (or refrain from making) any kind of investment decision and may not be relied on as such.

Morningstar

Copyright © Morningstar Benelux. All Rights Reserved. The information contained herein: (1) is proprietary to Morningstar and/or its content providers; (2) may not be copied or distributed; and (3) is not warranted to be accurate, complete or timely. Neither Morningstar nor its content providers are responsible for any damages or losses arising from any use of this information. Past performance is no guarantee of future results. For more information on Morningstar, please refer to www.morningstar.com

Sustainalytics disclaimer

The information, methodologies, data and opinions contained or reflected herein are proprietary of Sustainalytics and/or third parties, intended for internal, non-commercial use, and may not be copied, distributed or used in any way, including via citation, unless otherwise explicitly agreed in writing. They are provided for informational purposes only and (1) do not constitute investment advice; (2) cannot be interpreted as an offer or indication to buy or sell securities, to select a project or make any kind of business transactions; (3) do not represent an assessment of the issuer's economic performance, financial obligations nor of its creditworthiness; (4) are not a substitute for a professional advice; (5) past performance is no guarantee of future results. These are based on information made available by third parties, subject to continuous change and therefore are not warranted as to their merchantability, completeness, accuracy or fitness for a particular purpose. The information and data are provided "as is" and reflect Sustainalytics' opinion at the date of their elaboration and publication. Sustainalytics nor any of its third-party suppliers accept any liability for damage arising from the use of the information, data or opinions contained herein, in any manner whatsoever, except where explicitly required by law. Any reference to third party names is for appropriate acknowledgement of their ownership and does not constitute a sponsorship or endorsement by such owner. Insofar as applicable, researched companies referred herein may have a relationship with different Sustainalytics' business units. Sustainalytics has put in place adequate measures to safeguard the objectivity and independence of its opinions. For more information, contact compliance@sustainalytics.com.

Disclaimer

This document has been carefully prepared by Robeco Institutional Asset Management B.V. (Robeco). The information contained in this publication is based upon sources of information believed to be reliable. Robeco is not answerable for the accuracy or completeness of the facts, opinions, expectations and results referred to therein. Whilst every care has been taken in the preparation of this document, we do not accept any responsibility for damage of any kind resulting from incorrect or incomplete information. This document is subject to change without notice. The value of the investments may fluctuate. Past performance is no guarantee of future results. If the currency in which the past performance is displayed differs from the currency of the country in which you reside, then you should be aware that due to exchange rate fluctuations the performance shown may increase or decrease if converted into your local currency. Unless otherwise stated, performances are i) net of fees based on transaction prices and ii) with dividends reinvested. Please refer to the prospectus and the Key Information Document of the funds for further details. These are available at the Robeco offices or via the www.robeco.com website. The ongoing charges mentioned in this publication express the operational costs including management fee, service fee, taxe d'abonnement, depositary fee and bank charges and is the one stated in the fund's latest annual report at closing date. The information contained in this document is solely intended for professional investors under the Dutch Act on the Financial Supervision (Wet financieel toezicht) or persons who are authorized to receive such information under any other applicable laws. Robeco Institutional Asset Management B.V. has a license as manager of UCITS and AIFs from the Netherlands Authority for the Financial Markets in Amsterdam.