



P. Verle




A. Deneuve



F. Viros

**FACT SHEET**  
08/2022

Recommended  
minimum investment  
horizon:



## Investment Objective

Carmignac Credit 2025 is a target date fund implementing a “buy and hold” carry strategy that includes both private and public issuers. The Fund benefits from both the strong expertise of its management team and a disciplined investment process, that enables a rigorous selection of securities. Carmignac Credit 2025 seeks to increase the value of the portfolio over a 5-year horizon, with a specific targeted annualised return for each category of units. The investment objective differs depending on the category of units subscribed.



Modified Duration: **2.72**

Yield to Maturity: **6.49%**

Average Rating: **BBB**

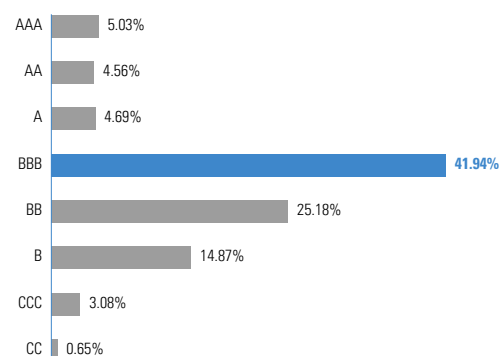
## PROFILE

- **Fund Inception Date:** 18/09/2020
- **Fund Manager:** Pierre Verle since 18/09/2020, Alexandre Deneuve since 18/09/2020, Florian Viros since 18/09/2020
- **Fund AUM:** 96M€ / 96M\$<sup>(1)</sup>
- **Share class AUM:** 47M€
- **Domicile:** France
- **Base Currency:** EUR
- **NAV:** 96.24€
- **Dividend Policy:** Accumulation
- **Fund Type:** UCITS
- **Legal Form:** FCP
- **Fiscal Year End:** 30/06
- **Subscription/Redemption:** Daily
- **Order Placement Cut-Off Time:** Before 13:00 (CET/CEST)
- **SFDR Fund Classification:** Article 6

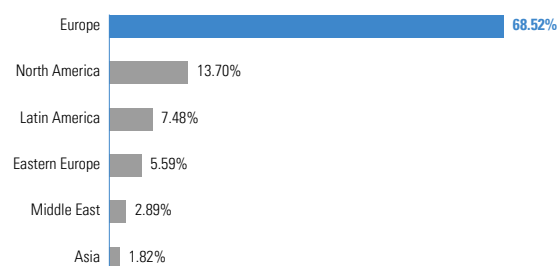
## Asset Allocation

	08/22	07/22	12/21
<b>Bonds</b>	<b>97.38%</b>	<b>98.94%</b>	<b>95.20%</b>
<b>Developed Countries Corporate Bonds</b>	<b>44.90%</b>	<b>45.28%</b>	<b>48.95%</b>
Consumer Discretionary	4.84%	4.94%	5.98%
Energy	9.91%	10.16%	9.49%
Financials	18.37%	18.89%	18.12%
Real Estate	3.99%	4.27%	3.93%
Industrials	2.47%	1.91%	4.95%
Materials	0.89%	0.94%	0.75%
Healthcare	1.31%	1.36%	2.49%
Utilities	0.47%	—	—
Communication Services	2.65%	2.81%	2.95%
Information Technology	—	—	0.30%
<b>Emerging Markets Corporate Bonds</b>	<b>17.32%</b>	<b>18.23%</b>	<b>14.27%</b>
Consumer Staples	1.90%	1.85%	0.72%
Consumer Discretionary	4.11%	5.34%	2.03%
Energy	1.84%	1.67%	1.16%
Financials	2.98%	3.16%	1.52%
Real Estate	1.74%	1.83%	3.38%
Industrials	—	—	0.64%
Materials	0.84%	0.71%	0.64%
Healthcare	1.45%	1.61%	1.65%
Utilities	—	0.48%	0.28%
Communication Services	2.46%	1.58%	2.25%
<b>ABS</b>	<b>35.17%</b>	<b>35.44%</b>	<b>31.98%</b>
<b>Equities</b>	<b>0.23%</b>	<b>0.21%</b>	<b>—</b>
<b>Cash, Cash Equivalents and Derivatives Operations</b>	<b>2.39%</b>	<b>0.84%</b>	<b>4.80%</b>

## Rating Breakdown



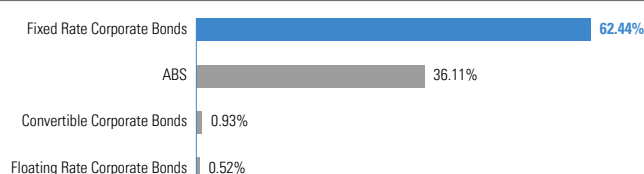
## Geographic Breakdown



## Top Ten - Bonds

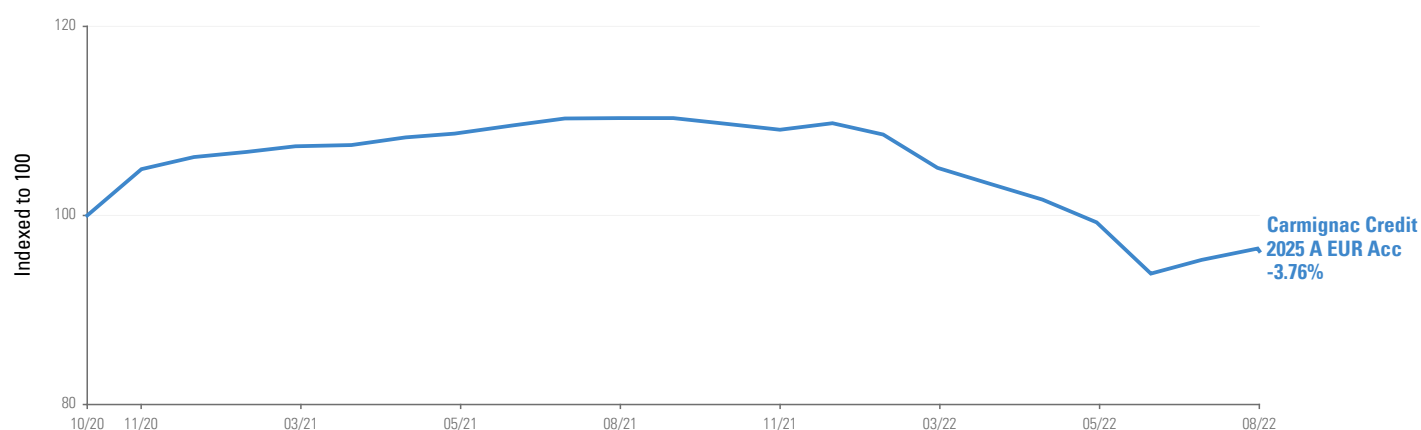
Name	Country	Rating	%
TOTALENERGIES 2.00% 17/01/2027	France	A-	<b>2.02%</b>
GEOPARK 5.50% 17/01/2024	Colombia	B+	<b>1.84%</b>
MURPHY OIL CO 5.88% 01/12/2022	USA	BB+	<b>1.64%</b>
ALLWYN INTERN 3.88% 15/02/2023	Czech Republic	BB-	<b>1.61%</b>
BP CAPITAL MA 3.62% 22/03/2029	United Kingdom	BBB+	<b>1.50%</b>
ENI SPA 3.38% 13/07/2029	Italy	BBB	<b>1.47%</b>
SANI/KOS FIN 5.62% 15/07/2023	Greece	CCC+	<b>1.43%</b>
UNITED GROUP 4.62% 15/08/2024	Netherlands	B	<b>1.36%</b>
LIBERTY MUTUA 3.63% 23/05/2059	USA	BB+	<b>1.25%</b>
MOVIDA EUROPE 5.25% 08/02/2026	Brazil	BB	<b>1.04%</b>
			<b>15.18%</b>

## Fixed Income Breakdown



\* For the share class Carmignac Credit 2025 A EUR Acc. Risk Scale from the KIID (Key Investor Information Document). Risk 1 does not mean a risk-free investment. This indicator may change over time. (1) Exchange Rate EUR/USD as of 31/08/22.

## Fund Performance vs. Reference Indicator Since Launch



Performance (%)	Cumulative Performance				Annualised Performance
	Since 31/12/2021	1 Month	1 Year	Since 30/10/2020	Since 30/10/2020
Carmignac Credit 2025 A EUR Acc	-12.32	0.99	-12.72	-3.76	-2.07

Past performance is not necessarily indicative of future performance. Performances are net of fees (excluding possible entrance fees charged by the distributor).

## Statistics (%)

	1 Year
Fund Volatility	5.41
Sharpe Ratio	-2.29

## Monthly Gross Performance Contribution

Equity Portfolio	0.02%
Bond Portfolio	1.33%
Currency Derivatives	-0.28%
<b>Total</b>	<b>1.07%</b>

Share Class	Date of 1st NAV	Bloomberg	ISIN	SEDOL	CUSIP	WKN	Management Fee	Ongoing Charge <sup>(1)</sup>	Performance fee	Maximum Subscription Fee <sup>(2)</sup>	Minimum Initial Subscription <sup>(3)</sup>	Single Year Performance (%)				
												31.08.21-31.08.22	31.08.20-31.08.21	30.08.19-31.08.20	31.08.18-30.08.19	31.08.17-31.08.18
A EUR Acc	30/10/2020	CAR25AE FP	FR0013515970			A2QC4R	Max. 0.9%	0.95%	No	4%	1 Unit	-12.72	—	—	—	—
A EUR Ydis	30/10/2020	CA25AEY FP	FR0013515996			A2QC4S	Max. 0.9%	0.95%	No	4%	1 Unit	-12.72	—	—	—	—
E EUR Acc	30/10/2020	CAR25EE FP	FR0013516002				Max. 1.2%	1.25%	No	—	1 Unit	-12.98	—	—	—	—
E EUR Ydis	30/10/2020	CACC2EE FP	FR0013516010				Max. 1.2%	1.25%	No	—	1 Unit	-12.98	—	—	—	—
F EUR Acc	30/10/2020	CAR25FE FP	FR0013516028			A2QC4T	Max. 0.5%	0.55%	No	4%	1 Unit	-12.36	—	—	—	—
F EUR Ydis	30/10/2020	CA25FEY FP	FR0013516036			A2QC4U	Max. 0.5%	0.55%	No	4%	1 Unit	-12.36	—	—	—	—
X EUR Acc	18/09/2020	CAR25XE FP	FR0013516044				Max. 0.5%	0.55%	No	—	1 Unit	-12.36	—	—	—	—

Variable Management Charge: -. (1) Ongoing charges are based on the expenses for the last financial year ended. They may vary from year to year and do not include performance fees or transaction costs. (2) Entry charges paid to distributors. No redemption fees. (3) Please refer to the prospectus for the minimum subsequent subscription amounts. The prospectus is available on the website: [www.carmignac.com](http://www.carmignac.com).

## GLOSSARY

**Active Management:** An investment management approach where a manager aims to beat the market through research, analysis and their own judgement. See also Passive management.

**Bottom up investing:** Investment based on analysis of individual companies, whereby that company's history, management, and potential are considered more important than general market or sector trends (as opposed to top down investing).

**Credit cycle:** A credit cycle describes the different phases of access to credit by borrowers. It alternates between periods of easily accessible funds to borrow due to low interest rates and periods of contraction where lending rules are more restrictive and interest rates are higher.

**FCP:** Fonds commun de placement (French common fund).

**Forward financial instruments:** A forward contract is a customized contract between two parties to buy or sell an asset at a specified price on a future date. A forward contract can be used for hedging or speculation, although its non-standardized nature makes it particularly apt for hedging. Unlike standard futures contracts, a forward contract can be customized to any commodity, amount and delivery date. A forward contract settlement can occur on a cash or delivery basis.

**High yield:** A loan or bond rated below investment grade because of its higher default risk. The return on these securities is generally higher.

**Investment grade:** A loan or bond that rating agencies have rated AAA to BBB-, generally indicating relatively low default risk.

**Modified duration:** A bond's modified duration measures the risk attached to a given change in the interest rate. Modified duration of +2 means that for an instantaneous 1% rate increase, the portfolio's value would drop by 2%.

**Net asset value:** Price of all units (in an FCP) or shares (in a SICAV).

**Non-benchmarked:** Portfolio construction is a result of Fund manager views and market analysis with no bias to any benchmark.

**UCITS:** Undertakings for Collective Investments in Transferable Securities.

UCITS funds are authorised funds that can be sold in any country in the EU. UCITS III regulations allow funds to invest in a wider range of financial instruments, including derivatives.

**Yield to Maturity:** Yield to maturity corresponds to the concept of actuarial yield. It is, at the time of calculation, the rate of return offered by a bond in the event it is held until maturity by the investor.

## Main risks of the fund

**Credit:** Credit risk is the risk that the issuer may default. **Interest rate:** Interest rate risk results in a decline in the net asset value in the event of changes in interest rates.

**Liquidity:** Temporary market distortions may have an impact on the pricing conditions under which the Fund might be caused to liquidate, initiate or modify its positions. **Discretionary management:** Anticipations of financial market changes made by the Management Company have a direct effect on the Fund's performance, which depends on the stocks selected. The Fund presents a risk of loss of capital.

## Important legal information

Source: Carmignac at 31/08/22. Copyright: The data published in this presentation are the exclusive property of their owners, as mentioned on each page. From 01/01/2013 the equity index reference indicators are calculated net dividends reinvested. This document may not be reproduced, in whole or in part, without prior authorisation from the management company. This document does not constitute a subscription offer, nor does it constitute investment advice. Access to the Fund may be subject to restrictions with regard to certain persons or countries. The Fund is not registered in North America, in South America, in Asia nor is it registered in Japan. The Funds are registered in Singapore as restricted foreign scheme (for professional clients only). The Fund has not been registered under the US Securities Act of 1933. The Fund may not be offered or sold, directly or indirectly, for the benefit or on behalf of a U.S. person, according to the definition of the US Regulation S and/or FATCA. The Fund presents a risk of loss of capital. The risks and fees are described in the KIID (Key Investor Information Document). The Fund's prospectus, KIIDs and annual reports are available at [www.carmignac.com](http://www.carmignac.com), or upon request to the Management Company. The KIID must be made available to the subscriber prior to subscription. The Management Company can cease promotion in your country anytime. Investors have access to a summary of their rights in English on the following link at section 6: [https://www.carmignac.com/en\\_US/article-page/regulatory-information-1788](https://www.carmignac.com/en_US/article-page/regulatory-information-1788) - In Switzerland, the Fund's respective prospectuses, KIIDs and annual reports are available at [www.carmignac.ch](http://www.carmignac.ch), or through our representative in Switzerland, CACEIS (Switzerland) S.A., Route de Signy 35, CH-1260 Nyon. The paying agent is CACEIS Bank, Montrouge, Nyon Branch / Switzerland, Route de Signy 35, 1260 Nyon. - In the United Kingdom, the Funds' respective prospectuses, KIIDs and annual reports are available at [www.carmignac.co.uk](http://www.carmignac.co.uk), or upon request to the Management Company, or for the French Funds, at the offices of the Facilities Agent at BNP PARIBAS SECURITIES SERVICES, operating through its branch in London: 55 Moorgate, London EC2R. This material was prepared by Carmignac Gestion and/or Carmignac Gestion Luxembourg and is being distributed in the UK by Carmignac Gestion Luxembourg UK Branch (Registered in England and Wales with number FC031103, CSSF agreement of 10/06/2013). Reference to certain securities and financial instruments is for illustrative purposes to highlight stocks that are or have been included in the portfolios of funds in the Carmignac range. This is not intended to promote direct investment in those instruments, nor does it constitute investment advice. The Management Company is not subject to prohibition on trading in these instruments prior to issuing any communication. The portfolios of Carmignac funds may change without previous notice.

**CARMIGNAC GESTION**, 24, place Vendôme - F-75001 Paris - Tél : (+33) 01 42 86 53 35

Investment management company approved by the AMF

Public limited company with share capital of € 15,000,000 - RCS Paris B 349 501 676

**CARMIGNAC GESTION Luxembourg** - City Link - 7, rue de la Chapelle - L-1325 Luxembourg - Tél : (+352) 46 70 60 1

Subsidiary of Carmignac Gestion - Investment fund management company approved by the CSSF

Public limited company with share capital of € 23,000,000 - RC Luxembourg B 67 549

## MARKETING COMMUNICATION

