



iShares MSCI World SRI UCITS ETF
Hedged Euro (Distributing)
iShares IV plc



April 2024

Performance, Portfolio Breakdowns, Net Asset information as at: 30-Apr-2024. All other data as at: 06-May-2024.
This document is marketing material. For the Investors in LatAm. Investors should read the KIID/PRIIPs document and prospectus prior to investing, and should refer to the prospectus for the funds full list of risks.

FUND OVERVIEW The Fund seeks to track the performance of an index composed of developed markets ESG (environmental, social and governance) screened companies.	PRODUCT INFORMATION ISIN : IE00BMZ17W23 Share Class Launch Date : 12-Oct-2020 Share Class Currency : EUR Total Expense Ratio : 0.23% Use of Income : Distributing Net Assets of Share Class (M) : 674.52 EUR
KEY BENEFITS <div><div>1. Adopt a sustainable approach to global investing</div><div>2. Gain access to global markets with a focus on companies with the strongest Environment, Social, and Governance (ESG) ratings.</div><div>3. Diversified access to global markets without exposure to companies involved in severe controversies</div></div>	KEY FACTS Asset Class : Equity Benchmark : MSCI World SRI Select Reduced Fossil Fuel Index Fund Launch Date : 12-Oct-2017 Fund Base Currency : USD Distribution Type : Quarterly Net Assets of Fund (M) : 9,879.59 USD SFDR Classification : Article 8 Domicile : Ireland Methodology : Optimised Issuing Company : iShares IV plc Product Structure : Physical
RISK INDICATOR <div><div>Lower Risk Potentially Lower Rewards</div><div>Higher Risk Potentially Higher Rewards</div></div> <div><div>←</div><div>1</div><div>2</div><div>3</div><div>4</div><div>5</div><div>6</div><div>7</div><div>→</div></div>	PORTFOLIO CHARACTERISTICS Trailing 12-month Yield : 1.52% Price to Book Ratio : 3.29x Price to Earnings Ratio : 23.03x 3y Beta : 0.91 Number of Holdings : 408
CAPITAL AT RISK: The value of investments and the income from them can fall as well as rise and are not guaranteed. Investors may not get back the amount originally invested.	
KEY RISKS: <ul style="list-style-type: none">The value of equities and equity-related securities can be affected by daily stock market movements. Other influential factors include political, economic news, company earnings and significant corporate events.The benchmark index only excludes companies engaging in certain activities inconsistent with ESG criteria if such activities exceed the thresholds determined by the index provider. Investors should therefore make a personal ethical assessment of the benchmark index's ESG screening prior to investing in the Fund. Such ESG screening may adversely affect the value of the Fund's investments compared to a fund without such screening.Counterparty Risk: The insolvency of any institutions providing services such as safekeeping of assets or acting as counterparty to derivatives or other instruments, may expose the Share Class to financial loss.	

Your shares will be "hedged" with the aim of reducing the effect of exchange rate fluctuations between their denominated currency and the Fund's underlying portfolio currencies. The hedging strategy may not completely eliminate currency risk and, therefore, may affect the performance of your shares.

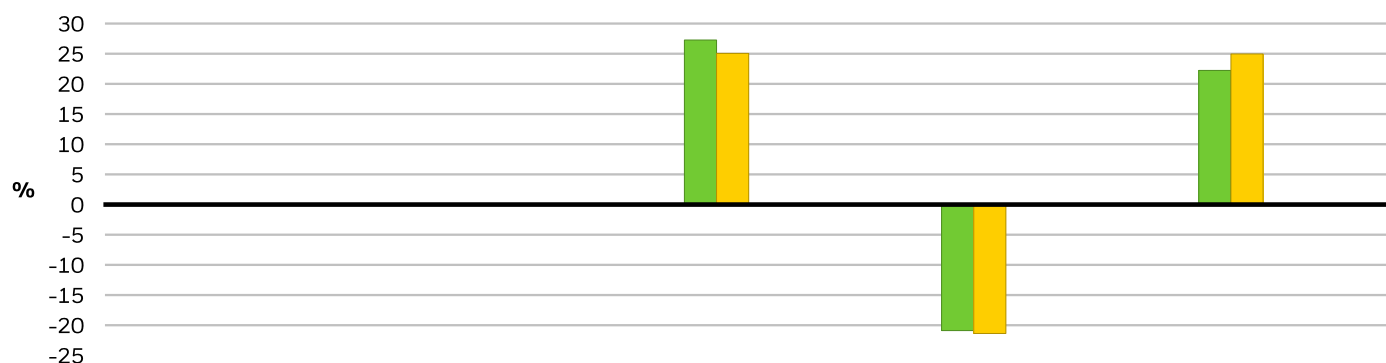
iShares MSCI World SRI UCITS ETF

Hedged Euro (Distributing)

iShares IV plc

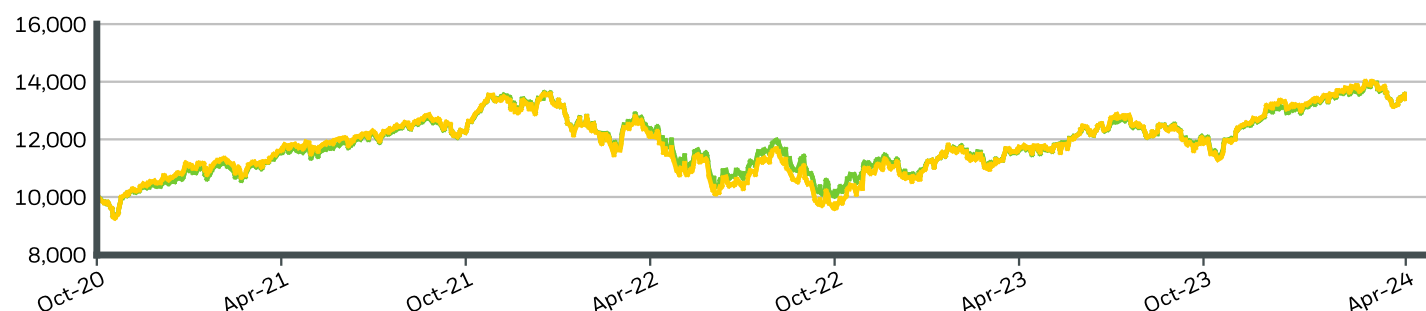
iShares
by BlackRock

CALENDAR YEAR PERFORMANCE



	2019	2020	2021	2022	2023
Share Class	-	-	27.27	-20.89	22.23
Benchmark	-	-	25.05	-21.37	24.96

GROWTH OF HYPOTHETICAL 10,000 EUR SINCE INCEPTION



CUMULATIVE & ANNUALISED PERFORMANCE

	CUMULATIVE (%)					ANNUALISED (% p.a.)		
	1m	3m	6m	YTD	1y	3y	5y	Since Inception
Share Class	-3.79	1.61	16.42	2.39	14.46	5.05	-	8.66
Benchmark	-4.32	0.60	17.16	0.72	13.85	4.61	-	8.61

The figures shown relate to past performance. Past performance is not a reliable indicator of current or future performance and should not be the sole factor of consideration when selecting a product or strategy. Share Class and Benchmark performance displayed in EUR, hedged share class benchmark performance is displayed in USD. Performance is shown on a Net Asset Value (NAV) basis, with gross income reinvested where applicable. The return of your investment may increase or decrease as a result of currency fluctuations if your investment is made in a currency other than that used in the past performance calculation. **Source:** BlackRock

■ Share Class iShares MSCI World SRI UCITS ETF Hedged Euro (Distributing)
■ Benchmark MSCI World SRI Select Reduced Fossil Fuel Index

Contact Us

For EMEA: +353 1 612 3394 • www.blackrock.com • investor.services@blackrock.com

iShares MSCI World SRI UCITS ETF

Hedged Euro (Distributing)

iShares IV plc



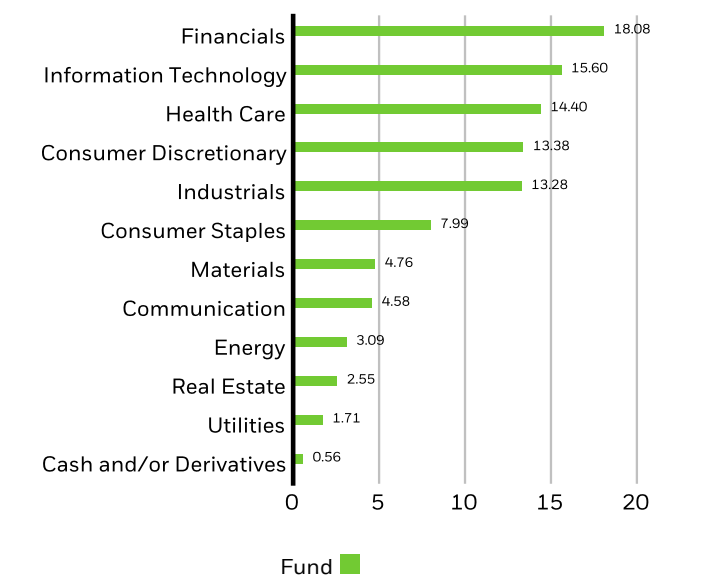
TOP 10 HOLDINGS (%)

MICROSOFT CORP	4.37%
TESLA INC	3.84%
NOVO NORDISK CLASS B	3.10%
ASML HOLDING NV	2.64%
HOME DEPOT INC	2.44%
COCA-COLA	1.85%
PEPSICO INC	1.77%
ADOBE INC	1.53%
WALT DISNEY	1.49%
INTUIT INC	1.29%

Total of Portfolio24.32%

Holdings are subject to change.

SECTOR BREAKDOWN (%)

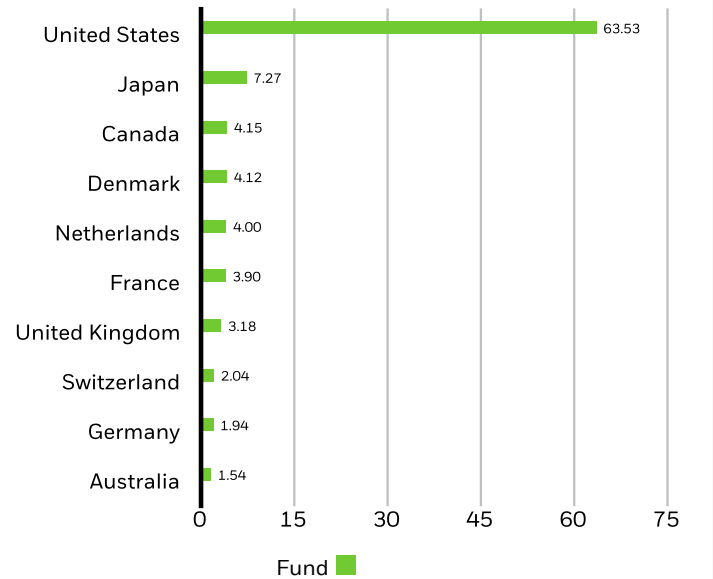


Allocations are subject to change. Source: BlackRock

TRADING INFORMATION

Exchange	SIX Swiss Exchange	Xetra
Ticker	SESW	UEEA
Bloomberg Ticker	SESW SE	UEEA GY
RIC	SESW.S	UEEA.DE
SEDOL	BMZ17W2	BLF7FH4
Listing Currency	EUR	EUR

GEOGRAPHIC BREAKDOWN (%)



Geographic exposure relates principally to the domicile of the issuers of the securities held in the product, added together and then expressed as a percentage of the product's total holdings. However, in some instances it can reflect the location where the issuer of the securities carries out much of their business.

MARKET CAPITALISATION (%)

Exposure breakdowns data is unavailable at this time.

SUSTAINABILITY CHARACTERISTICS

Sustainability Characteristics can help investors integrate non-financial, sustainability considerations into their investment process. These metrics enable investors to evaluate funds based on their environmental, social, and governance (ESG) risks and opportunities. This analysis can provide insight into the effective management and long-term financial prospects of a fund.

The metrics below have been provided for transparency and informational purposes only. The existence of an ESG rating is not indicative of how or whether ESG factors will be integrated into a fund. The metrics are based on MSCI ESG Fund Ratings and, unless otherwise stated in fund documentation and included within a fund’s investment objective, do not change a fund’s investment objective or constrain the fund’s investable universe, and there is no indication that an ESG or Impact focused investment strategy or exclusionary screens will be adopted by a fund. For more information regarding a fund’s investment strategy, please see the fund’s prospectus.

MSCI ESG % Coverage	100.00%	MSCI ESG Fund Rating (AAA-CCC)	AA
MSCI ESG Quality Score - Peer Percentile	99.31%	MSCI ESG Quality Score (0-10)	8.24
Funds in Peer Group	5,545	Fund Lipper Global Classification	Equity Global
MSCI Weighted Average Carbon Intensity % Coverage	99.61%	MSCI Weighted Average Carbon Intensity (Tons CO2E/\$M SALES)	52.44
MSCI Implied Temperature Rise (0-3.0+ °C)	> 2.0° - 2.5° C	MSCI Implied Temperature Rise % Coverage	99.61%

All data is from MSCI ESG Fund Ratings as of **21 Apr 2024**, based on holdings as of **31 Mar 2024**. As such, the fund’s sustainable characteristics may differ from MSCI ESG Fund Ratings from time to time.

To be included in MSCI ESG Fund Ratings, 65% (or 50% for bond funds and money market funds) of the fund’s gross weight must come from securities with ESG coverage by MSCI ESG Research (certain cash positions and other asset types deemed not relevant for ESG analysis by MSCI are removed prior to calculating a fund’s gross weight; the absolute values of short positions are included but treated as uncovered), the fund’s holdings date must be less than one year old, and the fund must have at least ten securities.

IMPORTANT INFORMATION:

Certain information contained herein (the “Information”) has been provided by MSCI ESG Research LLC, a RIA under the Investment Advisers Act of 1940, and may include data from its affiliates (including MSCI Inc. and its subsidiaries (“MSCI”)), or third party suppliers (each an “Information Provider”), and it may not be reproduced or disseminated in whole or in part without prior written permission. The Information has not been submitted to, nor received approval from, the US SEC or any other regulatory body. The Information may not be used to create any derivative works, or in connection with, nor does it constitute, an offer to buy or sell, or a promotion or recommendation of, any security, financial instrument or product or trading strategy, nor should it be taken as an indication or guarantee of any future performance, analysis, forecast or prediction. Some funds may be based on or linked to MSCI indexes, and MSCI may be compensated based on the fund’s assets under management or other measures. MSCI has established an information barrier between equity index research and certain Information. None of the Information in and of itself can be used to determine which securities to buy or sell or when to buy or sell them. The Information is provided “as is” and the user of the Information assumes the entire risk of any use it may make or permit to be made of the Information. Neither MSCI ESG Research nor any Information Party makes any representations or express or implied warranties (which are expressly disclaimed), nor shall they incur liability for any errors or omissions in the Information, or for any damages related thereto. The foregoing shall not exclude or limit any liability that may not by applicable law be excluded or limited.

iShares MSCI World SRI UCITS ETF

Hedged Euro (Distributing)

iShares IV plc



GLOSSARY

SFDR Classification: Article 8: Products that promote environmental or social characteristics and promote good governance practices.

Article 9: Products that have sustainable investments as an objective and follow good governance practices. **Other:** Products that do not meet the criteria to be classified as Article 8 or 9.

Funds in Peer Group: The number of funds from the relevant Lipper Global Classification peer group that are also in ESG coverage.

MSCI ESG Fund Rating (AAA-CCC): The MSCI ESG Rating is calculated as a direct mapping of ESG Quality Scores to letter rating categories (e.g. AAA = 8.6-10). The ESG Ratings range from leader (AAA, AA), average (A, BBB, BB) to laggard (B, CCC).

MSCI Implied Temperature Rise (0-3.0+ °C): Implied Temperature Rise (ITR) is used to provide an indication of alignment to the temperature goal of the Paris Agreement for a company or a portfolio. ITR employs open source 1.55°C decarbonization pathways derived from the Network of Central Banks and Supervisors for Greening the Financial System (NGFS). These pathways can be regional and sector specific and set a net zero target of 2050. We make use of this feature for all GHG scopes. A net zero emissions economy is one that balances emissions and removals. Because the ITR metric is calculated in part by considering the potential for a company within the fund's portfolio to reduce its emissions over time, it is forward looking and prone to limitations. As a result, BlackRock publishes MSCI's ITR metric for its funds in temperature range bands. The bands help to underscore the underlying uncertainty in the calculations and the variability of the metric.

MSCI ESG Quality Score - Peer Percentile: The fund's ESG Percentile compared to its Lipper peer group.

MSCI Weighted Average Carbon Intensity % Coverage: Percentage of the fund's holdings for which MSCI Carbon Intensity data is available. The MSCI Weighted Average Carbon Intensity metric is displayed for funds with any coverage. Funds with low coverage may not fully represent the fund's carbon characteristics given the lack of coverage.

Price to Earnings: A valuation ratio of a company's current share price compared to its per-share earnings in the current forecast year, calculated as current share price divided by current earnings per share.

MSCI ESG % Coverage: Percentage of the fund's holdings for which the MSCI ESG ratings data is available. The MSCI ESG Fund Rating, MSCI ESG Quality Score, and MSCI ESG Quality Score - Peer Percentile metrics are displayed for funds with at least 65% coverage.

Fund Lipper Global Classification: The fund peer group as defined by the Lipper Global Classification.

MSCI Implied Temperature Rise % Coverage: Percentage of the fund's holdings for which MSCI Implied Temperature Rise data is available. The MSCI Implied Temperature Rise metric is displayed for funds with at least 65% coverage.

MSCI ESG Quality Score (0-10): The MSCI ESG Quality Score (0 - 10) for funds is calculated using the weighted average of the ESG scores of fund holdings. The Score also considers ESG Rating trend of holdings and the fund exposure to holdings in the laggard category. MSCI rates underlying holdings according to their exposure to industry specific ESG risks and their ability to manage those risks relative to peers.

MSCI Weighted Average Carbon Intensity (Tons CO2E/\$M SALES): Measures a fund's exposure to carbon intensive companies. This figure represents the estimated greenhouse gas emissions per \$1 million in sales across the fund's holdings. This allows for comparisons between funds of different sizes.

Price to Book Ratio: represents the ratio of the current closing price of the share to the latest quarter's book value per share.

Contact Us

For EMEA: +353 1 612 3394 • www.blackrock.com • investor.services@blackrock.com

IMPORTANT INFORMATION:

iShares plc, iShares II plc, iShares III plc, iShares IV plc, iShares V plc, iShares VI plc and iShares VII plc (together 'the Companies') are open-ended investment companies with variable capital having segregated liability between their funds organised under the laws of Ireland and authorised by the Central Bank of Ireland.

Further information about the Fund and the Share Class, such as details of the key underlying investments of the Share Class and share prices, is available on the iShares website at www.ishares.com or by calling +44 (0)845 357 7000 or from your broker or financial adviser. The indicative intra-day net asset value of the Share Class is available at <http://deutsche-boerse.com> and/or <http://www.reuters.com>. A UCITS ETF's units / shares that have been acquired on the secondary market cannot usually be sold directly back to the UCITS ETF itself. Investors who are not Authorised Participants must buy and sell shares on a secondary market with the assistance of an intermediary (e.g. a stockbroker) and may incur fees and additional taxes in doing so. In addition, as the market price at which the Shares are traded on the secondary market may differ from the Net Asset Value per Share, investors may pay more than the then current Net Asset Value per Share when buying shares and may receive less than the current Net Asset Value per Share when selling them.

The information contained herein is for informational purposes only and is not intended to be relied upon as a forecast, research, or investment advice, and is not a recommendation, offer or solicitation to buy or sell any securities or to adopt any investment strategy. An assessment should be made as to whether the information is appropriate for you having regard to your objectives, financial situation and needs. Reliance upon information in this material is at the sole discretion of the reader. Investment implies risk, including the possible loss of principal.

Carefully consider the iShares and Funds' investment objectives, risk factors, and charges and expenses before investing. This and other information can be found in the Funds' prospectuses or, if available, the summary prospectuses which may be obtained by visiting www.iShares.com or www.blackrock.com. Read the prospectus carefully before investing.

In Latin America, for institutional investors and financial intermediaries only (not for public distribution). This material is for educational purposes only and does not constitute investment advice or an offer or solicitation to sell or a solicitation of an offer to buy any shares of any fund or security and it is your responsibility to inform yourself of, and to observe, all applicable laws and regulations of your relevant jurisdiction. If any funds are mentioned or inferred in this material, such funds may not be registered with the securities regulators of Argentina, Brazil, Chile, Colombia, Mexico, Panama, Peru, Uruguay or any other securities regulator in any Latin American country and thus, may not be publicly offered in any such countries. The securities regulators of any country within Latin America have not confirmed the accuracy of any information contained herein. No information discussed herein can be provided to the general public in Latin America. The contents of this material are strictly confidential and must not be passed to any third party.

This material is restricted to distribution to Non-U.S. Persons outside the United States within the meaning of Regulation S under the U.S. Securities Act Of 1933, as amended (the "Securities Act"). Any securities described herein may not be registered under the Securities Act or with any securities regulatory authority of any state or other jurisdiction and may not be offered, sold, pledged or otherwise transferred except to persons outside the U.S. in accordance with Regulation S under the Securities Act pursuant to the terms of such securities. In particular, any UCITS funds mentioned herein are not available to investors in the U.S. and this material cannot be construed as an offer of any UCITS fund to any investor in the U.S.

iShares funds are not sponsored, endorsed, or promoted by MSCI, and MSCI bears no liability with respect to any such funds or any index on which such funds are based. The Prospectus contains a more detailed description of the limited relationship that MSCI has with BlackRock and any related funds.

Any research in this document has been procured and may have been acted on by BlackRock for its own purpose. The results of such research are being made available only incidentally. The views expressed do not constitute investment or any other advice and are subject to change. They do not necessarily reflect the views of any company in the BlackRock Group or any part thereof and no assurances are made as to their accuracy.

© 2024 BlackRock, Inc. All Rights reserved. BLACKROCK, BLACKROCK SOLUTIONS and iSHARES are trademarks of BlackRock, Inc. or its subsidiaries in the United States and elsewhere. All other trademarks are those of their respective owners.

Contact Us

For EMEA: +353 1 612 3394 • www.blackrock.com • investor.services@blackrock.com