

RobecoSAM Smart Materials Equities I EUR

RobecoSAM Smart Materials Equities is an actively managed fund that invests globally in companies that provide innovative materials and process technologies. The selection of these stocks is based on fundamental analysis. The fund's objective is to achieve a better return than the index. The strategy integrates sustainability criteria as part of the stock selection process and through a theme-specific sustainability assessment. The portfolio is built on the basis of an eligible investment universe that includes companies whose business models contribute to the thematic investment objectives. The assessment regarding relevant SDGs uses an internally developed framework, more information on which can be obtained at www.robeco.com/si.



Pieter Busscher, CFA
Fund manager since 01-04-2009

Performance

	Fund	Index
1 m	-4.13%	-2.72%
3 m	-9.31%	-3.54%
Ytd	-11.50%	-6.54%
1 Year	4.02%	19.68%
2 Years	19.83%	18.36%
3 Years	11.32%	14.97%
5 Years	8.83%	10.82%
10 Years	10.20%	12.68%
Since 10-2006	7.86%	8.10%

Annualized (for periods longer than one year)

Note: due to a difference in measurement period between the fund and the index, performance differences may arise. For further info, see last page.

Calendar year performance

	Fund	Index
2021	25.43%	31.07%
2020	19.48%	6.33%
2019	18.89%	30.02%
2018	-17.25%	-4.11%
2017	27.11%	7.51%
2019-2021	21.23%	21.91%
2017-2021	13.39%	13.31%

Annualized (years)

Index

MSCI World Index TRN

General facts

Morningstar	★★★★
Type of fund	Equities
Currency	EUR
Total size of fund	EUR 1,896,640,919
Size of share class	EUR 566,134,467
Outstanding shares	1,378,738
1st quotation date	29-10-2020
Close financial year	31-12
Ongoing charges	0.93%
Daily tradable	Yes
Dividend paid	No
Ex-ante tracking error limit	-
Management company	Robeco Institutional Asset Management B.V.

Sustainability profile

- Exclusions++
- ESG Integration
- Voting
- Target Universe

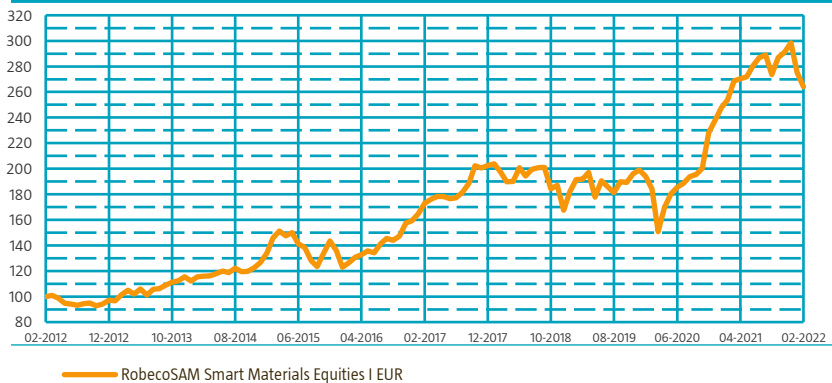


For more information on exclusions see <https://www.robeco.com/exclusions/>

For more information on target universe methodology see <https://www.robeco.com/si>

Performance

Indexed value (until 28-02-2022) - Source: Robeco



Performance

Based on transaction prices, the fund's return was -4.13%.

Energy Storage underperformed, mainly driven by LG Energy Solution, a South Korean battery producer, as its share price normalized after its successful IPO. Albemarle, a US lithium producer, also underperformed following its FY results, as its 2022 guidance disappointed elevated investor expectations. ROCKWOOL, a Danish stone wool producer, was negatively impacted by the Russian invasion of Ukraine, as an estimated 10% of sales are from Russia. Smart Manufacturing was weaker than the average portfolio performance over the month. In the software segment, Dassault Systèmes was able to post a positive performance after reporting a modest beat-and-raise quarter and also benefiting from its exposure to the aviation sector. In the Circular Systems cluster, metal recycler Asahi was up thanks to its exposure to rising palladium prices, which were pushed higher as Russia is one of the biggest producers of this metal. Befesa also held up well, after delivering a strong profitability despite higher energy costs.

Market development

In February, the Smart Materials theme continued to benefit from growing demand, but was exposed to market movements, which impacted performance. The strongest performance came from Advanced Materials and specifically from Strategic Metals, while Transformational Materials outperformed relatively, with Energy Storage Materials a strong contributor. Automation and Process Control as well as Robotics and Lasers were weaker on general weakness in technology-related names.

Expectation of fund manager

Strong secular growth themes related to decreased emissions (net zero targets) and more efficient materials and production techniques (e.g. smart manufacturing) are impacting their respective sectors. More specifically, efficient building materials, 3D software, the Internet of Things and robotics companies are presenting attractive investment opportunities. In the Recycling and Circular Systems investment cluster, which focuses on reusing, recycling and repurposing plastics, attractive opportunities are leading to more circular business models.

Top 10 largest positions

Onto Innovation (leading semiconductor equipment producer), IPG Photonics (leading fiber laser producer), PTC (leading 3D and IoT software company), SQM (leading lithium producer), Teradyne (leading semi testing and cobot producer), Solvay (leading materials company), Sika (leading innovative materials producer), ABB (leading robotics company), Saint Gobain (leading building materials producer), Befesa (leading steel dust recycler)

Fund price

28-02-22	EUR	415.00
High Ytd (04-01-22)	EUR	474.47
Low Ytd (23-02-22)	EUR	404.61

Fees

Management fee	0.80%
Performance fee	None
Service fee	0.12%
Expected transaction costs	0.01%

Legal status

Investment company with variable capital incorporated under Luxembourg law (SICAV)
 Issue structure Open-end
 UCITS V Yes
 Share class I EUR
 This fund is a subfund of Robeco Capital Growth Funds, SICAV.

Registered in

Austria, Belgium, Finland, France, Germany, Ireland, Italy, Liechtenstein, Netherlands, Singapore, Spain, Sweden, Switzerland, United Kingdom

Currency policy

The fund is allowed to pursue an active currency policy to generate extra returns and can engage in currency hedging transactions.

Risk management

Risk management is fully integrated into the investment process to ensure that positions always meet predefined guidelines.

Dividend policy

In principle the fund does not intend to distribute dividend and so both the income earned by the fund and its overall performance are reflected in its share price.

Fund codes

ISIN	LU2145464777
Bloomberg	RSSMIEU LX
Sedol	BMTQRF6
WKN	A2QBUM
Valoren	55753273

Top 10 largest positions

Holdings

Onto Innovation Inc
 IPG Photonics Corp
 PTC Inc
 Sociedad Quimica y Minera de C ADR
 Teradyne Inc
 Solvay SA
 Sika AG
 ABB Ltd
 Cie de Saint-Gobain
 Befesa SA
Total

Sector	%
Semiconductors & semicond. equipm.	5.49
Electronic Equipment & Instruments	3.64
Software	3.51
Chemicals	3.42
Semiconductors & semicond. equipm.	3.38
Chemicals	2.94
Chemicals	2.92
Electrical Equipment	2.80
Building Products	2.75
Commercial Services & Supplies	2.72
Total	33.57

Top 10/20/30 weights

TOP 10	33.57%
TOP 20	59.17%
TOP 30	80.85%

Statistics

	3 Years	5 Years
Tracking error ex-post (%)	9.06	8.04
Information ratio	-0.26	-0.09
Sharpe ratio	0.65	0.58
Alpha (%)	-3.65	-1.98
Beta	1.15	1.17
Standard deviation	20.04	18.08
Max. monthly gain (%)	13.75	13.75
Max. monthly loss (%)	-18.02	-18.02

Above mentioned ratios are based on gross of fees returns.

Hit ratio

	3 Years	5 Years
Months outperformance	16	29
Hit ratio (%)	44.4	48.3
Months Bull market	24	37
Months outperformance Bull	10	18
Hit ratio Bull (%)	41.7	48.6
Months Bear market	12	23
Months Outperformance Bear	6	11
Hit ratio Bear (%)	50.0	47.8

Above mentioned ratios are based on gross of fees returns.

Changes

This share class shows performance information prior to its launch date. On the launch date of this share class, the fund absorbed Multipartner SICAV - RobecoSAM Smart Materials Fund. Performance prior to the launch date has been simulated on the basis of the past performance of the absorbed fund that had similar investment policy and applied higher or comparable charges.

Sustainability


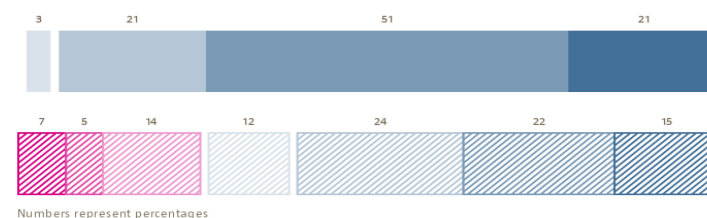
The fund's sustainable investment objective is to help mitigate the resource scarcity challenge within industries while supporting economic growth. Resource scarcity and sustainability considerations are incorporated in the investment process by the means of a target universe definition, exclusions, ESG integration, and voting. The fund only invests in companies that have a significant thematic fit as per Robeco's thematic universe methodology. Through screening on both Robeco's internally developed SDG Framework and Robeco's exclusion policy, the fund does not invest in issuers that have a negative impact on the SDGs, are in breach of international norms or where products have been deemed controversial. Financially material ESG factors are integrated in the bottom-up fundamental investment analysis to assess existing and potential ESG risks and opportunities. In addition, where a stock issuer is flagged for breaching international standards in the ongoing monitoring, the issuer will become subject to exclusion. Lastly, the fund makes use of shareholder rights and applies proxy voting in accordance with Robeco's proxy voting policy.

SDG Contribution

The SDG score shows to what extent the portfolio and the benchmark contribute to the 17 UN Sustainable Development Goals (SDGs). Scores are assigned to each underlying company using the Robeco SDG Framework, which utilizes a three-step approach to calculate a company's contribution to the relevant SDGs. The starting point is an assessment of the products offered by a company, followed by the way in which these products are produced, and finally whether the company is exposed to any controversies. The outcome is expressed in a final score which shows the extent to which a company impacts the SDGs on a scale from highly negative (dark red) to highly positive (dark blue).

The bar shows the aggregate percentage exposure of the portfolio and the benchmark (shaded) to the different SDG scores. This is then also split out per SDG. As a company can have an impact on several SDGs (or none), the values shown in the report do not sum to 100%. More information on Robeco's SDG Framework can be found at: <https://www.robeco.com/docm/docu-robeco-explanation-sdg-framework.pdf>

SDG Contribution



Asset Allocation

Asset allocation		
Equity		96.3%
Cash		3.7%

Sector allocation

The strategy is based on bottom-up stock selection. The sectors that make up the majority of the investable universe are materials, information technology and industrials.

Sector allocation		Deviation index	
Chemicals	<div><div></div></div> 27.7%	<div><div></div></div> 25.5%	
Semiconductors & semicond. equipm.	<div><div></div></div> 12.5%	<div><div></div></div> 7.5%	
Software	<div><div></div></div> 8.9%	<div><div></div></div> 1.9%	
Electronic Equipment & Instruments	<div><div></div></div> 8.4%	<div><div></div></div> 7.5%	
Building Products	<div><div></div></div> 8.1%	<div><div></div></div> 7.5%	
Electrical Equipment	<div><div></div></div> 8.1%	<div><div></div></div> 7.2%	
Metals & Mining	<div><div></div></div> 7.2%	<div><div></div></div> 5.6%	
Commercial Services & Supplies	<div><div></div></div> 6.2%	<div><div></div></div> 5.8%	
Machinery	<div><div></div></div> 4.9%	<div><div></div></div> 3.0%	
Life Sciences Tools & Services	<div><div></div></div> 2.6%	<div><div></div></div> 1.2%	
Household Durables	<div><div></div></div> 2.6%	<div><div></div></div> 2.0%	
Distributors	<div><div></div></div> 2.4%	<div><div></div></div> 2.3%	
Other	<div><div></div></div> 0.3%	<div><div></div></div> -77.3%	

Regional allocation

The weight of the Americas has declined to include more Asia and Europe more recently, but the strategy is based on bottom-up stock selection.

Regional allocation			Deviation index	
America	<div><div></div></div>	50.0%	<div><div></div></div>	-22.0%
Europe	<div><div></div></div>	34.7%	<div><div></div></div>	16.6%
Asia	<div><div></div></div>	15.4%	<div><div></div></div>	5.7%
Middle East	<div><div></div></div>	0.0%	<div><div></div></div>	-0.2%

Currency allocation

The strategy is based on bottom-up stock selection.

Currency allocation			Deviation index	
U.S. Dollar		46.3%		-22.3%
Euro		19.5%		10.5%
Japanese Yen		7.9%		1.5%
Korean Won		7.0%		7.0%
Swiss Franc		5.5%		2.6%
Danish Kroner		3.9%		3.2%
Chilean Peso		3.3%		3.3%
Pound Sterling		2.7%		-1.6%
Swedish Kroner		2.4%		1.4%
Canadian Dollar		1.0%		-2.5%
Norwegian Kroner		0.6%		0.4%
Australian Dollar		0.0%		-2.0%
Other		0.0%		-1.3%

Investment policy

RobecoSAM Smart Materials Equities is an actively managed fund that invests globally in companies that provide innovative materials and process technologies. The selection of these stocks is based on fundamental analysis. The fund's objective is to achieve a better return than the index. The fund has sustainable investment as its objective within the meaning of Article 9 of the European Sustainable Finance Disclosure Regulation. The fund mitigates the resource scarcity challenge by investing in innovative materials and process technologies that use less resources or substitute them, are more scalable and support decarbonization, deliver efficiency gains, and enable circular systems that include the recycling and reuse of materials. This is done by mainly investing in companies that advance the UN Sustainable Development Goals (SDGs): Decent work and economic growth, Industry, Innovation and infrastructure, Sustainable cities and communities, Responsible consumption and production and Climate action. 3. Alongside proxy voting and engagement, the fund applies Robeco's Exclusion Policy of excluding investments in companies exposed to controversial behavior and controversial products (including weapons, tobacco, palm oil, fossil fuel, military contracting, firearms, nuclear power, cannabis, alcohol, gambling, adult entertainment and cannabis). The strategy integrates sustainability criteria as part of the stock selection process and through a theme-specific sustainability assessment. The portfolio is built on the basis of an eligible investment universe that includes companies whose business models contribute to the thematic investment objectives. The assessment regarding relevant SDGs uses an internally developed framework, more information on which can be obtained at www.robeco.com/si. Benchmark: MSCI World Index TRN. The majority of stocks selected will be components of the benchmark, but stocks outside the benchmark may be selected too. While the investment policy is not constrained by a benchmark, the fund may use one for comparison purposes. The fund can deviate substantially from the issuer, country and sector weightings of the benchmark. There are no restrictions on the deviation from the benchmark. The benchmark is a broad market-weighted index that is not consistent with the sustainable objective of the fund.

Fund manager's CV

Pieter Busscher is the Lead Portfolio Manager responsible for the RobecoSAM Smart Materials Equities and RobecoSAM Smart Mobility Equities strategies. He focuses on sustainable growth opportunities in new materials, efficiency technologies, reuse of resources and new mobility solutions. He joined Robeco in 2007 as a Deputy Portfolio Manager for the Sustainable Water strategy. Pieter became the Lead Portfolio Manager for Smart Materials in 2009 and Deputy Portfolio Manager for Smart Mobility at its launch in 2018. Prior to joining Robeco, he worked at Credit Suisse Asset Management in Zurich. He studied International Business at RSM Erasmus University and Banking and Finance at the University of St. Gallen and is a CFA charterholder.

Fiscal product treatment

The fund is established in Luxembourg and is subject to the Luxembourg tax laws and regulations. The fund is not liable to pay any corporation, income, dividend or capital gains tax in Luxembourg. The fund is subject to an annual subscription tax ('tax d'abonnement') in Luxembourg, which amounts to 0.01% of the net asset value of the fund. This tax is included in the net asset value of the fund. The fund can in principle use the Luxembourg treaty network to partially recover any withholding tax on its income.

MSCI disclaimer

Source MSCI. MSCI makes no express or implied warranties or representations and shall have no liability whatsoever with respect to any MSCI data contained herein. The MSCI data may not be further redistributed or used as a basis for other indices or any securities or financial products. This report is not approved, endorsed, reviewed or produced by MSCI. None of the MSCI data is intended to constitute investment advice or a recommendation to make (or refrain from making) any kind of investment decision and may not be relied on as such.

Morningstar

Copyright © Morningstar Benelux. All Rights Reserved. The information contained herein: (1) is proprietary to Morningstar and/or its content providers; (2) may not be copied or distributed; and (3) is not warranted to be accurate, complete or timely. Neither Morningstar nor its content providers are responsible for any damages or losses arising from any use of this information. Past performance is no guarantee of future results. For more information on Morningstar, please refer to www.morningstar.com

Eurosif disclaimer

The European SRI Transparency logo signifies that Robeco commits to provide accurate, adequate and timely information to enable stakeholders, in particular consumers, to understand the Sustainable Responsible Investment (SRI) policies and practices relating to the fund. Detailed information about the European SRI Transparency Code can be found on www.eurosif.org, and information of the SRI policies and practices of the RobecoSAM Smart Materials Equities can be found at: www.robeco.com. The Transparency Code are managed by Eurosif, an independent organisation. The European SRI Transparency Logo reflects the fund manager's commitment as detailed above and should not be taken as an endorsement of any particular company, organisation or individual.



Febelfin disclaimer

The fact that the sub-fund has obtained this label does not mean that it meets your personal sustainability goals or that the label is in line with requirements arising from any future national or European rules. The label obtained is valid for one year and subject to annual reappraisal. For further information on this label, please visit www.towardsustainability.be.



Disclaimer

This document has been carefully prepared by Robeco Institutional Asset Management B.V. (Robeco). The information contained in this publication is based upon sources of information believed to be reliable. Robeco is not answerable for the accuracy or completeness of the facts, opinions, expectations and results referred to therein. Whilst every care has been taken in the preparation of this document, we do not accept any responsibility for damage of any kind resulting from incorrect or incomplete information. This document is subject to change without notice. The value of the investments may fluctuate. Past performance is no guarantee of future results. If the currency in which the past performance is displayed differs from the currency of the country in which you reside, then you should be aware that due to exchange rate fluctuations the performance shown may increase or decrease if converted into your local currency. Unless otherwise stated, performances are i) net of fees based on transaction prices and ii) with dividends reinvested. Please refer to the prospectus and the Key Investor Information Document of the funds for further details. These are available at the Robeco offices or via the www.robeco.com website. The ongoing charges mentioned in this publication express the operational costs including management fee, service fee, tax d'abonnement, depositary fee and bank charges and is the one stated in the fund's latest annual report at closing date. The information contained in this document is solely intended for professional investors under the Dutch Act on the Financial Supervision (Wet financieel toezicht) or persons who are authorized to receive such information under any other applicable laws. Robeco Institutional Asset Management B.V. has a license as manager of UCITS and AIFs from the Netherlands Authority for the Financial Markets in Amsterdam.