

JPMORGAN ETFS (IRELAND) ICAV

Carbon Transition Global Equity (CTB) UCITS ETF

29 November 2022

(A sub-fund of JPMorgan ETFS (Ireland) ICAV, an Irish collective asset-management vehicle constituted as an umbrella fund with segregated liability between sub-funds with registered number C171821 authorised by the Central Bank of Ireland pursuant to the UCITS Regulations).

This Supplement (the “Supplement”) forms part of the Prospectus dated 29 November 2022 (the “Prospectus”) in relation to JPMorgan ETFS (Ireland) ICAV (the “ICAV”) for the purposes of the UCITS Regulations. This Supplement should be read in the context of, and together with, the Prospectus and contains information relating to the JPMorgan ETFS (Ireland) ICAV – Carbon Transition Global Equity (CTB) UCITS ETF (the “Sub-Fund”) which is a separate sub-fund of the ICAV.

The Sub-Fund is an Index Tracking Sub-Fund.

Prospective investors should review this Supplement and the Prospectus carefully and in their entirety and consider the risk factors set out in the Prospectus and in this Supplement before investing in this Sub-Fund. If you are in any doubt about the contents of this Supplement, you should consult your stockbroker, bank manager, solicitor, accountant and/or financial adviser.

The Directors, as listed in the “*Management*” section of the Prospectus accept responsibility for the information contained in this Supplement. To the best of the knowledge and belief of the Directors (who have taken all reasonable care to ensure that such is the case) the information contained in this Supplement is in accordance with the facts and does not omit anything likely to affect the import of such information.

Unless otherwise defined herein or unless the context otherwise requires, all defined terms used in this Supplement shall bear the same meaning as in the Prospectus.

Base Currency	US Dollar.
Dealing Deadline	16:30 hrs (UK time) on the Business Day immediately prior to each Dealing Day.
EU Climate Benchmarks Regulation	Regulation (EU) 2019/2089 of the European Parliament and of the Council of 27 November 2019 amending Regulation (EU) 2016/1011 as regards EU Climate Transition Benchmarks, EU Paris-aligned Benchmarks and sustainability-related disclosures for benchmarks.
Index	JPMorgan Asset Management Carbon Transition Global Equity Index.
Index Provider	J.P. Morgan Investment Management Inc.
Index Calculation Agent	Solactive AG.
Investment Manager	JPMorgan Asset Management (UK) Limited, 60 Victoria Embankment, London EC4Y 0JP, the United Kingdom, whose business includes the provision of investment management services.
Minimum Subscription Amount	100,000 Shares (for in specie subscriptions) or cash equivalent (for cash subscriptions).
Minimum Redemption Amount	100,000 Shares (for in specie redemptions) or cash equivalent (for cash redemptions).
Paris Agreement	The Paris Agreement is an agreement among the leaders of over 180 countries to reduce greenhouse gas emissions and limit the global temperature increase to below 2 degrees Celsius (3.6 F) above pre-industrial levels by the year 2100.
Settlement Deadline	Appropriate cleared subscription monies / securities must be received by the second Business Day after the Dealing Day, or such later date as may be determined by the ICAV and notified to Shareholders from time to time.
Valuation	The Net Asset Value per Share is calculated in accordance with the “ <i>Determination of Net Asset Value</i> ” section of the Prospectus, using the same prices as the Index: closing mid-market pricing, or where available, last traded prices.
Valuation Point	Close of business on each Business Day on the market that closes last on the relevant Business Day and on which the relevant security or investment is traded.
Website	www.jpmorganassetmanagement.ie

INVESTMENT OBJECTIVE AND STRATEGY

Investment Objective. The Sub-Fund seeks to provide returns that correspond to those of its Index.

Investment Policy. The Sub-Fund aims to track the performance of the Index (or such other index determined by the Directors from time to time as being able to track substantially the same market as the Index) as closely as possible, regardless of whether the Index level rises or falls, while seeking to minimise as far as possible the tracking error between the Sub-Fund's performance and that of the Index.

J.P. Morgan Investment Management Inc., an affiliate of the Management Company, serves as Index Provider. The Index is independently managed from the management of the Sub-Fund and is calculated and published by the Index Calculation Agent.

The Index is comprised of large and mid-capitalisation equity securities issued in developed markets globally (the “**Index Securities**”). The components of the Index are selected from the components of the MSCI World Index (the “**Investable Universe**”) in accordance with the Index's rules-based methodology which is summarised below. The constituents of the Index and geographical exposure of Index Securities may be subject to change over time. The Index rebalances on a quarterly basis (as referred to under “*Index Tracking Risk*” in the Prospectus). Further details on the Index, including its methodology, components and performance, are available at <https://www.solactive.com/indices/?se=1&index=DE000SL0BE72>, and further details on the Investable Universe, including its components and performance, are available at <http://www.msci.com>.

The Index aims to meet the requirements for EU Climate Transition Benchmarks as defined in the EU Climate Benchmarks Regulation and provide lower carbon emission exposure relative to the Investable Universe with a view to achieving the long-term global warming objectives of the Paris Agreement. In particular, the Index aims to achieve a reduction of the greenhouse gas intensity of the Index of at least 7% on average per annum and an overall reduction of the greenhouse gas intensity of the Index compared to the Investable Universe of at least 30%. Greenhouse gas intensity means greenhouse gas emissions divided by enterprise value including cash.

The Index is designed to capture the performance of companies which have been identified through its rules-based process as best positioned to benefit from a transition to a low carbon economy by effectively managing their emissions, resources and climate-related risks. The Index applies this rules-based non-financial analysis process to all Index Securities as further described below. At least 80% of the Index will qualify as sustainable investments, as defined under the SFDR.

Index construction

The Index methodology applies values and norms based screening to implement exclusions including, for example, identifying issuers that are involved in the manufacturing of controversial weapons (such as cluster munitions, depleted uranium ammunition and armour or anti-personnel mines), thermal coal and tobacco among others. Values based screening assesses issuers against key environmental, social and governance (“ESG”) values, such as environmental damage and production of controversial weapons, while norms based screening assesses issuers against internationally accepted principles

such as the UN Global Compact. To support this screening, the Index Provider relies on third party provider(s) who identify an issuer's participation in or the revenue which they derive from activities that are inconsistent with the values and norms based screens.

The Index fully excludes companies that are involved with certain industries (such as controversial weapons, white phosphorus and nuclear weapons) to any extent and issuers with severe violations of the [UN Global Compact](#). For certain other industries the Index applies maximum percentage thresholds on revenue or production which are derived from certain industries (such as conventional weapons, tobacco production, thermal coal and revenue from the nuclear weapons industry), above which issuers are also excluded. Further details on the screening process, including revenue thresholds, can be found in the Index methodology.

The Index then uses a three-step, rules based approach. First, the regional and sector weights are allocated in accordance with the Investable Universe. Second, all remaining eligible companies are evaluated through the use of the Index Provider's proprietary research and third party data and allocated an aggregate score derived from the following three scores: (i) emissions score (how effectively the company is managing emissions on site, as well as through its provision of products and services), (ii) resource management score (how effectively the company is managing the resources which it consumes such as electricity, water and waste), and (iii) risk management score (how effectively the company is managing its physical risks and reputational risks). Finally, the companies are re-weighted relative to the weights that they have in the Investable Universe based on their aggregate score, leading to companies with higher scores having a higher weighting in the Index and similarly those with lower scores having a lower weighting in the Index.

The Sub-Fund will aim to replicate the Index by holding all of the Index Securities in a similar proportion to their weighting in the Index. However, where full replication of the Index is not reasonably possible (for example as a result of the number of securities or the illiquidity of certain securities within the Index), the Sub-Fund will use an optimisation methodology to select Index Securities in order to build a representative portfolio that provides a return that is comparable to that of the Index. Consequently, the Sub-Fund may over certain periods only hold a certain sub-set of the Index Securities. Further information on the use of optimisation methodology can be found under "*Index Tracking Sub-Funds*" in the "*Investment Objectives and Policies*" section of the Prospectus.

The Sub-Fund may hold securities which are not constituents of the Index where such securities provide similar exposure and risk profiles to the relevant Index Securities.

The Sub-Fund has sustainable investment as its objective and invests at least 80% of assets, excluding cash, cash equivalents, money market funds and financial derivative instruments for efficient portfolio management, in sustainable investments, as defined under the SFDR and based on the Investment Manager's scoring methodology.

The Sub-Fund systematically includes ESG criteria in investment analysis and investment decisions on at least 90% of securities purchased (excluding cash).

The Sub-Fund may invest in assets denominated in any currency and currency exposure will not typically be hedged.

Instruments / Asset Classes. The Sub-Fund will invest primarily in equity securities issued by large and mid-capitalisation companies in developed markets, which may include common stocks, preferred stocks and depositary receipts. The Sub-Fund will invest primarily in securities listed or traded on Recognised Markets globally.

The Sub-Fund may hold ancillary liquid assets (deposits, certificates of deposit, commercial paper and money market funds) in accordance with the UCITS Regulations.

The Sub-Fund will not invest more than 10% of its Net Asset Value in other regulated, open-ended collective investment schemes, including ETFs and money market funds, as described under “*Investment in Other Collective Investment Schemes*” in the “*Investment Objectives and Policies*” section of the Prospectus.

Use of FDI and Risk Management. In addition, the Sub-Fund may, for efficient portfolio management purposes, use financial derivative instruments (“**FDI**”) primarily to manage the Sub-Fund’s cash balances or cash flows or hedge specific risks. Any use of FDI by the Sub-Fund shall be limited to (i) index futures in respect of UCITS eligible equity indices (ii) forward foreign exchange contracts (including non-deliverable forwards); and (iii) warrants. FDI are described under “Use of Financial Derivative Instruments” in the “Investment Objectives and Policies” section of the Prospectus.

For information in relation to the difficulties associated with tracking indices, please refer to “*Index Tracking Risk*” in the “*Risk Information*” section of the Prospectus. It is currently anticipated that the tracking error of the Sub-Fund will be up to 100 bps under normal market conditions. The causes of tracking error can include but are not limited to the following: holdings/size of the Sub-Fund, cash flows, such as any delays in investing subscription proceeds into the Sub-Fund or realising investments to meet redemptions, fees and the frequency of rebalancing against the Index.

Portfolio Holding Disclosure Policy. The Sub-Fund will publicly disclose its complete holdings on a daily basis. Details of the Sub-Fund’s holdings and full disclosure policy may be found on the Website.

Fund Classification – German Investment Tax Act. The Sub-Fund intends to qualify as an “Equity Fund” in accordance with the partial exemption regime and will invest more than 50% of its Net Asset Value on a continuous basis directly in equities as defined in the German Investment Tax Act.

INVESTMENT RISKS

The value of your investment may fall as well as rise and you may get back less than you originally invested.

The value of equities may go down as well as up in response to the performance of individual companies and general market conditions, sometimes rapidly or unpredictably. If a company goes through bankruptcy or a similar financial restructuring, its shares in issue typically lose most or all of their value.

Since the instruments held by the Sub-Fund may be denominated in currencies other than the Base Currency, the Sub-Fund may be affected unfavourably by exchange control regulations or fluctuations

in currency rates. For this reason, changes in currency exchange rates can affect the value of the Sub-Fund's portfolio and may impact the value of the Shares.

The exclusion of companies that do not meet certain ESG criteria from the Sub-Fund's Investable Universe, through the screening performed as part of the index methodology described above, may cause the Sub-Fund to perform differently compared to similar funds that do not have such a policy.

To the extent that the Sub-Fund uses FDI, the risk profile and the volatility of the Sub-Fund may increase. That notwithstanding, the risk profile of the Sub-Fund is not expected to significantly deviate from that of the Index as a result of its use of FDI. For information in relation to risks associated with the use of FDI, please refer to "*Derivative Risks*" in the "*Risk Information*" section of the Prospectus.

The Sub-Fund is not expected to track the performance of the Index at all times with perfect accuracy. The Sub-Fund is, however, expected to provide investment results that, before expenses, generally correspond to the price and yield performance of the Index.

Further information about risks can be found in the "Risk Information" section of the Prospectus.

INVESTOR PROFILE

The Sub-Fund is intended for long-term investment. Investors should understand the risks involved, including the risk of losing all capital invested and must evaluate the Sub-Fund objective and risks in terms of whether they are consistent with their own investment goals and risk tolerances. The Sub-Fund is not intended as a complete investment plan.

Typical investors in the Sub-Fund are expected to be those who seek exposure to the markets covered by the Index with values and norms based screening of the Investable Universe and seek to invest in companies best positioned to benefit from a transition to a low carbon economy.

SUBSCRIPTIONS – PRIMARY MARKET

Accumulating Share Classes and Distributing Share Classes are available for subscription in the Sub-Fund in an unhedged USD denominated class and in Currency Hedged Share Classes denominated in any currency listed in the "*Classes of Shares*" section of the Prospectus. Currency Hedged Share Classes are available to launch at the discretion of the Management Company. Following the Closing Date, a complete list of Share Classes which have been launched in the Sub-Fund may be obtained from the Website, the registered office of the ICAV or the Management Company.

Shares that have not been launched as of the date of this Supplement will be available from 9 am (UK time) on 30 November 2022 to 4 pm (UK time) on 29 May 2023 or such earlier or later date as the Directors may determine (the "**Offer Period**"). During the Offer Period, the Initial Offer Price is expected to be approximately USD 25 per Share (together with any applicable Duties and Charges) or its equivalent in the class currency of the relevant Share Class. The actual Initial Offer Price per Share for all Classes may vary from its estimated price depending on movements in the value of the securities between the date of this Supplement and the date that the Offer Period closes. The actual Initial Offer Price per Share will be available from the Administrator and on the Website following the Closing Date.

After the Closing Date, and, in respect of Share Classes that have been already launched, from the date of this Supplement, Shares will be issued on each Dealing Day at the appropriate Net Asset Value per Share with an appropriate provision for Duties and Charges in accordance with the provisions set out below and in the Prospectus. Investors may subscribe for Shares for cash or in kind in respect of each Dealing Day by making an application by the relevant Dealing Deadline in accordance with the requirements set out in this section and in the “*Purchase and Sale Information*” section of the Prospectus. Consideration in the form of cleared subscription monies/securities must be received by the applicable Settlement Deadline. Subscription applications may be made on any Business Day and will be processed in line with the next applicable Dealing Deadline following receipt.

Currency Hedged Share Classes will use the Portfolio Hedge methodology. Please refer to the “*Currency Hedging at Share Class Level*” section in the “*Investment Objectives and Policies*” section of the Prospectus and “*Currency Hedged Share Classes*” section in the “*Risk Information*” section of the Prospectus for further information on Currency Hedged Share Classes.

REDEMPTIONS – PRIMARY MARKET

Shareholders may effect a redemption of Shares on any Dealing Day at the appropriate Net Asset Value per Share, subject to an appropriate provision for Duties and Charges, provided that a valid redemption request from the Shareholder is received by the Management Company by the relevant Dealing Deadline in respect of the Dealing Day, in accordance with the provisions set out in this section and at the “*Purchase and Sale Information*” section of the Prospectus. Settlement will normally take place within two Business Days of the Dealing Day but may take longer depending on the settlement schedule of the underlying markets. In any event, settlement will not take place later than 10 Business Days from the Dealing Deadline. Redemption requests may be made on any Business Day and will be processed in line with the next applicable Dealing Deadline following receipt.

FEES AND EXPENSES

The TER for all Share Classes will be up to 0.19% per annum of the Net Asset Value.

Further information in this respect is set out in the “*Fees and Expenses*” section of the Prospectus.

DISTRIBUTIONS

Accumulating Share Classes and Distributing Share Classes are available in the Sub-Fund. With respect to Distributing Share Classes, the Sub-Fund intends to distribute quarterly in accordance with the provisions set out in the “*Distributions*” section of the Prospectus.

LISTING

Shares have been admitted to the Official List and to trading on the Euronext Dublin. Shares may also be admitted to trading on other Listing Stock Exchanges as specified on the Website.

INDEX DISCLAIMERS

J.P. Morgan Investment Management Inc.

All information provided in this document regarding the Index is provided for informational purposes only and nothing in this document constitutes, or forms part of, an offer to issue or sell, or any solicitation of any offer to subscribe, purchase or sell any securities or other financial product or participate in any transaction. Furthermore, nothing in this document should be construed as a recommendation to adopt any investment strategy or as legal, tax, regulatory or accounting advice. J.P. Morgan Investment Management Inc. (“JPMIM”) expressly disclaims any responsibility for the veracity, currency, completeness or accuracy of any of the Index or any information provided in connection with the Index or any use to which such information is put.

This document is not intended to provide the full details of the Index and should be regarded as illustrative only. Persons interested in the Index should refer to the Index rules for a complete description of the rules and operating methodology. No person should make an evaluation of the advantages and disadvantages of entering into any transaction referencing the Index on the basis of this document. Such evaluation should be made solely on the basis of the information contained in the relevant final transaction documents when available and the Index rules.

No one may reproduce or disseminate the information contained in this document without the prior written consent of JPMIM. These materials are not intended for distribution to, or use by any person or entity in any jurisdiction or country where such distribution or use would be contrary to law or regulation.

MSCI

The MSCI World Index was used by JPMorgan Asset Management as the reference universe for selection of the companies included in the Index. MSCI does not in any way sponsor, support, promote or endorse the Index. MSCI was not and is not involved in any way in the creation, calculation, maintenance or review of the Index. The MSCI World Index was provided on an “as is” basis. MSCI, each of its affiliates and each other person involved in or related to compiling, computing or creating the MSCI World Index (collectively, the “MSCI Parties”) expressly disclaim all warranties (including, without limitation, any warranties of originality, accuracy, completeness, timeliness, non-infringement, merchantability and fitness for a particular purpose). Without limiting any of the foregoing, in no event shall any of the MSCI Parties have any liability for any direct, indirect, special, incidental, punitive, consequential (including, without limitation, lost profits) or any other damages in connection with the MSCI World Index or the Index.

Solactive AG

The Guideline and the policies and methodology documents referenced herein contain the underlying principles and rules regarding the structure and operation of the Index. Solactive does not offer any explicit or tacit guarantee or assurance, neither pertaining to the results from the use of the Index nor the level of the Index at any certain point in time nor in any other respect. Solactive strives to the best of its ability to ensure the correctness of the calculation. There is no obligation for Solactive – irrespective of possible obligations to issuers – to advise third parties, including investors and/or financial intermediaries, of any errors in the Index. The publication of the Index by Solactive does not constitute a recommendation for capital investment and does not contain any assurance or opinion of Solactive regarding a possible investment in a financial instrument based on this Index.

Product name: JPMorgan ETFs (Ireland) ICAV - Carbon Transition Global Equity (CTB) UCITS ETF

Legal entity identifier: 549300ENCAXRITUVOS15

Sustainable investment objective

Sustainable investment means an investment in an economic activity that contributes to an environmental or social objective, provided that the investment does not significantly harm any environmental or social objective and that the investee companies follow good governance practices.

The **EU Taxonomy** is a classification system laid down in Regulation (EU) 2020/852, establishing a list of **environmentally sustainable economic activities**. That Regulation does not lay down a list of socially sustainable economic activities. Sustainable investments with an environmental objective might be aligned with the Taxonomy or not.

●●

☒

Yes

●○

☐

No

☒ It will make a minimum of **sustainable investments with an environmental objective: 80.00%**

☐ in economic activities that qualify as environmentally sustainable under the EU Taxonomy

☒ in economic activities that do not qualify as environmentally sustainable under the EU Taxonomy

☐ It will make a minimum of **sustainable investments with a social objective __%**

☐ It **promotes Environmental/Social (E/S) characteristics** and while it does not have as its objective a sustainable investment, it will have a minimum proportion of __% of sustainable investments

☐ with an environmental objective in economic activities that qualify as environmentally sustainable under the EU Taxonomy

☐ with an environmental objective in economic activities that do not qualify as environmentally sustainable under the EU Taxonomy

☐ with a social objective

☐ It promotes E/S characteristics, but **will not make any sustainable investments**

What is the sustainable investment objective of this financial product?

The Sub-Fund's sustainable investment objective is to provide lower carbon emission exposure relative to the MSCI World Index (the "Investable Universe") with a view to achieving the long-term global warming objectives of the Paris Agreement.

The Sub-Fund aims to achieve this objective by tracking the performance of the Solactive J.P.Morgan Asset Management Carbon Transition Global Equity Index (the "Index") as closely as possible. The Index aims to meet the requirements for EU Climate Transition Benchmarks as defined in the EU Climate Benchmarks Regulation and provide lower carbon emission exposure relative to the Investable Universe.

The Index is designed to capture the performance of companies which have been identified through its rules-based process as best positioned to benefit from a transition to a low carbon economy by effectively managing their emissions, resources and climate-related risks whilst achieving a reduction of the greenhouse gas intensity of the Index of at least 7% on average per annum and an overall reduction of the greenhouse gas intensity of the Index compared to the Investable Universe of at least 30%.

● What sustainability indicators are used to measure the attainment of the sustainable investment objective of this financial product?

The primary sustainability indicator used to measure the attainment of the sustainable investment objective is the overall weighted carbon intensity of the portfolio, as defined by its Weighted-Average Carbon Intensity ("WACI"). This is the weighted sum of the Enterprise Value Including Cash adjusted Green House Gas emissions of the underlying constituents of the portfolio.

- Carbon Transition Score: this metric assesses a company's alignment to the move towards a lower carbon economy by aggregating a broad range of underlying metrics covering emissions, resource management and risk management; and
- Company Level Carbon intensity, based on Scope 1, 2 and 3 GHG emissions.

In order to qualify as a Sustainable Investment a security must meet a predefined threshold in relation to the aggregate score relative to the Investable Universe, in relation to either of the two indicators referenced directly above.

JPMORGAN ETFS (IRELAND) ICAV \- CARBON TRANSITION GLOBAL EQUITY (CTB) UCITS ETF 1

● **How do sustainable investments not cause significant harm to any environmental or social sustainable investment objective?**

All companies in the Index have been subject to a screening process that identifies and excludes the worst offending companies in relation to certain environmental considerations such as climate change, protection of water and marine resources, transition to a circular economy, pollution and protection of biodiversity and ecosystems. The methodology also applies a screen to align with the OECD Guidelines for Multinational Enterprises and the UN Guiding Principles on Business and Human Rights as provided for under the Minimum Safeguards in the EU Taxonomy Regulation.

Principal adverse impacts are the most significant negative impacts of investment decisions on sustainability factors relating to environmental, social and employee matters, respect for human rights, anticorruption and antibribery matters.

● ***How have the indicators for adverse impacts on sustainability factors been taken into account?***

The indicators for adverse impacts on sustainability factors in Table 1 of Annex 1 and certain indicators, as determined by the Investment Manager, in Tables 2 and 3 of Annex 1 of the EU SFDR Regulatory Technical Standards have been taken into account as further described below. The Investment Manager either uses the metrics in the EU SFDR Regulatory Technical Standards, or where this is not possible due to data limitations or other technical issues, it uses a representative proxy. The Investment Manager consolidates the consideration of certain indicators into a “primary” indicator as set out further below and it may use a broader set of indicators than referenced below.

The relevant indicators in Table 1 of Annex 1 of the EU SFDR Regulatory Technical Standards consist of 9 environmental and 5 social and employee related indicators. The environmental indicators are listed at 1-9 and relate to green-house gas emissions (1-3), exposure to fossil fuel, share of non-renewable energy consumption and production, energy consumption intensity, activities negatively affecting biodiversity sensitive areas, emissions to water and hazardous waste (4-9 respectively).

Indicators 10 – 14 relate to a company’s social and employee matters and cover violations of UN Global Compact principles and OECD Guidelines for Multinational Enterprises, lack of processes and compliance mechanisms to monitor compliance with UN Global Compact principles, unadjusted gender pay gap, Board gender diversity and exposure to controversial weapons (antipersonnel mines, cluster munitions, chemical weapons and biological weapons) respectively.

The Investment Manager’s approach includes quantitative and qualitative aspects to take the indicators into account. It uses particular indicators for screening, seeking to exclude companies that may cause significant harm. In addition to screening and engagement, the Investment Manager reviews, currently quarterly, all Table 1 indicators and select indicators from Tables 2 and 3 in respect of a peer group comparison.

The data needed to take the indicators into account, where available, may be obtained from investee companies themselves and/or supplied by third party service providers (including proxy data). Data inputs that are self-reported by companies or supplied by third-party providers may be based on data sets and assumptions that may be insufficient, of poor quality or contain biased information. The Investment Manager cannot guarantee the accuracy or completeness of such data.

Screening

Certain of the indicators are taken into account through values and norms-based screening to implement exclusions. These exclusions take into account indicators such as 10 and 14 in relation to UN Global Compact principles and OECD Guidelines for Multinational Enterprises and controversial weapons.

The Investment Manager also applies a purpose built screen. Due to certain technical considerations, such as data coverage in respect of specific indicators, the Investment Manager either applies the specific indicator per Table 1 or a representative proxy, as determined by the Investment Manager to screen investee companies in respect of the relevant environmental or social & employee matters. For example, greenhouse gas emissions are associated with several indicators and corresponding metrics in Table 1, such as greenhouse gas emissions, carbon footprint and greenhouse gas intensity (indicators 1-3). The Investment Manager currently uses greenhouse gas intensity data (indicator 3), data in respect of non-renewable energy consumption and production (indicator 5) and data on energy consumption intensity (indicator 6) to perform its screening in respect of greenhouse gas emissions.

In connection with the purpose built screening and in respect of activities negatively affecting biodiversity sensitive areas and the emissions to water (indicators 7 and 8), due to data limitations, the Investment Manager uses a third party representative proxy rather than the specific indicators per Table 1. The Investment Manager also takes into account indicator 9 in relation to hazardous waste in respect of the purpose built screen.

Engagement

In addition to screening out certain companies as described above, the Investment Manager engages on an ongoing basis with selected underlying investee companies. A subset of the indicators will be used, subject to certain technical considerations such as data coverage, as the basis for engaging with selected underlying investee companies in accordance with the approach taken by the Investment Manager on stewardship and engagement. The indicators currently used in respect of such engagement include indicators 3, 5 and 13 in relation to greenhouse gas intensity, share of non-renewable energy and board gender diversity from Table 1. It also uses indicators 2 in Table 2 and 3 in Table 3 in relation to emissions or air pollutants and number of days lost to injuries, accidents, fatalities or illness.

● ***How are the sustainable investments aligned with the OECD Guidelines for Multinational Enterprises and the UN Guiding Principles on Business and Human Rights? Details:***

The methodology applies a screen to align with the OECD Guidelines for Multinational Enterprises and the UN Guiding Principles on Business and Human Rights as provided for under the Minimum Safeguards in the EU Taxonomy Regulation. Third party data is used to identify violators and prohibit relevant investments in these issuers.



Does this financial product consider principal adverse impacts on sustainability factors?

☒ Yes, The Sub-Fund considers principal adverse impacts on sustainability factors through values and norms based screening to implement exclusions and active engagement with select investee companies.

The Sub-Fund uses a comprehensive range of indicators from Annex I of the EU SFDR Regulatory Technical Standards in respect of such screening. It uses indicators 1-14 in table 1 of this Annex which covers adverse sustainability impacts such as violations of the UN Global Compact, controversial weapons, GHG intensity, share of non renewable energy consumption and production, energy consumption and hazardous waste. It also considers select indicators in tables 2 and 3.

A subset of the above mentioned Adverse Sustainability Indicators will be used in respect of the screening and to identify a target list of issuers held to engage with based on their PAI performance. If engagement is not successful in improving on PAIs, investments in these companies may be reduced in size or the issuers may be sold and excluded indefinitely.

Further information can be found in future annual reports in respect of the Sub-Fund and under "Approach to EU MiFID Sustainability Preferences" on www.jpmorganassetmanagement.lu

☐ No



What investment strategy does this financial product follow?

The investment strategy guides investment decisions based on factors such as investment objectives and risk tolerance.

The Sub-Funds strategy can be considered in respect of its general investment approach and ESG approach as follows:

Investment approach

- Seeks to replicate the Index by holding all of the Index Securities in a similar proportion to their weighting in the Index.
- The Index is designed to capture the performance of companies which have been identified through its rules-based process as best positioned to benefit from a transition to a low carbon economy by effectively managing their emissions, resources and climate-related risks.

ESG approach: Thematic

- Excludes certain sectors, companies / issuers or practices based on specific values or norms based criteria.
- Objective to deliver a sustainability related theme with intentional environmental outcome.
- At least 80% of assets to be invested in Sustainable Investments.
- All issuers / companies follow good governance practices.

Please refer to the Sub-Fund Supplement for further detail.

● What are the binding elements of the investment strategy used to select the investments to attain the sustainable investment objective?

The Index must meet the requirements for EU Climate Transition Benchmarks as defined in the EU Climate Benchmarks Regulation.

The Index methodology is binding in its design to capture the performance of companies which have been identified through its rules-based process as best positioned to benefit from a transition to a low carbon economy by effectively managing their emissions, resources and climate-related risks whilst achieving a reduction of the greenhouse gas intensity of the Index of at least 7% on average per annum and an overall reduction of the greenhouse gas intensity of the Index compared to the Investable Universe of at least 30%. It is binding that the Sub-Fund seeks to replicate the Index by holding all of the Index Securities in a similar proportion to their weighting in the Index.

It is also binding that all companies in the portfolio follow good governance practices.

● What is the policy to assess good governance practices of the investee companies?

The Index rules exclude known violators of good governance practices. Specifically, the strategy utilises a third party database to identify and exclude companies that have demonstrable issues in relation to in relation to sound management, employee relations, remuneration of staff or tax compliance.


Good governance practices include sound management structures, employee relations, remuneration of staff and tax compliance.



What is the asset allocation and the minimum share of sustainable investments?

Asset allocation describes the share of investments in specific assets.

The Sub-Fund aims to track the performance of the Index as closely as possible. At least 80% of the Index will qualify as sustainable investments, as defined under the SFDR. Ancillary cash, cash equivalents, money market funds and derivatives for EPM are not included in the % of assets set out in the table below. These holdings fluctuate depending on investment flows and are ancillary to the investment policy with minimal or no impact on investment operations.



● **How does the use of derivatives attain the sustainable investment objective?**

Derivatives are not used to attain the environmental or social characteristics promoted by the Sub-Fund.



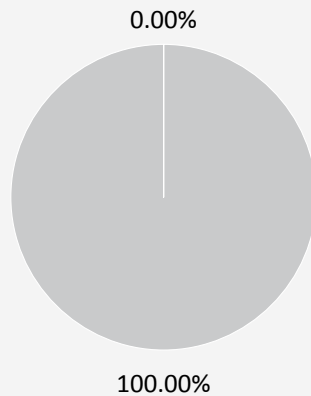
To what minimum extent are sustainable investments with an environmental objective aligned with the EU Taxonomy?

Taxonomy-aligned activities are expressed as a share of:

- **turnover** reflecting the share of revenue from green activities of investee companies
- **capital expenditure** (CapEx) showing the green investments made by investee companies, e.g. for a transition to a green economy.
- **operational expenditure** (OpEx) reflecting green operational activities of investee companies.

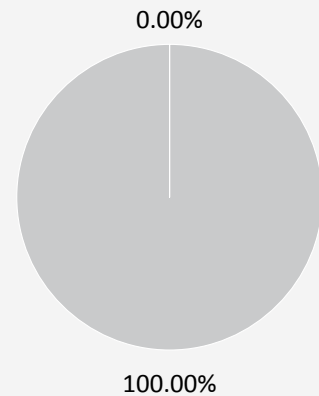
The two graphs below show in blue the minimum percentage of investments that are aligned with the EU Taxonomy. As there is no appropriate methodology to determine the Taxonomy-alignment of sovereign bonds*, the first graph shows the Taxonomy-alignment in relation to all the investments of the financial product including sovereign bonds, while the second graph shows the Taxonomy-alignment only in relation to the investments of the financial product other than sovereign bonds.

1. Taxonomy-alignment of investments including sovereign bonds*



■ Taxonomy-aligned ■ Other investments

2. Taxonomy-alignment of investments excluding sovereign bonds*



■ Taxonomy-aligned ■ Other investments

* For the purpose of these graphs, 'sovereign bonds' consist of all sovereign exposures

The Sub-Fund invests at least 80% of assets in Sustainable Investments, however, 0% of assets are committed to Sustainable Investments with an environmental objective aligned with the EU Taxonomy.

Enabling activities directly enable other activities to make a substantial contribution to an environmental objective.

Transitional activities are activities for which low-carbon alternatives are not yet available and among others have greenhouse gas emission levels corresponding to the best performance.

What is the minimum share of investments in transitional and enabling activities?

The Sub-Fund invests at least 80% of assets in Sustainable Investments, however, 0% of assets are committed to Sustainable Investments with an environmental objective aligned with the EU Taxonomy. Accordingly, 0% of assets are committed to transitional and enabling activities.



What is the minimum share of sustainable investments with an environmental objective that are not aligned with the EU Taxonomy?

The Sub-Fund will invest at least 80% of assets in Sustainable Investments with an environmental objective that are not aligned with the EU Taxonomy.



are environmentally sustainable investments that **do not take into account the criteria** for environmentally sustainable economic activities under the EU Taxonomy.



What is the minimum share of sustainable investments with a social objective?

The Sub-Fund will invest at least 80% of assets in Sustainable Investments with an environmental objective that are not aligned with the EU Taxonomy.



What investments are included under “#2 Not sustainable”, what is their purpose and are there any minimum environmental or social safeguards?

The investments in this category will comprise companies that do not meet a minimum aggregate score in relation to a threshold set by the Investment Manager. The scoring is based on the Index inclusion methodology as set out in the answer above to the question “What sustainability indicators are used to measure the attainment of the sustainable investment objective of this financial product”.

This category may also include investments required to facilitate other characteristics or binding constraints in relation to the Index, such as minimum exposures to high impact sectors.



Is a specific index designated as a reference benchmark to meet the sustainable investment objective?

Reference benchmarks are indexes to measure whether the financial product attains the sustainable investment objective.

- **How does the reference benchmark take into account sustainability factors in a way that is continuously aligned with the sustainable investment objective?**

The Index must meet the requirements for EU Climate Transition Benchmarks as defined in the EU Climate Benchmarks Regulation.

- **How is the alignment of the investment strategy with the methodology of the index ensured on a continuous basis?**

The Sub-Fund will aim to replicate the Index by holding all of the Index Securities in a similar proportion to their weighting in the Index. However, where full replication of the Index is not reasonably possible (for example as a result of the number of securities or the illiquidity of certain securities within the Index), the Sub-Fund will use an optimisation methodology to select Index Securities in order to build a representative portfolio that provides a return that is comparable to that of the Index. Consequently, the Sub-Fund may over certain periods only hold a certain sub-set of the Index Securities

- **How does the designated index differ from a relevant broad market index?**

The Index applies this rules-based non-financial analysis process to select components from a broad market index, the MSCI World Index. The Index is designed to capture the performance of companies which have been identified through its rules-based process as best positioned to benefit from a transition to a low carbon economy by effectively managing their emissions, resources and climate-related risks.

- **Where can the methodology used for the calculation of the designated index be found?**

Details on the Index, including its methodology, components and performance, are available at <https://www.solactive.com/indices/?se=1&index=DE000SLOBE72>, and further details on the Investable Universe, including its components and performance, are available at <https://www.msci.com>



Where can I find more product specific information online?

More product-specific information can be found on the website: www.jpmorganassetmanagement.lu