

AZ BOND INFLATION LINKED

LU2168561046

SHARE CLASS: AINST EURO (ACC)

Unless otherwise stated, all data as of the end of April 2024



FUND OVERVIEW

The Fund's investment objective is to provide a combination of income generation and capital appreciation by investing in a diversified portfolio of inflation-linked and/or floating rate debt securities issued by governments, supranational institutions and/or governmental authorities and/or companies mainly located in developed countries, limiting the exposure to sub-investment grade securities up to 40%. Derivatives, ETFs and other UCIs might be used for tactical reasons and hedging purposes. The Fund's base currency is EUR. The currency exposure is not systematically hedged.

KEY FACTS

Fund Category	Fixed Income
Fund Sub-Category	Thematic
Fund Launch Date	2020
Share Class Launch Date	2020
Fund Base Currency	EUR
Share Class Currency	EUR
Management Style	Active
Domicile	Luxembourg
Fund Type	UCITS
ISIN	LU2168561046
Bloomberg Ticker	ABILAIE LX Equity
Investor Type	Institutional
NAV Frequency	Daily
AUM	EUR 121 mln

GROWTH OF HYPOTHETICAL 1,000



Performances are displayed in the reference currency of the unit class, and is calculated on the basis of the Net Asset Value (NAV). The NAV is net of all fees, excluding only the commissions and costs incurred on the issue and redemption of units, or any taxes that may be levied. Past performance is not an indicator of current or future results.

PORTFOLIO MANAGERS & ADVISORS

Nicolo' Bocchin (Dubai)

TOP TEN HOLDINGS

NEW ZEALAND I/L 3% 13-20/09/2030	7.9%
AUSTRALIAN I/L 2.5% 10-20/09/2030	7.2%
ITALY BTPS I/L 1.25% 15-15/09/2032	6.0%
AUSTRALIAN GOVT. 0.25% 21-21/11/2032	5.6%
CANADA GOVT I/L 4% 99-01/12/2031	5.3%
ITALY BTPS 0.4% 19-15/05/2030	5.1%
US TSY INFL IX N/B 0.75% 12-15/02/2042	4.8%
COLOMBIA REP OF 2.25% 19-18/04/2029	4.8%
BONOS TESORERIA 1.5% 15-01/03/2026	4.7%
FLAT	4.7%
ITALY BTPS I/L 0.15% 21-15/05/2051	4.5%

ESG OVERVIEW

Overall ESG Rating



HISTORICAL PERFORMANCE

2019	2020	2021	2022	2023	YTD
	-0.22%	3.03%	-1.48%	3.89%	-3.10%

The figures shown relate to past performance. Past performance is not a reliable indicator of current or future results and should not be the sole factor of consideration when selecting a product or strategy.

ROLLING PERIOD PERFORMANCE

1M	3M	6M	1Y	3Y	5Y
-2.95%	-2.99%	3.43%	-0.47%	0.39%	

Share Class performance is calculated on the Net Asset Value (NAV) basis, with income reinvested, net of fees.

KEY RISKS

High Yield Risk: Risks associated with investing in high-yield bonds. Some high-yield bonds, with Ba1 or BB+ ratings, and with lower ratings from Moody's or Standard and Poor's respectively, are highly speculative and involve greater risks, including price volatility, compared to high-quality bonds. As a result, their payment of capital and interest may be questionable.

Interest Rate Risk: Risks that the value of fixed-income securities will vary inversely to interest rate fluctuations.

Credit Risk: Risks associated with issuers of debt securities, even those with a very high rating, may not be able to make payments to investors, or the fear associated with this risk may result in a decrease in the value of their debt securities.

For full disclosures on all key risks, please refer to the Key Investor Information Document (KID).

FEES AND CHARGES

Max Entry Fees	2.00%
Management Fees	0.80%
Max Exit Fees	0%
Performance Fees	No

FIXED INCOME METRICS

Portfolio Yield To Maturity (EUR)	3.88%
Portfolio Duration	6.17
Average Credit Rating	A

SYNTHETIC RISK & REWARD INDICATOR

Synthetic risk and reward indicator based on the volatility of the share class of the previous 5 years.

1	2	3	4	5	6	7
---	---	---	---	---	---	---

For more details, please refer to the Key Investor Information Document (KID).

AZ BOND INFLATION LINKED

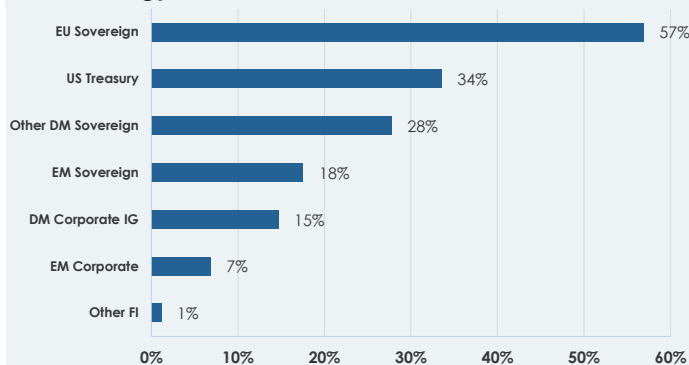
LU2168561046

SHARE CLASS: AINST EURO (ACC)

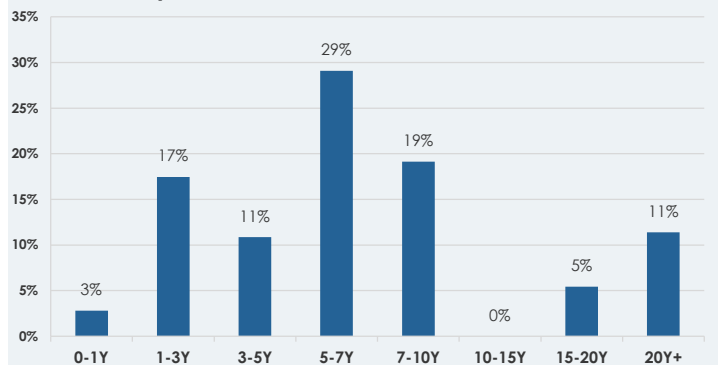
Unless otherwise stated, all data as of the end of April 2024



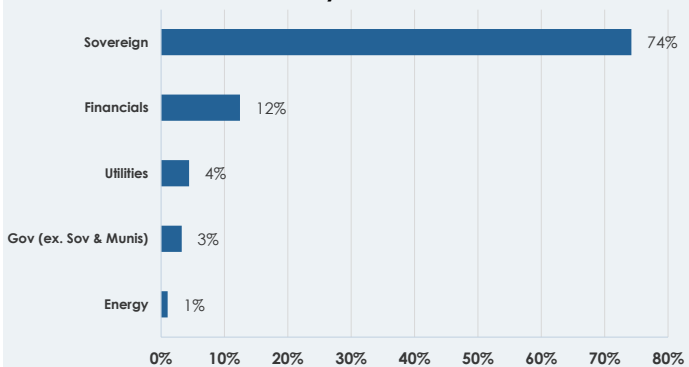
Bond Strategy



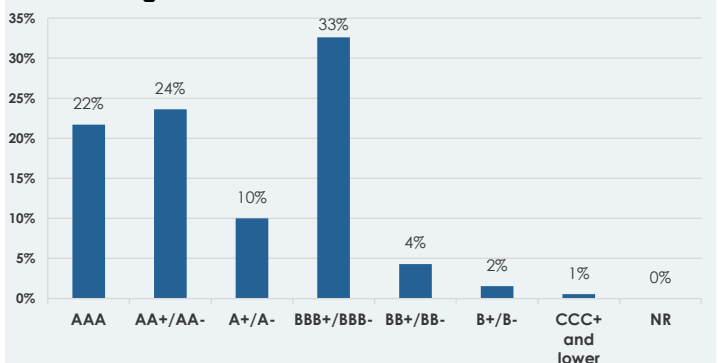
Bond Maturity Profile



Fixed Income Breakdown by Sector



Credit Rating Breakdown



AVAILABLE SHARE CLASSES

ISIN	Class	Curr	Share	Max Entry Fees	Ongoing Charges	Max Exit Fees	Min Inv	Launch Date	Inv Type	Hedged
LU2168560311	ACC	EUR	AAZ FUND (ACC)	2.00%	2.70%	0%	1,500	02/02/2021	Retail	No
LU2168560402	ACC	EUR	BAZ FUND (ACC)	0%	2.70%	2.50%	1,500	02/02/2021	Retail	No
LU2168560584	DIS	EUR	AAZ FUND (DIS)	2.00%	2.71%	0%	1,500	02/02/2021	Retail	No
LU2168560667	DIS	EUR	BAZ FUND (DIS)	0%	2.71%	2.50%	1,500	02/02/2021	Retail	No
LU2168560741	ACC	USD	AAZ FUND USD (ACC)	2.00%	1.99%	0%	1,500		Retail	Yes
LU2168560824	DIS	USD	AAZ FUND USD (DIS)	2.00%	2.00%	0%	1,500		Retail	Yes
LU2168561046	ACC	EUR	AINSTITUTIONAL EURO	2.00%	1.51%	0%	250,000	30/11/2020	Institutional	No
LU2168561129	ACC	USD	AINSTITUTIONAL USD	2.00%	1.46%	0%	250,000		Institutional	Yes

Disclosure

This fund does not promote environmental and/or social characteristics within the meaning of Article 8(1) or 9(1) of the SFDR Regulation. The ESG rating of the fund is reported for informative purposes only. Legend: 4 green leaves = AAA; 3 green leaves = AA; 2 green leaves = A; 1 green leaf = BBB; 1 grey leaf = BB, B, CCC or rating not available.

The value of investment interests can fall as well as rise. Any capital invested may be at risk and you may not get back some or all of your original capital. The value of investments and any income is not guaranteed and can go down as well as up and may be affected by exchange rate fluctuations. This means that an investor may not get back the amount invested.

The source of sectoral classification used in Breakdown by Sector chart is the Bloomberg Industry Classification Systems (BICS).

The label "Derivatives (non gov bonds)" includes all the derivatives other than those with government bonds as underlying and those used for currency hedging purposes.

Notices

This is a marketing document intended for informational and/or marketing purposes only, and is only intended for persons residing in jurisdictions where the relevant funds are authorised for distribution or where no such authorisation is required. This document is confidential and is only intended for use by the person(s) to whom it was delivered. This document may not be reproduced (in whole or in part) nor may it be delivered, provided, sent, or in any other way made accessible to any other person without the prior written approval of Azimut Investments S.A. Unless otherwise stated, this document reflects the opinion of Azimut Investments S.A. as of the date of issue. This document does not constitute an offer nor a solicitation to purchase, subscribe to, or sell any currency, funds, products or financial instruments, to make any investment, or to participate in any particular trading strategy in any jurisdiction where such an offer or solicitation would not be authorised, or to any person to whom it would be unlawful to make such an offer or invitation. Azimut Investments S.A. assumes no responsibility for the correctness of the data, information and opinions contained in this document, and therefore may not be held liable for any omissions, inaccuracies or possible errors. The data and information contained in this document may come from third-party sources, either in whole or in part, and Azimut Investments S.A. shall consequently bear no liability for any inaccuracies in the content of such information. Therefore, while Azimut Investments S.A. has taken every reasonable measure to ensure that this information meets the requirements of reliability, correctness, accuracy and relevance, the information itself is provided without any guarantee of any kind. Azimut Investments S.A. has the right to modify the contents of this document at any time and at its sole discretion, without, however, assuming any obligations or guarantees for the updates and/or corrections applied. This document may refer to the past performance of investments. Past performance is not an indicator of current or future results. The value of your investment can decrease or increase. Any capital invested may be at risk, and you may not get back some or all of your original capital. In addition, any performance data included in this document does not take into account the fees and expenses charged upon the issuance and redemption of the securities, nor any taxes that may be levied. The tax treatment of any investment in the fund depends on your individual circumstances and may be subject to change in the future. Changes in exchange rates may cause increases or decreases in your return. Each investor must make his/her own independent decision regarding any securities or financial instruments mentioned herein, and should independently determine the merits or suitability of any investment. Investors are invited to carefully read the risk warnings and the regulations set out in the prospectus, the KID, or the other legal documents – which are available in your local language free of charge through the website www.azimutinvestments.com or from your distributor – and are advised to seek professional advice from their financial advisors. The Funds' Legal Documents may also be obtained free of charge from Azimut Investments S.A. 2A rue Eugène Ruppert, 2453 Luxembourg, Grand Duchy of Luxembourg.