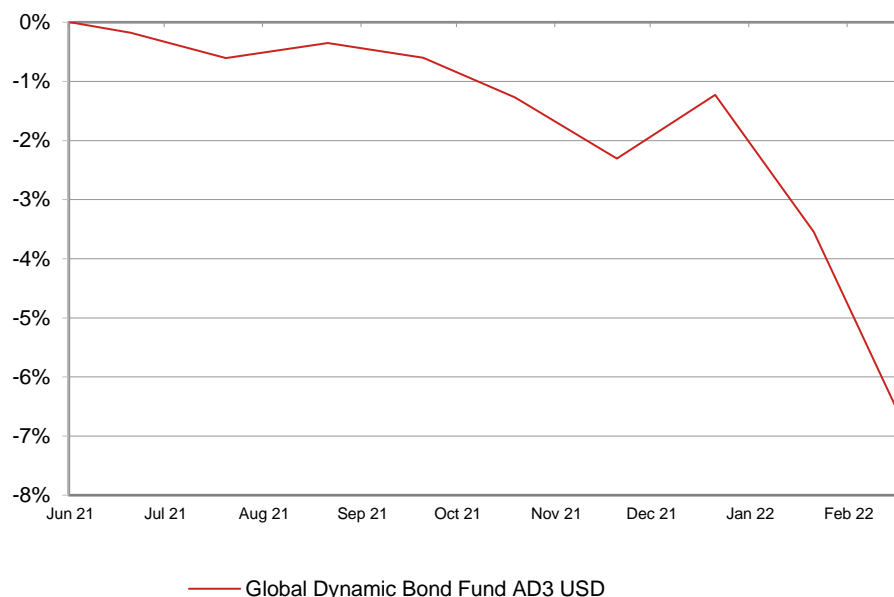


## INVESTMENT OBJECTIVE

The fund aims to provide a combination of income and growth through investing principally in a broad range of debt securities with fixed or variable rates of income. A discretionary (unconstrained) approach combining a thematic top-down macro view with fundamental bottom-up selections. The portfolio will use both cash bonds and fixed income-related derivatives to dynamically adjust strategic positions of shorter-term market movements.

## CUMULATIVE PERFORMANCE (as at 28 February 2022)



## ANNUALISED PERFORMANCE (as at 28 February 2022)

|      | Since launch | 1m     | 3m     | 1y  | 3y  | 5y  |
|------|--------------|--------|--------|-----|-----|-----|
| Fund | -6.76%       | -3.33% | -4.56% | n/a | n/a | n/a |

## DISCRETE PERFORMANCE (as at 31 December 2021)

|      | 1 year to 31/12/2021 | 1 year to 31/12/2020 | 1 year to 31/12/2019 | 1 year to 31/12/2018 | 1 year to 31/12/2017 |
|------|----------------------|----------------------|----------------------|----------------------|----------------------|
| Fund | n/a                  | n/a                  | n/a                  | n/a                  | n/a                  |

Source: NAMUK. Fund and Index performance is shown in local currency, on a single price basis with income reinvested into the fund.

## FUND FACTS

|                   |                      |
|-------------------|----------------------|
| Fund Size         | 4,500.4m USD         |
| Fund managers     | Richard Hodges       |
| Launch Date       | 11/06/2021           |
| Base Currency     | US Dollar            |
| Pricing Frequency | Daily                |
| Sector            | Global Flexible Bond |
| Benchmark         | n/a                  |
| Domicile          | Ireland              |

## SHARE CLASS DETAILS

|                      |                   |
|----------------------|-------------------|
| ISIN Code            | IE00BM9KY805      |
| Bloomberg Ticker     | NGDAD3U           |
| Minimum Initial Inv  | 5,000 USD         |
| Minimum Further Inv  | 2,500 USD         |
| Initial Charge       | 5.00%             |
| Management Fee       | 1.20%             |
| Total Expense Ratio  | 1.29%             |
| Latest NAV per share | 93.24 USD         |
| Share Class Currency | USD               |
| Dividend Frequency   | Quarterly         |
| Dividend Pay dates   | Quarter End+10 BD |

## TRADING DETAILS

|                   |           |
|-------------------|-----------|
| Trading cutoff    | 13:00 GMT |
| Trading frequency | Daily     |
| Valuation time    | 15:00 GMT |
| Settlement        | T+3       |

## RISK

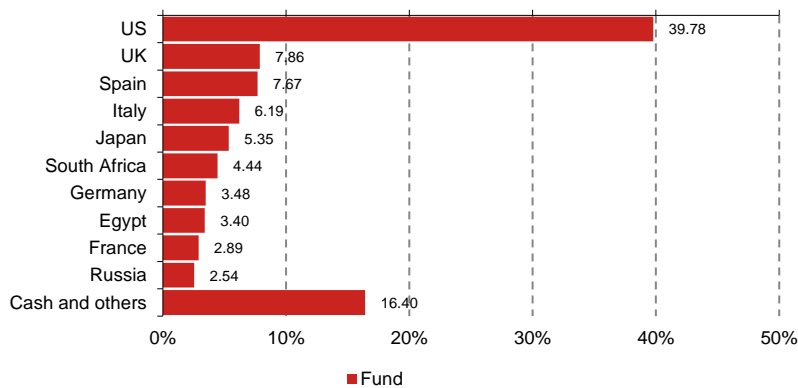
Typically lower rewards, lower risk      Typically higher rewards, higher risk



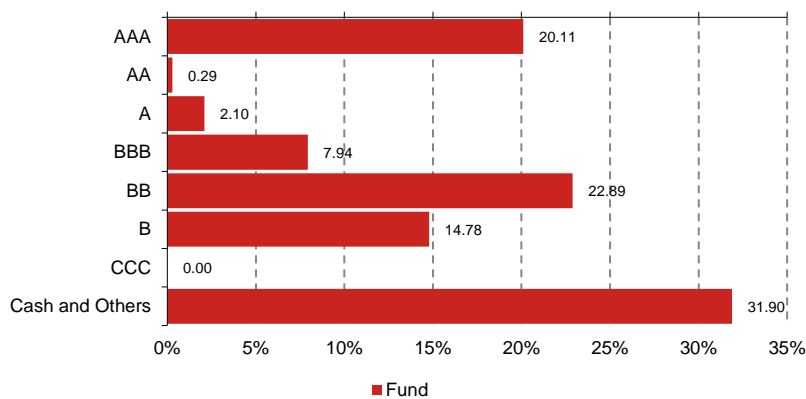
The table demonstrates where the fund ranks in terms of its potential risk and reward. The higher the rank the greater the potential reward but the greater the risk of losing money. It is based on past data, may change over time and may not be a reliable indication of the future risk profile of the fund.

Past performance is not a guide to future performance. Performance is shown with income reinvested into the fund. Market movements may cause the value of investments to go down as well as up and you may not get back the amount originally invested. This factsheet is aimed at professional investors only. It is not designed for and should not be used or relied upon by private investors. Morningstar Overall Ratings as at 28/02/2022. Copyright © 2022 Morningstar UK Limited. All Rights Reserved. Regarding Morningstar Ratings, the information contained herein: (1) is proprietary to Morningstar and/or its content providers; (2) may not be copied or distributed; and (3) is not warranted to be accurate, complete or timely. Neither Morningstar nor its content providers are responsible for any damages or losses arising from any use of this information.

## ■ GEOGRAPHIC BREAKDOWN



## ■ CREDIT QUALITY BREAKDOWN



## ■ TOP HOLDINGS

|                           |        |
|---------------------------|--------|
| US TRS NTS 0.125% 7/31/22 | 12.53% |
| US T BILL ZCP 03/15/22    | 7.78%  |
| US T BILL ZCP 04/14/22    | 4.44%  |
| US TREAS 0.125% 04/30/23  | 4.39%  |
| US TREAS BDS 2% 8/15/51   | 2.85%  |
| REPUBLIC OF S 9% 01/40    | 2.53%  |
| BUONI ORDINA ZCP 10/14/22 | 2.50%  |
| REPUBLIC 8.875% 02/28/35  | 1.60%  |
| VIRGIN MONEY /PERP//GBP/  | 1.35%  |
| BANCO DE SABAD /PERP/EUR/ | 1.32%  |

## ■ PORTFOLIO CHARACTERISTICS

|                             |       |
|-----------------------------|-------|
| Duration (yrs)              | 2.87  |
| VAR                         | 1.92  |
| Foreign FX Exposure %       | 5.07  |
| Credit Delta (100bp) %      | 2.66  |
| Convertibles Eq. Delta %    | 34.62 |
| Number of Holdings (Issues) | 174   |

## ■ CONTACT DETAILS

Email: [info@nomura-asset.co.uk](mailto:info@nomura-asset.co.uk)

Tel: +44 207 521 1747

[www.nomura-asset.co.uk](http://www.nomura-asset.co.uk)

## ■ FUND MANAGERS



### Richard Hodges

Richard 'Dickie' Hodges has 32 years of investment experience and has been with Nomura since 2014.

## ■ IMPORTANT INFORMATION

The fund is a sub-fund of Nomura Funds Ireland plc, which is authorised by the Central Bank of Ireland as an open-ended umbrella investment company with variable capital and segregated liability between its sub-funds, established as an undertaking for Collective Investment in Transferable Securities under the European Communities (Undertakings for Collective Investment in Transferable Securities) Regulations 2011. This document was prepared by Nomura Asset Management U.K. Ltd and is not intended for distribution to or use by any person or entity in any jurisdiction or country where such distribution or use would be contrary to law or regulation. The shares in the fund have not been and will not be offered for sale in the United States of America, its territories or possessions and all areas subject to its jurisdiction, or to United States Persons. This document is not intended in any way to indicate or guarantee future investment results as the value of investments may go down as well as up. Values may also be affected by exchange rate movements and investors may not get back the full amount originally invested. The fund may invest in Emerging Markets and High Yield debt securities which tend to be more volatile than those of more developed capital markets or investment grade securities so any investment is at greater risk. The strategy may invest in derivatives including (but not limited) to futures, forwards, options, swaps and swaptions. Some of these securities are exchange traded, others are not. Derivatives traded on an exchange are guaranteed by the exchange. Derivatives that are not exchange traded carry risk of default by the counterparty. In almost all cases (other than long positions in options), the derivatives used may result in losses greater than the amount of the original investment. Investors in the Nomura Funds Ireland umbrella cannot experience losses greater than the amount invested. At times the fund may invest in cash, near cash and / or deposits up to 100% and have derivatives exposures of up to 100% of the fund's assets. More details of the use of financial derivative techniques are available from the Statement of Risk Management Process of Nomura Funds Ireland plc. Before purchasing any investment fund or product, you should read the related prospectus and fund documentation, including full details of all the risks associated with it, to form your own assessment and judgement on whether this investment is suitable in light of your financial knowledge and experience, investment objectives and financial or tax situation and whether to obtain specific advice from an investment professional. The prospectus and Key Investor Information Document are available from the Nomura Asset Management U.K. Ltd website at [www.nomura-asset.co.uk](http://www.nomura-asset.co.uk). A summary of investor rights in English and information on collective redress mechanisms are available at [https://www.nomura-asset.co.uk/download/funds/how-to-invest/Summary\\_of\\_investor\\_rights.pdf](https://www.nomura-asset.co.uk/download/funds/how-to-invest/Summary_of_investor_rights.pdf). Nomura Asset Management U.K. Limited may at any time decide to terminate arrangements it may have made for the marketing of units of a fund in a member state other than its home member state. The EU Sustainable Finance Disclosure Regulation ("SFDR") requires investment firms to formalise how sustainability is integrated into their business and processes, and to make new public and client-facing disclosures on sustainability matters. The aforementioned disclosures relating to Nomura Asset Management U.K. Limited are published on the website. Product related disclosures regarding Nomura Funds Ireland PLC, its sub-funds can be found in the prospectus. This fund is an Article 6 fund according to SFDR. Nomura Asset Management U.K. Ltd. is authorised and regulated by the Financial Conduct Authority. Portfolio data source: Nomura Asset Management U.K. Ltd.