



This is a marketing communication. Please refer to the prospectus of the funds and to the key information document before making any investment decision.

The quality of the ranking, award or label obtained by the fund or the management company depends on the quality of the issuing institution and the ranking, award or label does not guarantee the future results of the fund or the management company.

REPORTING 29|03|2024

Candriam Absolute Return Equity Market Neutral

Share Class: V (EUR)

MORNINGSTAR RATING OVERALL™: ★★★★★
02.2024

Risk indicator



The summary risk indicator ("SRI") is an indicator with a rating ranging from 1 to 7 and corresponds to increasing levels of risk and return. The methodology for calculating this regulatory indicator is available in the KID. The summary risk indicator ("SRI") is a guide to the level of risk of this product compared to other products. It shows how likely it is that the product will lose money because of movements in the markets or because we are not able to pay you.

- The SRI assumes you keep the product for 3 years.
- The actual risk can vary significantly if you cash in at an early stage and you may get less back.
- This product does not include any protection from future market performance. Please refer to the "Risk" section of the prospectus for more details



THINK
BEFORE PRINTING

**Grégoire Thomas**

Head of Equity Market Neutral

**Sébastien De Gendre**

Fund Manager

**Damien Vergnaud**

Fund Manager

**Celia Fseil**

Fund Manager

*Years of experience

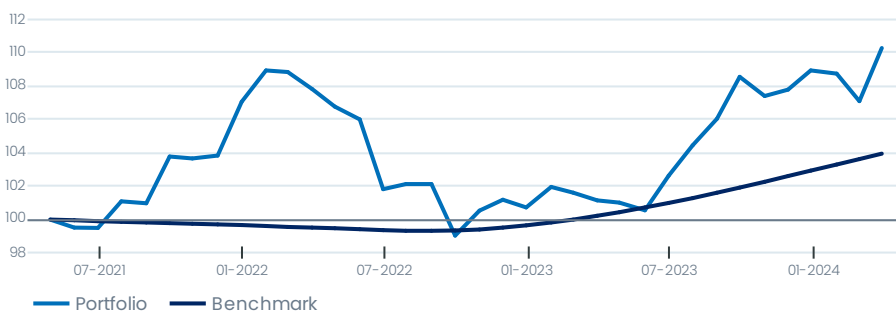
Investment strategy

The aim of Candriam Absolute Return Equity Market Neutral (hereafter "the fund"), a sub-fund of the Candriam Absolute Return sicav, is to use quantitative and qualitative discretionary management to benefit from the performance of the global equities market with an "equity market neutral" management style, and to outperform the benchmark. This sub-fund may be appropriate for investors who wish to achieve this objective over a medium investment holding period and who are aware of, understand and are able to bear the specific risks of the sub-fund as set out below and defined in the section entitled Risk factors in the Prospectus. The investment horizon is 3 years. The fund is managed actively, with reference to the index mentioned on the section characteristics. For further information about this index and its use, please consult the fund's key information document (KID).

Performance

Past Performances does not predict future returns. See important disclosures on performance under the section 'warning' in the 'Important Information' on page 4. NAVs are net of fees and are provided by the accounting department and the reference index by official providers.

	1M	3M	YTD	1Y	3Y	5Y	10Y	SI
Fund	3.0%	1.2%	1.2%	9.0%	-	-	-	9.9%
Benchmark	0.3%	1.0%	1.0%	3.7%	-	-	-	-
	2.7%	0.2%	0.2%	5.3%	-	-	-	-
	2023	2022	2021	2020	3 Y annualized	5 Y annualized	10 Y annualized	SI annualized
Fund	8.2%	-5.9%	-	-	-	-	-	3.3%
Benchmark	3.3%	-0.0%	-	-	-	-	-	-
	4.9%	-5.9%	-	-	-	-	-	-



*Material change occurred over the period – cfr page 4 for more details

This graph represents the synthetic net asset value of the fund. It is provided for information and illustrative purposes only. The synthetic net asset value is obtained by a recalculation of the values of the fund's assets by leveling out the effect of securities transactions (split, coupon, dividend distribution...) in order to reflect the real performance of the fund share or unit. Data may be rounded for convenience. Data expressed in a currency other than that of the investor's country of residence is subject to exchange rate fluctuations, with a positive or negative impact. Gross performance may be impacted by commissions, fees and other expenses.

Fund characteristics

Inception Date	29/04/2021
Fund Domicile	Luxembourg
Fund Legal Form	SICAV
Benchmark	€STR (Euro Short Term Rate) Capitalized
SFDR Category	Article 6
Total net assets (M EUR)	533.94
NAV per share cap.(EUR) (C)	1,648.45
Fund Reference Currency	EUR
NAV Calculation	Daily
Morningstar™ Category	
ISIN Code (C)	LU1819524072
Ticker Bloomberg (C)	CDARMEV LX Equity
Latest Dividend Distributed	-
Dealing Cut Off	D-1<12:00
Antidilution Mechanisms	Yes
Custodian Bank	CACEIS Bank, Luxembourg Branch
Management Company	CANDRIAM

Statistics

based on weekly data over 3 years (1 year if too little history)

	Mar-24	Feb-24
Volatility	5.33%	5.90%
Value At Risk	1.03%	1.00%
Sharpe Ratio	1.00	0.16
Number of Positions	228	220
Gross Equity Exposure	277.66	252.20
Long Equity Exposure	147.72	133.23
Short Equity Exposure	-129.95	-118.97
Net Equity Exposure	17.77	14.26

ESG Assessment

Exclusion	Norm based	Positive selection	Integration
-----------	------------	--------------------	-------------

Costs*

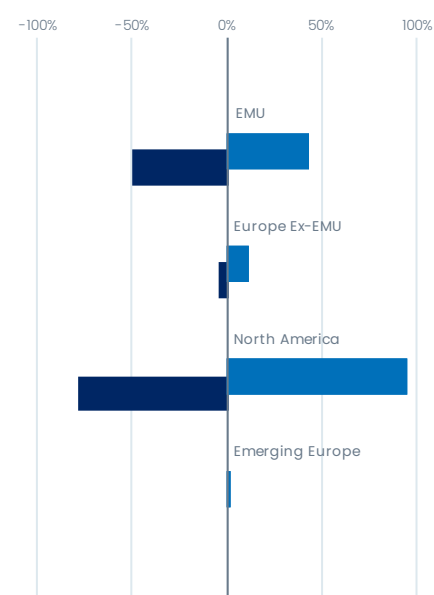
0.60%	0.75%	20.00%
		of perf > Objective
Real Management Fee	Ongoing costs	Performance Fees

*cfr. the glossary for more information

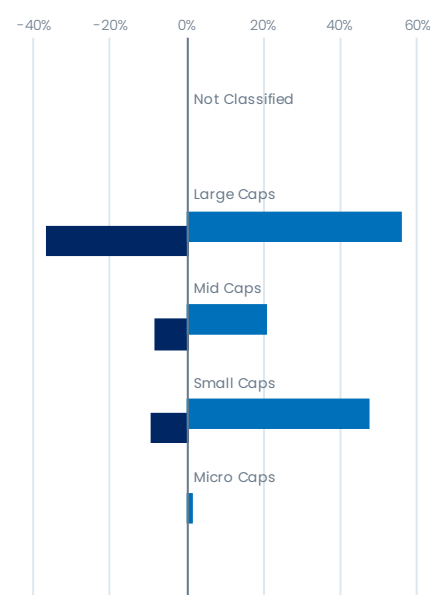
Top 10 Exposure

	Issuers	% Gross Exposure	Sector	Country
1	MERCK & CO INC	4.78	Health Care	United States
2	PFIZER INC	4.43	Health Care	United States
3	RTX CORP	4.33	Industrials	United States
4	LINDE PLC	4.20	Materials	United States
5	TOTALENERGIES SE	4.14	Energy	France
6	ALPHABET INC	4.05	Communication Services	United States
7	APPLE INC	3.95	Information Technology	United States
8	SODEXO SA	3.05	Consumer Discretionary	France
9	3M CO	2.82	Industrials	United States
10	NOVARTIS AG	2.41	Health Care	Switzerland

Geographical Allocation



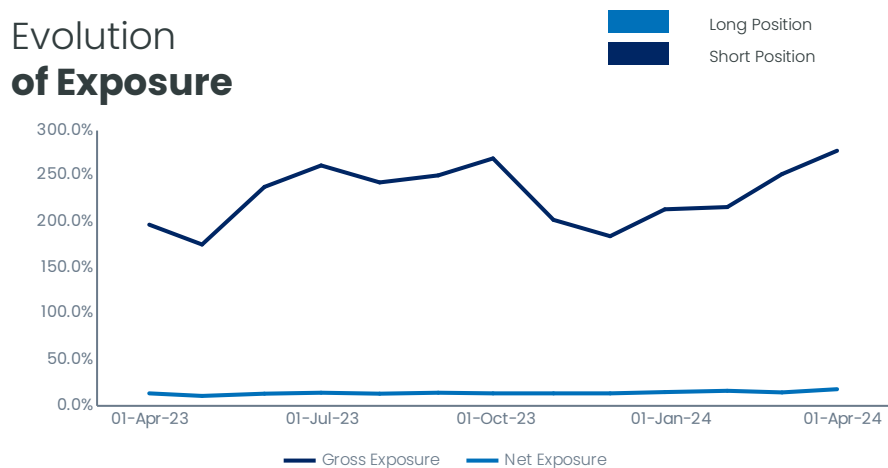
Market Capitalisation



Portfolio Allocation

	Gross Exposure	Net Exposure
Index Rebalancing	150.45%	1.47%
Relative Value	129.36%	16.30%

Evolution of Exposure



SCR

Solvency Capital Requirement

-11.05%	-
SCR Equities Type 1	SCR Equities Type 2
-1.16%	-0.92%
SCR Concentration	SCR Currency
-11.44%	
Market SCR	

Important Information

This is a marketing communication. Please refer to the prospectus of the funds and to the key information document before making any investment decision. This marketing communication does not constitute an offer to buy or sell financial instruments, nor does it represent an investment recommendation or confirm any kind of transaction, except where expressly agreed.

Although Candriam selects carefully the data and sources within this document, errors or omissions cannot be excluded a priori. Candriam cannot be held liable for any direct or indirect losses as a result of the use of this document. The intellectual property rights of Candriam must be respected at all times, contents of this document may not be reproduced without prior written approval.

Warning: Past performance of a given financial instrument or index or an investment service or strategy, or simulations of past performance, or forecasts of future performance does not predict future returns. Gross performances may be impacted by commissions, fees and other expenses. Performances expressed in a currency other than that of the investor's country of residence are subject to exchange rate fluctuations, with a negative or positive impact on gains. If the present document refers to a specific tax treatment, such information depends on the individual situation of each investor and may change..

In respect to money market funds, please be aware that an investment in a fund is different from an investment in deposits and that the investment's principal is capable of fluctuation. The fund does not rely on external support for guaranteeing its liquidity or stabilizing its NAV per unit or share. The risk of loss of the principal is borne by the investor.

Candriam consistently recommends investors to consult via our website <https://www.candriam.com> the key information document, prospectus, and all other relevant information prior to investing in one of our funds, including the net asset value ("NAV") of the funds. Investor rights and complaints procedure, are accessible on Candriam's dedicated regulatory webpages

<https://www.candriam.com/en/professional/legal-information/regulatory-information/>. This information is available either in English or in local languages for each country where the fund's marketing is approved. According to the applicable laws and regulations, Candriam may decide to terminate the arrangements made for the marketing of a relevant fund at any time. Information on sustainability-related aspects: the information on sustainability-related aspects contained in this communication are available on Candriam webpage <https://www.candriam.com/en/professional/sfdri/>. The decision to invest in the promoted product should take into account all the characteristics or objectives of the promoted product as described in its prospectus, or in the information documents which are to be disclosed to investors in accordance with the applicable law.

Notice to investors in Switzerland: The information provided herein does not constitute an offer of financial instruments in Switzerland pursuant to the Swiss Financial Services Act ("FinSA") and its implementing ordinance. This is solely an advertisement pursuant to FinSA and its implementing ordinance for financial instruments. Swiss representative: CACEIS (Switzerland) SA, Route de Signy 35, CH-1260 Nyon. The legal documents as well as the latest annual and semi-

annual financial reports, if any, of the investment funds may be obtained free of charge from the Swiss representative. Swiss paying agent: CACEIS Bank, Paris, succursale de Nyon/Suisse, Route de Signy, 35, CH-1260 Nyon. Place of performance: Route de Signy 35, CH-1260 Nyon. Place of jurisdiction: Route de Signy 35, CH-1260 Nyon.

Specific information for investors in France: the appointed representative and paying agent in France is CACEIS Bank, Luxembourg Branch, sis 1-3, place Valhubert, 75013 Paris, France. The prospectus, the key information document, the articles of association or as applicable the management rules as well as the annual and semi-annual reports, each in paper form, are made available free of charge at the representative and paying agent in France.

Specific information for investors in Spain: Candriam Luxembourg Sucursal en España has its registered office at C/ Pedro Teixeira, 8, Edif. Iberia Mart I, planta 4, 28020 Madrid and is registered with the Comisión Nacional del Mercado de Valores (CNMV) as an European Economic Area management company with a branch.

Specific information for investors in Austria: The appointed Paying and Information Agent in Austria is Erste Bank der oesterreichischen Sparkassen AG, Am Belvedere 1, 1100 Vienna, Austria. The prospectus, the Key Information Document (KID) relating to the portfolios of the Fund, the Articles, the audited annual accounts, the semi-annual accounts as well as the issuance and redemption prices are available in Austria free of charge (in the German language) at the Austrian Paying and Information Agent.

Material Change

* As of 01/01/2022, the index used as a benchmark, Eonia Capi 7d, has been replaced by €STR (Euro Short Term Rate) Capitalized.

Glossary

EXPOSURE

The Exposure of a fund is expressed as a percentage of total portfolio holdings, taking into account the leverage of derivative instruments. It represents the amount an investor can lose from the risks unique to a particular investment.

LONG EXPOSURE

The Long Exposure is the sum of exposures to a fund's long positions, including derivatives.

SHORT EXPOSURE

The Short Exposure is the sum of exposures to a fund's short positions through derivatives.

(TOTAL) NET EXPOSURE

The Net Exposure is the percentage difference between a fund's long and short exposures. Net exposure is a measure of the extent to which a fund is exposed to market fluctuations.

(TOTAL) GROSS EXPOSURE

The Gross Exposure refers to the absolute level of a fund's investments expressed as a percentage of the fund's total assets. It takes both a fund's long positions and short positions into account. Gross exposure is a measure that indicates a fund's total exposure to financial markets.

VOLATILITY*

The Volatility is the statistical measure of dispersion of returns for a fund around the mean. A higher volatility means that a fund's value can potentially be spread out over a larger range of values and makes the fund a riskier investment.

SHARPE RATIO*

The Sharpe Ratio measures the level of compensation an investment in the fund offered for the risk taken. It is calculated by subtracting the risk-free rate from the return of the fund and dividing that result by the volatility. The higher the Sharpe ratio the better, a negative ratio has no significance other than that the fund underperformed the risk-free rate.

SCR (Solvency Capital Requirement)

Market SCR represents an estimate of the capital charge for market risk, broken down into risk sub-modules (Interest rate, Spread, Equity..), which is applicable to insurers under Solvency 2 Directive. Candriam calculations are based on the standard formula as provided by the regulation

NUMBER OF ISSUES

The Number of Issues represents the total number of instruments in position.

VAR 99% 1 DAY

The Value at Risk (VaR) 99% 1 Day is a statistic that measures and quantifies with a high level of confidence, the level of financial risk within the fund over a one day period.

REAL MANAGEMENT FEES

The Real Management Fee is the actual percentage charge deducted from the fund's average net assets.

OCG

Ongoing charges represent all operating and management costs invoiced to the UCI net of retrocessions.

PERFORMANCE FEE

The Performance Fee refers to a charge on any returns that the Fund achieves above the reference index. Please refer to the Prospectus for further information.

SUMMARY RISK INDICATOR

The summary risk indicator ("SRI") is an indicator with a rating ranging from 1 to 7 and corresponds to increasing levels of risk and return. The methodology for calculating this regulatory indicator is available in the KID. The summary risk indicator ("SRI") is a guide to the level of risk of this product compared to other products. It shows how likely it is that the product will lose money because of movements in the markets or because we are not able to pay you.

ESG ASSESSMENT – EXCLUSION

The Exclusion filter refers to the exclusion of companies involved in harmful or controversial activities. Involvement is assessed using activity-specific revenue-based threshold levels.

ESG ASSESSMENT – NORMS-BASED

The Norms-Based analysis excludes companies which are in violation of the 10 principles of the United Nations Global Compact (UNGC). These principles cover 4 main categories: Human Rights, Labour Rights, Environment and Anti-Corruption.

ESG ASSESSMENT – POSITIVE SELECTION

The Positive selection analysis is inclusive, not exclusive. It includes only the companies with the best ESG score, obtained by evaluating their ability to manage the sustainable development issues based on a combination of specific factors material to each sector.

ESG ASSESSMENT – INTEGRATION

The Integration of ESG factors into investment decisions consists of integrating specific extra-financial factors into the financial valuation or credit assessment of securities. The factors used are selected based on their materiality in the given asset class.

* based on weekly data over 3 Years (1 year if too little history)