



SICAV ECHIQUIER

Prospectus
01/12/2022

UCITS compliant with European Directive 2009/65/EC



1. General features	3
1.1 Form of the UCITS	3
1.2 Parties involved	11
2. Operating and management procedures	12
2.1 General features	12
2.2 Specific features	13
ECHQUIER AGENOR SRI MID CAP EUROPE subfund	13
ECHQUIER AGRESSOR subfund	19
ECHQUIER HYBRID BONDS subfund	27
ECHQUIER ARTY SRI Subfund	36
ECHQUIER CONVEXITÉ SRI EUROPE Subfund	43
ECHQUIER CREDIT SRI EUROPE subfund	50
ECHQUIER PATRIMOINE subfund	57
ECHQUIER MAJOR SRI GROWTH EUROPE subfund	66
ECHQUIER WORLD EQUITY GROWTH subfund	73
ECHQUIER ENTREPRENEURS subfund	81
ECHQUIER QME subfund	87
ECHQUIER VALUE EURO subfund	94
ECHQUIER ALPHA MAJOR SRI subfund	100
ECHQUIER SHORT TERM CREDIT subfund	109
ECHQUIER WORLD NEXT LEADERS subfund	114
ECHQUIER AGENOR EURO SRI MID CAP subfund	122
3. Commercial information	130
4. Investment rules	130
5. Overall risk	131
6. Asset valuation and accounting rules	132
6.1 Valuation rules	132
6.2 Accounting method	132
7. Remuneration	133
8. Articles of incorporation	134
9. Informations for foreign investors	144

1. General features

1.1 Form of the UCITS

Name and registered office

Echiquier
53 avenue d'Iéna, 75116 Paris

Legal form and member state in which the UCITS was created

French SICAV (open-ended investment fund) established in the form of an SA (public limited company).

Inception date and expected lifetime:

The SICAV was created on 4 December 2018 for a term of 99 years.

Fund overview: The SICAV has 16 subfunds

Share class ISIN code	Subfund no.1 - ECHIQUIER AGENOR SRI MID CAP EUROPE			
	Distributable sums allocation	Base currency	Target investors	Minimum subscription amount
A share: FR0010321810	Net income: Accumulation Realised net gains: Accumulation	Euro	All investors	None
G share: FR0010581710	Net income: Accumulation Realised net gains: Accumulation	Euro	Reserved for distribution by financial intermediaries (1)	None
D share: FR0050001207	Net income: Accumulation and/or Distribution Realised net gains: Accumulation and/or Distribution	Euro	Reserved for investors resident in Belgium or Luxembourg	None
I share: FR0011188259	Net income: Accumulation Realised net gains: Accumulation	Euro	Reserved for institutional investors	Initial subscription: EUR 1,000,000 minimum (2)
IXL share: FR0013406998	Net income: Accumulation Realised net gains: Accumulation	Euro	Reserved for institutional investors	Initial subscription: EUR 30,000,000 minimum (3)
IXL D share FR0014002RM9	Net income: Accumulation and/or Distribution Realised net gains: Accumulation and/or Distribution	Euro	Reserved for institutional investors	Initial subscription: EUR 30,000,000 minimum (3)

(1) Subscription for this share class is limited to investors subscribing through intermediaries providing an independent advisory service or discretionary investment management (including the management company within the limits of its "Sélection" offer) or multi-managers or distributors who:

- are subject to national law forbidding any inducements to distributors (e.g. the United Kingdom and the Netherlands)
- provide investment services and activities as defined by the MiFID II directive, and for which they are exclusively remunerated by their clients

(2) With the exception of the management company, which may subscribe on its own behalf or on behalf of third parties without any minimum subscription amount.

(3) With the exception of the management company, which may subscribe on its own behalf without any minimum subscription amount.

Share classes ISIN Code	Subfund no. 2 - ECHIQUIER AGRESSOR			
	Distributable sums allocation	Base currency	Target investors	Minimum subscription amount
A share: FR0010321802	Net income: Accumulation Realised net gains: Accumulation	Euro	All investors	None
G share: FR0010581702	Net income: Accumulation Realised net gains: Accumulation	Euro	Reserved for distribution by financial intermediaries (1)	None
I share: FR0011188150	Net income: Accumulation Realised net gains: Accumulation	Euro	Reserved for investors	Initial subscription: EUR 1,000,000 minimum (2)
P share: FR0011435197	Net income: Accumulation Realised net gains: Accumulation	Euro	All investors	None

- (1) Subscription for this share class is limited to investors subscribing through intermediaries providing an independent advisory service or discretionary investment management (including the management company within the limits of its "Sélection" offer) or multi-managers or distributors who:
- are subject to national law forbidding any inducements to distributors (e.g. the United Kingdom and the Netherlands)
 - provide investment services and activities as defined by the MiFID II directive, and for which they are exclusively remunerated by their clients
- (2) With the exception of the management company, which may subscribe on its own behalf or on behalf of third parties without any minimum subscription amount

Share classes ISIN Code	Subfund no. 3 - ECHIQUIER HYBRID BONDS			
	Distributable sums allocation	Base currency	Target investors	Minimum subscription amount
A share: FR0013277571	Net income: Accumulation Realised net gains: Accumulation	Euro	All investors	EUR 100
AD share: FR0013277597	Net income: Accumulation and/or distribution Realised net gains: Accumulation and/or distribution	Euro	All investors	EUR 100
F share: FR0013218005	Net income: Accumulation Realised net gains: Accumulation	Euro	"Founder" subscribers (*)	EUR 5,000,000 minimum (2)
G share: FR0013340957	Net income: Accumulation Realised net gains: Accumulation	Euro	Reserved for distribution by financial intermediaries (1)	EUR 100
I share: FR0013217999	Net income: Accumulation Realised net gains: Accumulation	Euro	Reserved for institutional investors	EUR 500,000 minimum (2)
ID share: FR0013277555	Net income: Accumulation and/or distribution Realised net gains: Accumulation and/or distribution	Euro	Reserved for institutional investors	EUR 500,000 minimum (2)

- (1) Subscription for this share class is limited to investors subscribing through intermediaries providing an independent advisory service or discretionary investment management (including the management company within the limits of its "Sélection" offer) or multi-managers or distributors who:
- are subject to national law forbidding any inducements to distributors (e.g. the United Kingdom and the Netherlands)
 - provide investment services and activities as defined by the MiFID II directive, and for which they are exclusively remunerated by their clients
- (2) With the exception of the management company, which may subscribe on its own behalf or on behalf of third parties without any minimum subscription amount.
- (*) "Founder subscribers": first subscription within four months of the launch of the UCITS, this share only remains open to these investors.

Share class ISIN code	Subfund no.4 - ECHIQUIER ARTY SRI			
	Distributable sums allocation	Base currency	Target investors	Minimum subscription amount
A share: FR0010611293	Net income: Accumulation Realised net gains: Accumulation	Euro	All investors	None
D share: FR0011667989	Net income: Accumulation and/or distribution Realised net gains: Accumulation and/or distribution	Euro	All investors	None
G share: FR0013084043	Net income: Accumulation Realised net gains: Accumulation	Euro	Reserved for distribution by financial intermediaries (1)	None
I share: FR0011645555	Net income: Accumulation Realised net gains: Accumulation	Euro	Reserved for institutional investors	Initial subscription: EUR 1,000,000 minimum (2)
R share: FR0011039304	Net income: Accumulation Realised net gains: Accumulation	Euro	Reserved for Italian and Swiss financial intermediaries (1)	None

- (1) Subscription for this share class is limited to investors subscribing through intermediaries providing an independent advisory service or discretionary investment management (including the management company within the limits of its "Sélection" offer) or multi-managers or distributors who:
- are subject to national laws forbidding any inducements to distributors (e.g. the United Kingdom and the Netherlands)
 - provide investment services and activities as defined by the MiFID II directive, and for which they are exclusively remunerated by their clients
- (2) With the exception of the management company, which may subscribe on its own behalf or on behalf of third parties without any minimum subscription amount.

Share class ISIN code	Subfund no.5 - ECHIQUIER CONVEXITÉ SRI EUROPE			
	Distributable sums allocation	Base currency	Target investors	Minimum subscription amount
A share: FR0010377143	Net income: Accumulation Realised net gains: Accumulation	Euro	All investors	None
D share: FR0010979039	Net income: Accumulation and/or distribution Realised net gains: Accumulation and/or distribution	Euro	Reserved for institutional investors	Initial subscription: EUR 1,000,000 minimum (2)
G share: FR0013299286	Net income: Accumulation Realised net gains: Accumulation	Euro	Reserved for distribution by financial intermediaries (1)	None
I share: FR0010383448	Net income: Accumulation Realised net gains: Accumulation	Euro	Reserved for institutional investors	Initial subscription: EUR 1,000,000 minimum (2)

(1) Subscription for this share class is limited to investors subscribing through intermediaries providing an independent advisory service or discretionary investment management (including the management company within the limits of its "Sélection" offer) or multi-managers or distributors who:

- are subject to national laws forbidding any inducements to distributors (e.g. the United Kingdom and the Netherlands)
- provide investment services and activities as defined by the MiFID II directive, and for which they are exclusively remunerated by their clients

(2) With the exception of the management company, which may subscribe on its own behalf or on behalf of third parties without any minimum subscription amount.

Share classes ISIN Code	Subfund no.6 - ECHIQUIER CREDIT SRI EUROPE			
	Distributable sums allocation	Base currency	Target investors	Minimum subscription amount
A share: FR0010491803	Net income: Accumulation Realised net gains: Accumulation	Euro	All investors	None
G share: FR0013286614	Net income: Accumulation Realised net gains: Accumulation	Euro	Reserved for distribution by financial intermediaries (1)	None
I share: FR0011829050	Net income: Accumulation Realised net gains: Accumulation	Euro	Reserved for institutional investors	Initial subscription: EUR 1,000,000 minimum (2)

(1) Subscription for this share class is limited to investors subscribing through intermediaries providing an independent advisory service or discretionary investment management (including the management company within the limits of its "Sélection" offer) or multi-managers or distributors who:

- are subject to national laws forbidding any inducements to distributors (e.g. the United Kingdom and the Netherlands)
- provide investment services and activities as defined by the MiFID II directive, and for which they are exclusively remunerated by their clients

(2) With the exception of the management company, which may subscribe on its own behalf or on behalf of third parties without any minimum subscription amount.

Share class ISIN code	Subfund no.7 - ECHIQUIER PATRIMOINE			
	Distributable sums allocation	Base currency	Target investors	Minimum subscription amount
A share: FR0010434019	Net income: Accumulation Realised net gains: Accumulation	Euro	All investors	None
G share: FR0013286622	Net income: Accumulation Realised net gains: Accumulation	Euro	Reserved for distribution by financial intermediaries (1)	None
I share: FR0013286648	Net income: Accumulation Realised net gains: Accumulation	Euro	Reserved for institutional investors	Initial subscription: EUR 1,000,000 minimum (2)

(1) Subscription for this share class is limited to investors subscribing through intermediaries providing an independent advisory service or discretionary investment management (including the management company within the limits of its "Sélection" offer) or multi-managers or distributors who:

- are subject to national laws forbidding any inducements to distributors (e.g. the United Kingdom and the Netherlands)
- provide investment services and activities as defined by the MiFID II directive, and for which they are exclusively remunerated by their clients

(2) With the exception of the management company, which may subscribe on its own behalf or on behalf of third parties without any minimum subscription amount.

Share class ISIN code	Subfund no.8 - ECHIQUIER MAJOR SRI GROWTH EUROPE			
	Distributable sums allocation	Base currency	Target investors	Minimum subscription amount
A share: FR0010321828	Net income: Accumulation Realised net gains: Accumulation	Euro	All investors	None
G share: FR0010581728	Net income: Accumulation Realised net gains: Accumulation	Euro	Reserved for distribution by financial intermediaries (1)	None
I share: FR0011188275	Net income: Accumulation Realised net gains: Accumulation	Euro	Reserved for institutional investors	Initial subscription: EUR 1,000,000 minimum (2)
IXL share: FR0013431871	Net income: Accumulation Realised net gains: Accumulation	Euro	Reserved for institutional investors	Initial subscription: EUR 30,000,000 minimum (3)

- (1) Subscription for this share class is limited to investors subscribing through intermediaries providing an independent advisory service or discretionary investment management (including the management company within the limits of its "Sélection" offer) or multi-managers or distributors who:
- are subject to national laws forbidding any inducements to distributors (e.g. the United Kingdom and the Netherlands)
 - provide investment services and activities as defined by the MiFID II directive, and for which they are exclusively remunerated by their clients
- (2) With the exception of the management company, which may subscribe on its own behalf or on behalf of third parties without any minimum subscription amount.
- (3) With the exception of the management company, which may subscribe on its own behalf without any minimum subscription amount.

Share class ISIN code	Subfund no.9 - ECHIQUIER WORLD EQUITY GROWTH			
	Distributable sums allocation	Base currency	Target investors	Minimum subscription amount
A share: FR0010859769	Net income: Accumulation Realised net gains: Accumulation	Euro	All investors	None
G share: FR0010868174	Net income: Accumulation Realised net gains: Accumulation	Euro	Reserved for distribution by financial intermediaries (1)	None
G USD share: FR0013379013	Net income: Accumulation Realised net gains: Accumulation	USD	Reserved for distribution by financial intermediaries (1)	None
I share: FR0011188267	Net income: Accumulation Realised net gains: Accumulation	Euro	Reserved for institutional investors	Initial subscription: EUR 1,000,000 minimum (2)
I USD share: FR0013405263	Net income: Accumulation Realised net gains: Accumulation	USD	Reserved for institutional investors	Initial subscription: USD 1,000,000 minimum (2)
IXL share: FR0013429719	Net income: Accumulation Realised net gains: Accumulation	Euro	Reserved for institutional investors	Initial subscription: EUR 30,000,000 minimum (3)

- (1) Subscription for this share class is limited to investors subscribing through intermediaries providing an independent advisory service or discretionary investment management (including the management company within the limits of its "Sélection" offer) or multi-managers or distributors who:
- are subject to national law forbidding any inducements to distributors (e.g. the United Kingdom and the Netherlands)
 - provide investment services and activities as defined by the MiFID II directive, and for which they are exclusively remunerated by their clients
- (2) With the exception of the management company, which may subscribe on its own behalf or on behalf of third parties without any minimum subscription amount.
- (3) With the exception of the management company, which may subscribe on its own behalf without any minimum subscription amount.

Share class ISIN code	Subfund no.10 - ECHIQUIER ENTREPRENEURS			
	Distributable sums allocation	Base currency	Target investors	Minimum subscription amount
A share: FR0011558246	Net income: Accumulation Realised net gains: Accumulation	Euro	All investors	None
G share: FR0013111382	Net income: Accumulation Realised net gains: Accumulation	Euro	Reserved for institutional investors and distribution by financial intermediaries (1)	None

- (1) Subscription for this share class is limited to institutional investors and investors subscribing through intermediaries providing an independent advisory service or discretionary investment management (including the management company within the limits of its "Sélection" offer) or multi-managers or distributors who:
- are subject to national laws forbidding any inducements to distributors (e.g. the United Kingdom and the Netherlands)
 - provide investment services and activities as defined by the MiFID II directive, and for which they are exclusively remunerated by their clients

Share class ISIN code	Subfund no.11 - ECHIQUIER QME			
	Distributable sums allocation	Base currency	Target investors	Minimum subscription amount
A share: FR0012815876	Net income: Accumulation Realised net gains: Accumulation	Euro	All investors	Initial subscription: EUR 1,000 minimum (2)
G CHF share (3): FR0013174828	Net income: Accumulation Realised net gains: Accumulation	Swiss franc	Reserved for distribution by financial intermediaries (1)	Initial subscription: CHF 10,000 minimum (2)
G share: FR0013300076	Net income: Accumulation Realised net gains: Accumulation	Euro	Reserved for distribution by financial intermediaries (1)	None
I share: FR0013133618	Net income: Accumulation Realised net gains: Accumulation	Euro	Reserved for institutional investors	Initial subscription: EUR 1,000,000 minimum (2)
R share: FR0013174836	Net income: Accumulation Realised net gains: Accumulation	Euro	Reserved for distribution by Italian financial intermediaries (1)	None

- (1) Subscription for this share class is limited to investors subscribing through intermediaries providing an independent advisory service or discretionary investment management (including the management company within the limits of its "Sélection" offer) or multi-managers or distributors who:
- are subject to national laws forbidding any inducements to distributors (e.g. the United Kingdom and the Netherlands)
 - provide investment services and activities as defined by the MiFID II directive, and for which they are exclusively remunerated by their clients
- (2) With the exception of the management company, which may subscribe on its own behalf or on behalf of third parties without any minimum subscription amount.
- (3) The hedged equities are hedged against foreign exchange risk.

Share class ISIN code	Subfund no.12 ECHIQUIER VALUE EURO			
	Distributable sums allocation	Base currency	Target investors	Minimum subscription amount
A share: FR0011360700	Net income: Accumulation Realised net gains: Accumulation	Euro	All investors	None
B share FR0014001OV9	Net income: Accumulation Realised net gains: Accumulation	Euro	All investors via international financial intermediaries	None
D share: FR0011404425	Net income: Accumulation and/or distribution Realised net gains: Accumulation and/or distribution	Euro	All investors	None
G share: FR0007070883	Net income: Accumulation Realised net gains: Accumulation	Euro	Reserved for institutional investors and distribution by financial intermediaries (1)	None
I share: FR0014001ML4	Net income: Accumulation Realised net gains: Accumulation	Euro	Reserved for institutional investors and distribution by international financial intermediaries	Initial subscription: EUR 100,000 minimum (2)

- (1) Subscription for this share class is limited to institutional investors and investors subscribing through intermediaries providing an independent advisory service or discretionary investment management (including the management company within the limits of its "Sélection" offer) or multi-managers or distributors who:
- are subject to national laws forbidding any inducements to distributors (e.g. the United Kingdom and the Netherlands)
 - provide investment services and activities as defined by the MiFID II directive, and for which they are exclusively remunerated by their clients
- (2) With the exception of the management company, which may subscribe on its own behalf or on behalf of third parties without any minimum subscription amount.

Share classes ISIN Code	Subfund no.13 - ECHIQUIER ALPHA MAJOR SRI			
	Distributable sums allocation	Base currency	Target investors	Minimum subscription amount
A share: FR0013406691	Net income: Accumulation Realised net gains: Accumulation	Euro	All investors	None
G share: FR0013406717	Net income: Accumulation Realised net gains: Accumulation	Euro	Reserved for distribution by financial intermediaries (1)	None
I share: FR0013406709	Net income: Accumulation Realised net gains: Accumulation	Euro	Reserved for institutional investors	Initial subscription: EUR 1,000,000 minimum (2)

(1) Subscription for this share class is limited to investors subscribing through intermediaries providing an independent advisory service or discretionary investment management (including the management company within the limits of its "Sélection" offer) or multi-managers or distributors who:

- are subject to national laws forbidding any inducements to distributors (e.g. the United Kingdom and the Netherlands)
- provide investment services and activities as defined by the MiFID II directive, and for which they are exclusively remunerated by their clients

(2) With the exception of the management company, which may subscribe on its own behalf or on behalf of third parties without any minimum subscription amount.

Share class ISIN code	Subfund no.14 - ECHIQUIER SHORT TERM CREDIT			
	Distributable sums allocation	Base currency	Target investors	Minimum subscription amount
A share: FR0010839282	Net income: Accumulation Realised net gains: Accumulation	Euro	All investors	None
I share: FR0013390564	Net income: Accumulation Realised net gains: Accumulation	Euro	Reserved for institutional investors	EUR 1,000,000 minimum (1)

(1) With the exception of the management company, which may subscribe on its own behalf or on behalf of third parties without any minimum subscription amount.

Share class ISIN code	Subfund no.15 - ECHIQUIER WORLD NEXT LEADERS			
	Distributable sums allocation	Base currency	Target investors	Minimum subscription amount
A share: FR0011449602	Net income: Accumulation Realised net gains: Accumulation	Euro	All investors	None
F share: FR0013423365	Net income: Accumulation Realised net gains: Accumulation	Euro	Founder subscribers (3)	Initial subscription: EUR 500,000 minimum (2)
K share: FR0013423357	Net income: Accumulation Realised net gains: Accumulation	Euro	Reserved for institutional investors and distribution by financial intermediaries (1)	None
IXL USD H share FR0014003IX3	Net income: Accumulation Realised net gains: Accumulation	Euro \$ Hedged	Reserved for institutional investors	Initial subscription: EUR 30,000,000 minimum (2)

(1) Subscription for this share class is limited to institutional investors and investors subscribing through intermediaries providing an independent advisory service or discretionary investment management (including the management company within the limits of its "Sélection" offer) or multi-managers or distributors who:

- are subject to national laws forbidding any inducements to distributors (e.g. the United Kingdom and the Netherlands)
- provide investment services and activities as defined by the MiFID II directive, and for which they are exclusively remunerated by their clients

(2) With the exception of the management company, which may subscribe on its own behalf or on behalf of third parties without any minimum subscription amount.

(3) This share will be closed when the subfund first exceeds net assets of EUR 50 million, but initial investors, the "founder subscribers", will be able to continue to subscribe to this share over the life of the subfund.

Share class ISIN code	Subfund no.16 - ECHIQUIER AGENOR EURO SRI MID CAP			
	Distributable sums allocation	Base currency	Target investors	Minimum subscription amount
A share: FR0013403706	Net income: Accumulation Realised net gains: Accumulation	Euro	All investors	None
F share: FR0013387354	Net income: Accumulation Realised net gains: Accumulation	Euro	Reserved for founder subscriber institutional investors(3)	Initial subscription: EUR 5,000,000 minimum (2)
G share: FR0013403714	Net income: Accumulation Realised net gains: Accumulation	Euro	Reserved for distribution by financial intermediaries (1)	None
I share: FR0013387339	Net income: Accumulation Realised net gains: Accumulation	Euro	Reserved for institutional investors	Initial subscription: EUR 1,000,000 minimum (2)
ID share: FR0014000865	Net income: Accumulation and/or Distribution Realised net gains: Accumulation and/or Distribution	Euro	Reserved for institutional investors	Initial subscription: EUR 1,000,000 minimum (2)
IXL share: FR0013480431	Net income: Accumulation Realised net gains: Accumulation	Euro	Reserved for institutional investors	Initial subscription: EUR 30,000,000 minimum (4)

- (1) Subscription for this share class is limited to investors subscribing through intermediaries providing an independent advisory service or discretionary investment management (including the management company within the limits of its "Sélection" offer) or multi-managers or distributors who:
- are subject to national laws forbidding any inducements to distributors (e.g. the United Kingdom and the Netherlands)
 - provide investment services and activities as defined by the MiFID II directive, and for which they are exclusively remunerated by their clients
- (2) With the exception of the management company, which may subscribe on its own behalf or on behalf of third parties without any minimum subscription amount.
- (3) The F share will be closed as soon as the net assets of the subfund have reached EUR 100 M and at the latest on 31/03/2019. After this date, only investors who already hold these shares may take part in new subscriptions, over the life of the subfund. Other shareholders (those who do not hold F shares) will only be able to subscribe to one of the other shares, regardless of the size of their investment.
- (4) With the exception of the management company, which may subscribe on its own behalf without any minimum subscription amount.

Where to obtain the latest annual and interim reports

The latest annual and interim reports are available on the website www.lfde.com or may be sent to shareholders within eight business days on written request to:

LA FINANCIERE DE L'ÉCHIQUIER
53 Avenue d'Iéna
75116 Paris

If required, additional information may be obtained from the management company by telephoning +33 (0)1.47.23.90.90.

1.2 Parties involved

Depository and custodian

BNP PARIBAS SA
16, boulevard des Italiens
75009 Paris
Trade and Companies Register: 662 042 449 RCS Paris

BNP PARIBAS SA is a licensed bank authorised by the Autorité de Contrôle Prudentiel et de Résolution (ACPR). It is also the issuance account keeper (UCITS liabilities) and the centralising agent appointed to act on behalf of the SICAV.

Description of its duties and of conflicts of interest that may arise:

The Depository exercises three types of responsibilities, namely the oversight of the management company (as defined in Article 22.3 of the UCITS V directive), the monitoring of the cash flows of the UCITS (as set out in Article 22.4) and the safekeeping of the UCITS assets (per Article 22.5). The overriding objective of the Depository is to protect the interests of the holders/investors of the UCITS, which always prevail over any commercial interests.

Conflicts of interest may arise if and when the management company or the UCITS maintains other business relationships with BNP Paribas SA in parallel with an appointment of BNP Paribas SA acting as Depository. For example, BNP Paribas SA could, as well as acting as Depository, also provide the UCITS or the management company with fund administration services, including net asset value calculation.

In order to address situations of conflicts of interest, the Depository has implemented and maintains a management of conflicts of interest policy, aiming at:

- Identifying and analysing potential situations of conflicts of interest;
- Recording, managing and monitoring the conflict of interest situations either by:
 - Relying on the permanent measures in place to address conflicts of interest such as maintaining separate legal entities, segregation of duties, separation of reporting lines, insider lists for staff members,
 - Implementing a case-by-case management to (i) take the appropriate preventive measures such as drawing up a new watch list, implementing a new Chinese wall, making sure that operations are carried out at arm's length and/or informing the concerned client, or (ii) refuse to carry out the activity giving rise to the conflict of interest.

Description of any safekeeping functions delegated by the Depository, the list of delegates and subdelegates and any conflicts of interest that may arise from such a delegation:

The Depository of the UCITS, BNP Paribas SA, is responsible for safekeeping of the assets (as defined in Article 22.5 of the directive cited above). In order to provide custody services in a large number of countries, allowing UCITS to meet their

investment objectives, BNP Paribas SA has appointed sub-custodians in countries where BNP Paribas SA has no direct local presence.

These entities are listed on the following site:

<https://securities.bnpparibas.com>

The process of appointing sub-custodians and their continuing oversight follows the highest quality standards, including the management of any potential conflict of interest that should arise from such an appointment.

Up-to-date information on the two previous points will be sent to the investor on request.

Statutory auditor

PricewaterhouseCoopers Audit
Represented by Raphaëlle Alezra-Cabessa
63 rue de Villiers - 92208 Neuilly sur Seine

Distributor

LA FINANCIERE DE L'ECHIQUIER
53 Avenue d'Iéna
75116 Paris

This list of distributors is not exhaustive, mainly as the UCITS is listed on Euroclear. As a result, some distributors may not be mandated by or known to the management company.

Delegates

Financial Manager

LA FINANCIERE DE L'ECHIQUIER
53 avenue d'Iéna- 75116 Paris

The management company authorised by the AMF (Autorité des Marchés Financiers) on 17/01/1991 under number GP 91004.

Administrative and Accounting Management

SOCIETE GENERALE
29 boulevard Haussmann – 75009 Paris

Advisers

None.

Centralising agent for subscription and redemption orders appointed by the management company

BNP Paribas SA is responsible for receiving subscription and redemption orders.

Members of the administrative, management and supervisory bodies of the SICAV

The list of the SICAV's managers and their main roles is available in the SICAV's annual report. Such information is communicated under the responsibility of each of the cited members.

2. Operating and management procedures

2.1 General features

Segregation of subfunds

The SICAV allows investors to choose between several subfunds, each with a different investment objective. Each subfund constitutes a separate pool of assets. The assets of a specific subfund cover only the debts, commitments and obligations that concern that subfund.

Share characteristics

Nature of rights attached to the share class: Each shareholder has co-ownership rights on the Fund's net assets in proportion to the number of shares held.

Liability accounting: Liability accounting is performed by the depositary, BNP PARIBAS SA. Shares are administered under Euroclear France.

Voting rights: Each share entitles the holder to vote and be represented in general meetings under the conditions set by law and the articles of association.

Form of shares: Bearer shares.

Subdivision of shares: Subscriptions and redemptions are carried out in thousandths of shares.

Year-end

The last trading day of the Paris stock market in March each year as at the financial year closed on 31 March 2022.

Tax regime

This prospectus does not purport to set out the tax implications for investors subscribing, redeeming, holding or selling shares of a subfund of the SICAV. These tax implications will vary depending on the laws and practices in force in the shareholder's country of residence, domicile or incorporation, and on the shareholder's individual circumstances.

Depending on your tax regime, your country of residence, or the jurisdiction from which you invest in this SICAV, any capital gains and income from holding shares of subfund(s) of the SICAV may be subject to taxation. We advise you to consult a tax adviser regarding the potential consequences of purchasing, holding, selling, or redeeming shares of subfunds of the SICAV according to the laws of your country of tax residence, ordinary residence, or domicile.

Neither the management company nor the distributors shall accept any responsibility whatsoever for the tax consequences that may arise for investors following a decision to purchase, hold, sell or redeem shares of a subfund of the SICAV.

The SICAV offers accumulation and distribution shares through various subfunds. Investors are advised to consult their tax adviser regarding the regulations in force in their country of residence, following the rules for their particular situation (individuals, legal entities subject to corporate income tax, other cases, etc.). The rules applying to French resident investors are set by the French General Tax Code.

In general, investors are advised to consult their usual financial adviser or customer relationship manager to clarify the tax rules applicable in their particular circumstances.

Under the United States FATCA regulations (Foreign Account Tax Compliance Act), investors may be required to provide the UCI, the management company or their agent with information on their personal identity and place of residence (domicile and tax residence) for the purpose of identifying "US persons", as defined by FATCA. This information may be sent to the United States tax authorities via the French tax authorities. The failure by investors to fulfil this obligation may result in the deduction of a 30% withholding tax on US source income. Notwithstanding the efforts of the management company in relation to FATCA, investors are asked to ensure that the financial intermediary they have used to invest in the Fund has "Participating FFI" status. For more information, investors should contact a tax adviser.

Intermediary selection policy

Intermediaries and counterparties are selected from a predefined list by means of a competitive process. The list is established based on selection criteria specified in the policy for selection of market intermediaries available on the management company's website.

2.2 Specific features

ECHQUIER AGENOR SRI MID CAP EUROPE subfund

- A share ISIN code: FR0010321810
- G share ISIN code: FR0010581710
- D share ISIN code: FR0050001207
- I share ISIN code: FR0011188259
- IXL share ISIN code: FR0013406998
- IXL D share ISIN code: FR0014002RM9

Tax treatment

The subfund is eligible for share-based savings plans (PEA).

Investment objective

ECHQUIER AGENOR SRI MID CAP EUROPE is a stock-picking subfund. It invests in European growth small and mid-caps, selected in particular for the quality of their management.

This objective is combined with an extra-financial approach incorporating environmental, social, and governance (ESG) criteria. The extra-financial objective is to help companies move forward on ESG issues by engaging in dialogue with them on a regular basis and by sharing with them specific areas of improvement monitored over time.

The extra-financial objective of the subfund complies with the provisions of Article 8 of the SFDR.

Benchmark

The MSCI Europe Mid Cap NR index is a representative benchmark of the management of ECHQUIER AGENOR SRI MID CAP EUROPE (Bloomberg code M7EUMC Index). This index represents the movements of all equities of European mid-cap companies. It is calculated in euros, with dividends reinvested.

The administrator MSCI Limited of the benchmark MSCI Europe Small Cap is included in the register of administrators and benchmarks kept by the ESMA.

In accordance with Regulation (EU) 2016/1011 of the European Parliament and of the Council of 8 June 2016, the management company has a procedure for monitoring the benchmark indices used, describing the measures to be implemented in the event of substantial changes to an index or should that index no longer be provided.

Investment strategy

1. Strategies used

The subfund implements an active and discretionary management strategy, focused on equity markets in the European Union. The subfund is exposed mainly to European small and mid-caps.

In order for the subfund to be eligible for PEAs, a minimum of 75% is invested at all times in financial instruments eligible for PEAs.

The management of ECHQUIER AGENOR SRI MID CAP EUROPE is based on a rigorous stock-picking process, involving direct meetings with the companies in which the subfund invests.

The management company undertakes to take part at all times, in the votes of the General Meetings of the companies included in the portfolio. For more information, investors should refer to the Voting Policy available on www.lfde.com.

A fundamental analysis is then carried out on each company, using a rating framework developed in-house that assesses several criteria including:

- the quality of the company's management
- the quality of its financial structure
- visibility on future earnings
- the growth prospects for its business
- environmental and social aspects the speculative nature of the stock.

The values used result from the setting of target purchase and sale prices.

The selected securities have therefore undergone a highly selective process based on a quantitative and qualitative analysis. The methodology involving the setting of a purchase price and a sale price make it possible to establish a position on securities presenting a potential for future appreciation by the market.

Depending on the manager's convictions, the portfolio's construction can lead to a concentrated portfolio (fewer than 50 stocks).

SRI approach implemented by the subfund

The initial investment universe is made up of:

- For the equities component, European small and mid caps with a market capitalisation of between EUR 1 and EUR 10 billion, i.e. around 860 stocks;
- Supplemented for the negotiable debt securities component by around 80 European corporate issuers, in which the team has already invested in past years, and which regularly issue treasury bills.

The different criteria presented below are applied to this initial investment universe.

This SRI subfund systematically incorporates environmental and governance criteria into financial management. This has an impact on the selection of portfolio securities.

The examples of indicators used for each of the E, S, and G criteria are as follows:

- *Environmental indicators*: environmental policy and actions, results of action plans put in place by the company, exposure of suppliers to environmental risks, positive or negative impact of products on the environment.
- *Social indicators*: attractiveness of the employer brand, employee retention, anti-discrimination, employee protection,

- exposure of suppliers to social risks, relations with civil society.
- **Governance indicators:** competence of the management team, checks and balances, respect for minority shareholders, business ethics.

The subfund focuses on selecting the top-rated issuers from an extra-financial perspective within their investment universe ("best in universe" approach). This subfund also invests in companies that have adopted a CSR approach and have an improving momentum in their ESG practices ("best efforts" approach).

The ESG rating of issuers in the portfolio must always be equal to 100%.

The subfund applies two extra-financial filters in its stock-picking: after controversial sectors and practices are excluded, stocks must meet a minimum ESG rating requirement. These ratings are determined by the management company and applied to the entire portfolio.

The ESG rating is out of 10 and is awarded to each issuer. This score is determined as follows:

- **Governance:** The Governance rating represents approximately 60% of the overall ESG score. This is a long-standing bias for La Financière de l'Echiquier, which has attached particular importance to this subject since the company's creation.
- **Environmental and Social:** Social and environmental criteria are combined to determine a Responsibility score. Its calculation takes into account the type of company:
 - for industrial stocks: the social and environmental criteria are equally weighted in the Responsibility score.
 - for service stocks: the "Social" score accounts for 2/3 of the "Responsibility" score, while the "Environmental" score represents 1/3 of the "Responsibility" score.

This rating may be lowered if significant controversy arises.

The minimum ESG rating is set at 5.5/10 for this subfund.

If a company's rating falls below the minimum required by the management company for the subfund, the position in the issuer would be sold in the best interests of the shareholders.

This ESG approach results in a selectivity rate (reduction of the initial investment universe as defined above) of at least 20%.

SRI label

In addition, and in order to meet the requirements of the French SRI label, the fund must obtain a better result than its benchmark for the following indicators:

- **Engaging Environmental Indicator** - Intensity of emissions generated (calculated according to the WACI methodology of Carbone4 Finance)
- **Engaging Governance Indicator** - ESG Controversy Score (rating measuring the management and occurrence of ESG controversies on topics such as the environment, consumer rights, human rights, labour rights, supplier management and governance)

Sustainable investment

A sustainable investment meets three criteria:

- the company's activity contributes positively to an **environmental or social objective**

- it **does not cause significant harm** to any of these objectives
- The company applies **good governance practices**

Investments considered sustainable within the meaning of the SFDR will represent at least 40% of the UCI's net assets. The details of the proprietary methodology applied by the management company to determine this percentage are described in the SFDR appendix of the UCI.

Consideration of principal adverse impacts

Lastly, the management team takes the principal adverse sustainability impacts into account in its investment decisions.

Pour une information plus détaillée sur la prise en compte des principales incidences négatives, l'investisseur est invité à se référer à l'article 4 de la politique SFDR de la société de gestion disponible sur le site internet : www.lfde.com.

Alignment with the taxonomy

The subfund may invest in environmentally sustainable economic activities. However, the ESG rating assigned to each security is the result of a global analysis that also takes into account social and governance criteria. It therefore does not allow a targeted approach to a particular objective of the European Taxonomy or to assess the degree of alignment of an investment.

In this case, the principle which states "do no significant harm" applies only to underlying investments which take into account European Union criteria in matters of environmentally sustainable economic activities and not the remaining portion of the underlying investments. The investments underlying the remaining portion of this financial product do not take into account the criteria of the European Union in matters of environmentally sustainable economic activities. The subfund is committed to a 0% alignment with the European Taxonomy.

Methodological limits:

The SRI analysis approach for companies put in place by La Financière de l'Echiquier is based on a qualitative analysis of these players' environmental, social and governance practices. A number of limitations may be identified, in connection with the management company's methodology but also more broadly with the quality of the information available on these issues.

Analysis is largely based on qualitative and quantitative data communicated by the companies themselves, and is therefore dependent on the quality of this information. Although constantly improving, companies' ESG reports still remain fragmented and heterogeneous.

In order to make the analysis as relevant as possible, La Financière de l'Echiquier focuses on the points most likely to have a concrete impact on the companies surveyed and on society as a whole. These key issues are defined on a case-by-case basis, and are by definition not exhaustive.

Finally, although the management company's analysis methodology is intended to incorporate forward-looking elements that assure it of the environmental and social quality of the companies in which it invests, it is difficult to anticipate when controversies will arise, and these may prompt the management company to review its opinion on the ESG quality of an issuer in the portfolio ex-post.

In addition, the “best in universe” approach is based on a subjective analysis of ESG criteria. Thus, the management company’s opinion of issuers may vary over time.

Furthermore, the “best efforts” approach, which consists of selecting issuers with an improving momentum in their ESG practices, may have limits; certain issuers may not show sufficient progress relative to expectations.

For more detailed information on the rating methodology used for the subfund and its limits, investors should refer to the Transparency Code of La Financière de l'Echiquier available on www.lfde.com.

2. Assets used (excluding derivatives)

a) Equities:

ECHQUIER AGENOR SRI MID CAP EUROPE is invested in stocks of all sectors and all capitalisation sizes.

It should be noted, however, that the subfund is invested mainly in European small and mid-cap stocks, i.e., those with a market capitalisation of less than EUR 10 billion. This criterion is assessed at the time of the initial investment in the equities in question.

ECHQUIER AGENOR SRI MID CAP EUROPE is mainly invested in European Union equities, but may invest up to 25% in equities outside this area.

b) Debt securities and money market instruments: Up to 25% of the subfund’s assets may be invested:

- in negotiable debt securities. The longest maturity of debt securities used for the subfund’s cash management shall be 5 years. The short-term securities used have a Standard & Poor’s rating of investment grade or an equivalent rating by another ratings agency. Up to 10% of the subfund’s assets may be invested in “speculative” or unrated negotiable debt securities.
- in bonds. In this regard, particular attention will be given to the credit quality of the companies that issue these securities. Eligible securities are deemed investment grade, i.e., having a minimum Standard & Poor’s rating of BBB- or equivalent or considered as such by the management team. The maximum maturity of bonds is 10 years. Up to 10% of the subfund’s assets may be invested in “speculative” or unrated bonds. No limits have been set for the proportion of bonds of sovereign and private issuers in the portfolio.

Prior to purchase and for monitoring purposes over the life of securities, the credit risk is assessed on the basis of research and analysis carried out in-house by La Financière de l'Echiquier and using the ratings produced by the rating agencies.

When securities are deemed speculative or unrated, their issuers belong to groups monitored by La Financière de l'Echiquier’s internal research.

The ratings mentioned above are those used by the Fund manager at the time of the initial investment. If a rating is downgraded over the life of an investment, the manager will conduct an analysis on a case-by-case basis and decide whether or not to maintain the position concerned. The investment limits defined in relation to the assessment of credit risk by the rating

agencies may therefore be adjusted slightly to reflect the management team’s own analysis.

3. Investment in the securities of other undertakings for collective investment

Up to 10% of the subfund’s assets may be invested in units or shares of French and/or European UCITS and in retail investment funds. This will be a UCI in any AMF category provided it is not in conflict with investment strategy. It may be UCIs managed by the management company or by an associate company.

4. Derivatives

The subfund may invest in financial derivative instruments traded on regulated, unregulated, and/or over-the-counter markets. Within this framework, it may take positions to hedge the portfolio. It may also take positions to gain exposure to business sectors, equities, securities and equivalent instruments, and indices in order to satisfy the investment objective. The subfund may take positions to hedge the portfolio against currency risk.

These transactions shall be limited to 100% of the subfund’s assets.

Financial instruments are entered into with intermediaries selected by the management company that have no say on the composition or management of the portfolio of the SICAV’s subfund.

5. Securities with embedded derivatives

The manager may invest in securities with embedded derivatives (warrants, subscription certificates, convertible bonds, etc.) traded on regulated markets or over-the-counter. No rating restrictions apply to convertible bonds.

In this context, the manager may take positions to hedge and/or expose the portfolio to business sectors, geographical areas, interest rates, equities (small, mid or large cap stocks), currencies, securities and similar transferable securities or indices in order to achieve the investment objective.

The use of embedded derivatives, as opposed to the other derivative instruments listed above, will mainly be as a result of the manager seeking to optimise the hedging strategy, or, if appropriate, to improve the performance of the portfolio by reducing the costs related to the use of these financial instruments in order to achieve the investment objective.

In any event, the amounts invested in securities with embedded derivatives cannot exceed 10% of the net assets. The risk associated with this type of investment will be limited to the amount invested in the purchase.

6. Deposits

None

7. Cash borrowings

The subfund of the SICAV may borrow cash. Although the subfund may be in a debtor position temporarily as a result of its payment flows (investments and disposals in progress, subscriptions/redemptions, etc.) up to a limit of 10% of its assets, this does not form part of the investment objective.

8. Securities financing transactions

None

Risk profile

Your money will be principally invested in financial instruments selected by the management company. These instruments will be exposed to market trends and fluctuations.

Risk of capital loss:

Capital loss occurs when a security is sold for less than its purchase price. Investors are warned that they may not get back all the capital they initially invested. The Fund offers no capital guarantee or protection.

Equity risk:

If the equities or indices to which the Fund portfolio is exposed should fall, the Fund's net asset value could also fall.

Risks associated with investments in small and mid-cap shares:

On markets trading in small and mid-caps, the volume of shares listed on the stock exchange is low. As a result, market downturns are more pronounced and more rapid than those trading in large caps. The UCI's net asset value may therefore decline rapidly and significantly.

Risk related to discretionary management:

The discretionary management style applied to the Fund is based on the selection of stocks. There is a risk that Fund might not be invested in the best-performing securities at all times. The Fund may therefore not achieve its performance objective. Moreover, the net asset value of the Fund may post a negative performance.

Interest rate risk:

The Fund's net asset value may fall if interest rates rise.

Credit risk:

Credit risk is the risk of a private issuer's credit rating being downgraded or of its defaulting. The value of debt securities or bonds in which the Fund invests may fall, causing the Fund's net asset value to decline.

Currency risk:

This is the risk of a fall in the investment currencies relative to the euro, the portfolio's reference currency. Should any of these currencies weaken against the euro, the net asset value may decline.

Sustainability risk or risk linked to sustainable investment:

Any event or situation in the environmental, social or sustainable governance field (e.g. climate change, health and safety,

companies that do not comply with regulations, such as serious criminal sanctions, etc.) that, if it occurs, could have an actual or potential negative impact on the value of the investment. The occurrence of such an event or situation could also lead to a change in the investment strategy of the UCITS, including the exclusion of the securities of some issuers. More specifically, the negative effects of sustainability risks could affect issuers via a series of mechanisms, especially: 1) lower revenues; 2) increased costs; 3) damages or depreciation in asset value; 4) higher cost of capital; and 5) fines or regulatory risks. Due to the nature of sustainability risks and specific subjects such as climate change, the probability that sustainability risks would have an impact on returns on financial products is likely to increase over the longer term.

Eligible investors and typical investor profile

Target investors:

- A share: All investors
- G share: Reserved for distribution by financial intermediaries
- D share: Reserved for investors resident in Belgium or Luxembourg
- I share: Reserved for institutional investors
- IXL share: Reserved for institutional investors
- IXL D share: Reserved for institutional investors

Typical investor profile:

The subfund is intended for individuals or institutional investors who are aware of the inherent risk in holding shares in such a UCITS, which is a high risk due to investment in European equities.

ECHQUIER AGENOR SRI MID CAP EUROPE may be used for variable-capital, unit-linked individual life insurance policies.

ECHQUIER AGENOR SRI MID CAP EUROPE may be used as an investment vehicle for UCITS managed by La Financière de l'Echiquier.

The appropriate amount to invest in ECHQUIER AGENOR SRI MID CAP EUROPE depends on the personal situation of the investor. In deciding how much to invest, shareholders should take into account their personal assets and any business assets, their cash requirements at the time and in 5 years, and whether they are willing to take risks on equity markets. Investors are also strongly advised to diversify their investments sufficiently so as not to be exposed solely to the risks of this subfund.

Recommended investment duration

More than 5 years.

Methods for determining and appropriating distributable sums

Share class	Net income allocation	Realised net gain allocations
A share	Accumulation	Accumulation
G share	Accumulation	Accumulation
D share	Accumulation and/or Distribution	Accumulation and/or Distribution
I share	Accumulation	Accumulation
IXL share	Accumulation	Accumulation
IXL D share	Accumulation and/or Distribution	Accumulation and/or Distribution

Share characteristics: (base currencies, fractional units, etc.)

The A, G, D, I, IXL and IXL D shares are denominated in euros and fractioned into thousandths.

The initial value of the A share is fixed at 100 euros.

The initial value of the G share is fixed at 168.16 euros.

The initial value of the D shares is fixed at 100 euros.

The initial value of the I share is fixed at 1,000 euros.

The initial value of the IXL share is fixed at 1,000 euros.

The initial value of the IXL D share is fixed at 1,000 euros.

Subscription and redemption procedures

Subscriptions and redemptions are carried out in thousandths of shares.

The minimum initial subscription amount for I shares is 1,000,000 euros, with the exception of the management company, which may subscribe for only one share on its own behalf or on behalf of third parties.

The minimum initial subscription amount for IXL shares and IXL D shares is 30,000,000 euros, with the exception of the management company, which may subscribe for only one share on its own behalf.

Subsequent subscriptions may be carried out in thousandths of shares.

Subscription and redemption requests are centralised each day before 12 p.m. (Paris time) by the depositary:

BNP PARIBAS SA

16, boulevard des Italiens, 75009 Paris

Postal address: Grands Moulins de Pantin, 9 Rue du Débarcadère, 93500 Pantin

And are executed on the basis of the next net asset value calculated using the closing price on the day the requests were centralised. Subscription and redemption requests arriving after 12 p.m. (Paris time) are executed on the basis of the net asset value calculated after the one mentioned above.

In some countries, subscriptions may be carried out according to procedures other than a single, one-off subscription. For Italy, details of the subscription procedures are provided on the subscription form.

The net asset value is calculated daily, except for days when the Paris stock market is closed and on official French public holidays.

T	T: Date of establishment of the net asset value	T+1 working day	T+2 working days
Centralisation before 12 p.m. of subscription and redemption orders	Execution of the order at the latest during day T	Calculation and publication of the net asset value	Payment for subscriptions and redemptions

Procedures for switching from one subfund (or one share) to another

It is possible to ask to switch (sale followed by simultaneous purchase) from one subfund to another (or between two shares of the same subfund).

However, these transactions will only be possible:

- on orders expressed in quantities
- on shares of subfunds expressed in the same currency
- on subfunds with the same net asset value calculation frequency and the same centralisation date
- on subfunds with the same subscription/redemption cut-off times

Orders are executed based on the next asset value calculated.

It should be specified that in the event of a switch:

- any prior notice is not applied
- it is the settlement-delivery date of the redemption that is applied to the two parts (subscription and redemption)

Finally, investors are reminded that depending on the tax system of their country, this transaction may trigger the application of tax on capital gains or losses on financial instruments.

Pursuant to Article L. 214-8-7 of the French Monetary and Financial Code, if, under exceptional circumstances it is deemed in the interest of the shareholders, the Fund's redemption of shares and its issue of new shares may be temporarily suspended by the management company.

The net asset value is available upon request from the management company on +33 (0)1.47.23.90.90 or on its website (www.lfde.com).

Fees and charges

Fees charged to the investor, deducted upon subscription and redemption	Basis	Rate
Subscription fee not retained by the UCITS	Net asset value x number of shares	Maximum of 5.00 %
Subscription fee retained by the UCITS	Net asset value x number of shares	None
Redemption fee not retained by the UCITS	Net asset value x number of shares	None
Redemption fee retained by the UCITS	Net asset value x number of shares	None

Fees charged to the UCITS	Basis		Rate
1	Financial management costs Administrative fees external to the management company	Net assets	A share
			Maximum of 2.392 % incl. tax
			G share
			Maximum of 1.35 % incl. tax
			D share
			Maximum of 1.75% incl. tax
2	Maximum indirect fees (management fees and commissions)	Net assets	I share
			Maximum of 1.00 % incl. tax
			IXL D share
			Maximum of 0.70% incl. tax
3	Transaction commissions received by the management company	Payable on each transaction or operation	IXL share
			Maximum of 0.70 % incl. tax
			Maximum of 0.40% incl. tax for equities
			A share
			None
			G share
4	Performance fee	Net assets	None
			D share
			None
			I share
			None
			IXL D share
			None
			IXL share
			None

(*) The subfund may invest up to 10% of its assets in other UCIs if the management fees do not exceed 2.392%. For further information, please contact the management company.

The fees due for the management of the UCITS in application of 4° of II of Article L. 621-5-3 of the French Monetary and Financial Code; the exceptional and non-recurring duties, taxes, fees, and government rights (related to the subfund) are charged to the subfund.

In addition to the fees set out above, other fees may be borne by the subfund in certain circumstances, such as extraordinary and non-recurring costs relating to debt recovery or proceedings to assert a right, provided that these fees are consistently lower than the amounts recovered.

Furthermore, research expenses pursuant to article 314-21 of the AMF General Regulation may be billed to the subfund. Additional information on how these research expenses work is available from the management company.

ECHIQUIER AGRESSOR subfund

- A share ISIN code: FR0010321802
- G share ISIN code: FR0010581702
- I share ISIN code: FR0011188150
- P share ISIN code: FR0011435197

Tax treatment

The subfund is eligible for share-based savings plans (PEA).

Investment objective

ECHIQUIER AGRESSOR is a dynamic subfund seeking to outperform its benchmark index over the recommended investment period through exposure to European equity markets.

Benchmark

The MSCI EUROPE Index (Bloomberg ticker MSDEE15N) is a representative indicator for the management of ECHIQUIER AGRESSOR. This index is representative of movements on equity markets of Europe's most developed countries. It is calculated in euros, with dividends reinvested.

The administrator MSCI Limited of the MSCI Europe benchmark is included in the register of administrators and benchmarks kept by the ESMA.

In accordance with Regulation (EU) 2016/1011 of the European Parliament and of the Council of 8 June 2016, the management company has a procedure for monitoring the benchmark indices used, describing the measures to be implemented in the event of substantial changes to an index or should that index no longer be provided.

Investment strategy

1. Strategies used

The subfund implements an active and discretionary management strategy in accordance with Article 8 of the SFDR. This strategy is focused on European equity markets (European Union, European Free Trade Association and the United Kingdom).

ECHIQUIER AGRESSOR invests in small and mid-caps as well as mainly European large caps. The management of ECHIQUIER AGRESSOR is firstly based on a rigorous stock-picking process, involving direct meetings with the companies in which the subfund invests.

The management company undertakes to take part at all times, in the votes of the General Meetings of the companies included in the portfolio. For more information, investors should refer to the Voting Policy available on www.lfde.com.

A fundamental analysis is then carried out on each company, using a rating framework developed in-house that assesses several criteria including:

- the quality of the company's management

- the quality of its financial structure
- visibility on future earnings
- the growth prospects for its business
- environmental and social aspects the speculative nature of the stock.

The values used result from the setting of target purchase and sale prices.

The selected securities have therefore undergone a highly selective process based on a quantitative and qualitative analysis. The methodology involving the setting of a purchase price and a sale price make it possible to establish a position on securities presenting a potential for future appreciation by the market according to our analysis, and then on shorter-term transactions in order to take advantage of equity market volatility.

The subfund's exposure to equity risk is between 60% and 100% of its net assets at all times.

In order for the subfund to be eligible for PEAs, a minimum of 75% is invested at all times in financial instruments eligible for PEAs.

Depending on the manager's convictions, the portfolio's construction can lead to a concentrated portfolio (fewer than 50 stocks).

Up to a maximum of 25% of the net assets of ECHIQUIER AGRESSOR may be exposed to investment grade bonds depending on market trends and situations.

Lastly, for cash management purposes, the subfund may invest:

- up to a maximum of 25% of its assets in investment grade negotiable debt securities
- up to 10% of its assets may be invested in units or shares of French and/or European UCITS or in units or shares of retail investment funds.

ECHIQUIER AGRESSOR may use derivative instruments for equity market risk hedging and exposure and exceptionally currency risk hedging.

In addition, the subfund systematically incorporates environmental, social and governance criteria. The examples of indicators used for each of the E, S, and G criteria are as follows:

- Environmental indicators: environmental policy and actions, results of action plans put in place by the company, exposure of suppliers to environmental risks, positive or negative impact of products on the environment
- Social indicators: attractiveness of the employer brand, employee retention, anti-discrimination, employee protection, exposure of suppliers to social risks, relations with civil society.
- Governance indicators: competence of the management team, checks and balances, respect for minority shareholders, business ethics.

The extra-financial analysis used in the fund's management consists of:

- Carrying out an ESG analysis of the issuers (minimum 90%)

An ESG rating out of 10 is awarded to each issuer. This rating is established using an in-house methodology by the management company and is composed as follows:

- **Governance:** The Governance score represents around 60% of the overall ESG rating. This is a historical stake for La Financière de l'Echiquier, which since its creation has attached particular importance to this aspect.
- **Environmental and Social:** Social and environmental criteria are combined to determine a "Responsibility" score. Its calculation takes into account the type of company:
 - For industrial stocks: the social and environmental criteria are equally weighted within the Responsibility score;
 - For services stocks: the "Social" score accounts for 2/3 of the Responsibility score, while the "Environmental" score represents 1/3 of the Responsibility score.
- Having an average ESG rating higher than the investment universe.
- Implementing an exclusion approach through sector and norms-based exclusions.
- Using a filter based on ESG convictions (application of a minimum rating)

Sustainable investment

A sustainable investment meets three criteria:

- the company's activity contributes positively to an **environmental or social objective**
- it **does not cause significant harm** to any of these objectives
- the company applies **good governance practices**

Investments considered sustainable within the meaning of the SFDR will represent at least 10% of the UCI's net assets. The details of the proprietary methodology applied by the management company to determine this percentage are described in the SFDR appendix of the UCI.

Consideration of principal adverse impacts

Lastly, the management team takes the principal adverse sustainability impacts into account in its investment decisions.

Pour une information plus détaillée sur la prise en compte des principales incidences négatives, l'investisseur est invité à se référer à l'article 4 de la politique SFDR de la société de gestion disponible sur le site internet : www.lfde.com.

Alignment with the taxonomy

The subfund may invest in environmentally sustainable economic activities. However, the ESG rating assigned to each security is the result of a global analysis that also takes into account social and governance criteria. It therefore does not allow a targeted approach to a particular objective of the European Taxonomy or to assess the degree of alignment of an investment.

In this case, the principle which states "do no significant harm" applies only to underlying investments which take into account European Union criteria in matters of environmentally sustainable economic activities and not the remaining portion of the underlying investments. The investments underlying the

remaining portion of this financial product do not take into account the criteria of the European Union in matters of environmentally sustainable economic activities. The subfund is committed to a 0% alignment with the European Taxonomy.

The methodological limits of the ESG approach mainly concern the reliability of the extra-financial data published by the issuers and the subjective nature of the rating system applied by the management company.

For more detailed information on the extra-financial rating methodology used for the subfund and its limits, investors should visit the website www.lfde.com.

2. Assets used (excluding derivatives)

a) Equities:

Investment in equities will be permanently at a minimum of 75%. ECHIQUIER AGRESSOR is primarily invested in equities in Europe (European Union, European Free Trade Association and the United Kingdom). The subfund may however invest up to 25% outside Europe.

The subfund is exposed to small caps, mid-caps and large caps, although there is a limit of 20% on small caps (less than EUR 1 billion).

The rigorous stock picking and the trading transactions are not intended to achieve any objective of sectoral or geographical allocations apart from the constraints mentioned above.

b) Debt securities and money market instruments: Up to 25% of the subfund's assets may be invested:

- in negotiable debt securities. The longest maturity of debt securities used for the subfund's cash management shall be 5 years. The short-term securities used have a Standard & Poor's rating of investment grade or an equivalent rating by another ratings agency. Up to 10% of the subfund's assets may be invested in "speculative" or unrated negotiable debt securities.
- in bonds. In this regard, particular attention will be given to the credit quality of the companies that issue these securities. Eligible securities are deemed investment grade, i.e., having a minimum Standard & Poor's rating of BBB- or equivalent or considered as such by the management team. The maximum maturity of bonds is 10 years. Up to 10% of the subfund's assets may be invested in "speculative" or unrated bonds.

No limits have been set for the proportion of bonds of sovereign and private issuers in the portfolio.

The selection of underlying assets is not based mechanically and exclusively on the rating criterion and relies on an in-house analysis of credit or market risk.

When securities are deemed speculative or unrated, their issuers belong to groups monitored by La Financière de l'Echiquier's internal research.

The ratings mentioned above are those used by the Fund manager at the time of the initial investment. If a rating is downgraded over the life of an investment, the manager will conduct an analysis on a case-by-case basis and decide whether or not to maintain the position concerned. The investment limits defined in relation to the assessment of credit risk by the rating

agencies may therefore be adjusted slightly to reflect the management team's own analysis.

3. Investment in the securities of other undertakings for collective investment

Up to 10% of the subfund's assets may be invested in units or shares of French and/or European UCITS and in retail investment funds. This will be a UCI in any AMF category provided it is not in conflict with investment strategy. It may be UCIs managed by the management company or by an associate company.

4. Derivatives

The subfund may invest in financial derivative instruments traded on regulated markets, unregulated markets, and/or over the counter. In this context, the subfund may take positions:

- to hedge the portfolio against equity market risk and exceptionally against currency risk
- to generate exposure to equity market risk in accordance with the investment objective.

The instruments used are:

- index futures
- options on securities and indices
- currency options
- and forex forwards

These transactions shall be limited to 100% of the subfund's assets.

Financial instruments are entered into with intermediaries selected by the management company that have no say on the composition or management of the subfund's portfolio.

5. Securities with embedded derivatives

The manager may invest in securities with embedded derivatives (warrants, subscription certificates, convertible bonds, etc.) traded on regulated markets or over-the-counter.

In this context, the manager may take positions to hedge and/or expose the portfolio to business sectors, geographical areas, interest rates, equities (small, mid or large cap stocks), currencies, securities and similar transferable securities or indices in order to achieve the investment objective.

The use of embedded derivatives, as opposed to the other derivative instruments listed above, will mainly be as a result of the manager seeking to optimise the hedging strategy, or, if appropriate, to improve the performance of the portfolio by reducing the costs related to the use of these financial instruments in order to achieve the investment objective.

In any event, the amounts invested in securities with embedded derivatives cannot exceed 10% of the net assets. The risk associated with this type of investment will be limited to the amount invested in the purchase.

6. Deposits

None

7. Cash borrowings

The subfund of the SICAV may borrow cash. Although the subfund may be in a debtor position temporarily as a result of its payment flows (investments and disposals in progress,

subscriptions/redemptions, etc.) up to a limit of 10% of its assets, this does not form part of the investment objective.

8. Securities financing transactions

None

Risk profile

Your money will be principally invested in financial instruments selected by the management company. These instruments will be exposed to market trends and fluctuations.

Risk of capital loss:

Capital loss occurs when a security is sold for less than its purchase price. Investors are warned that they may not get back all the capital they initially invested. The Fund offers no capital guarantee or protection.

Equity risk:

If the equities or indices to which the Fund portfolio is exposed should fall, the Fund's net asset value could also fall.

Risks associated with investments in small and mid-cap shares:

On markets trading in small and mid-caps, the volume of shares listed on the stock exchange is low. As a result, market downturns are more pronounced and more rapid than those trading in large caps. The UCI's net asset value may therefore decline rapidly and significantly.

Risk related to discretionary management:

The discretionary management style applied to the Fund is based on the selection of stocks. There is a risk that Fund might not be invested in the best-performing securities at all times. The Fund may therefore not achieve its performance objective. Moreover, the net asset value of the Fund may post a negative performance.

Interest rate risk:

The Fund's net asset value may fall if interest rates rise.

Credit risk:

Credit risk is the risk of a private issuer's credit rating being downgraded or of its defaulting. The value of debt securities or bonds in which the Fund invests may fall, causing the Fund's net asset value to decline.

Currency risk:

This is the risk of a fall in the investment currencies relative to the euro, the portfolio's reference currency. Should any of these currencies weaken against the euro, the net asset value may decline.

Sustainability risk or risk linked to sustainable investment: Any event or situation in the environmental, social or sustainable governance field (e.g. climate change, health and safety, companies that do not comply with regulations, such as serious criminal sanctions, etc.) that, if it occurs, could have an actual or potential negative impact on the value of the investment. The occurrence of such an event or situation could also lead to a change in the investment strategy of the UCITS, including the exclusion of the securities of some issuers. More specifically, the negative effects of sustainability risks could affect issuers via a

series of mechanisms, especially: 1) lower revenues; 2) increased costs; 3) damages or depreciation in asset value; 4) higher cost of capital; and 5) fines or regulatory risks. Due to the nature of sustainability risks and specific subjects such as climate change, the probability that sustainability risks would have an impact on returns on financial products is likely to increase over the longer term.

Eligible investors and typical investor profile

Target investors:

- A share: All investors
- G share: Reserved for distribution by financial intermediaries
- I share: Reserved for institutional investors
- P share: All investors

Typical investor profile:

The subfund is intended for individuals or institutional investors who are aware of the inherent risk in holding shares in such a UCITS, which is a high risk due to investment in European equities.

ECHIQUIER AGRESSOR may be used for variable-capital, unit-linked individual life insurance policies.

ECHIQUIER AGRESSOR may be used as an investment vehicle for UCITS managed by La Financière de l'Echiquier.

The appropriate amount to invest in ECHIQUIER AGRESSOR depends on the personal situation of the investor. In deciding how much to invest, shareholders should take into account their personal assets and any business assets, their cash requirements at the time and in 5 years, and whether they are willing to take risks on equity markets. Investors are also strongly advised to diversify their investments sufficiently so as not to be exposed solely to the risks of this subfund.

Recommended investment period:

More than 5 years.

Methods for determining and appropriating distributable sums

Share class	Net income allocation	Realised net gain allocations
A share	Accumulation	Accumulation
G share	Accumulation	Accumulation
I share	Accumulation	Accumulation
P share	Accumulation	Accumulation

Share characteristics: (base currencies, fractional units, etc.)

The I, A, P and G shares are denominated in euros and sub-divided into thousandths.

The initial value of the A share is fixed at 95.28 euros.

The initial value of the G share is fixed at 1,110.28 euros.

The initial value of the I share is fixed at 1,000 euros.

The initial value of the P share is fixed at 1,000 euros.

For P units: a portion of the management fees is paid by the management company to Fondation Groupe Primonial under the auspices of Fondation de France. Performance fees are fully paid to Fondation Groupe Primonial.

Investors may obtain more detailed information from La Financière de l'Echiquier.

The management company may enjoy a tax credit for any donations made to this foundation.

Subscription and redemption procedures

Subscriptions and redemptions are carried out in thousandths of shares.

The minimum initial subscription amount for I shares is 1,000,000 euros, with the exception of the management company, which may subscribe for only one share on its own behalf or on behalf of third parties. Subsequent subscriptions may be carried out in thousandths of shares.

Subscription and redemption requests are centralised each day before 12 p.m. (Paris time) by the depositary:

BNP PARIBAS SA

16, boulevard des Italiens, 75009 Paris

Postal address: Grands Moulins de Pantin, 9 Rue du Débarcadère, 93500 Pantin

Pursuant to Article L. 214-8-7 of the French Monetary and Financial Code, if, under exceptional circumstances it is deemed in the interest of the shareholders, the Fund's redemption of shares and its issue of new shares may be temporarily suspended by the management company.

In some countries, subscriptions may be carried out according to procedures other than a single, one-off subscription. For Italy, details of the subscription procedures are provided on the subscription form.

The net asset value is calculated daily, except for days when the Paris stock market is closed and on official French public holidays.

T	T: Date of establishment of the net asset value	T+1 working day	T+2 working days
Centralisation before 12 p.m. of subscription and redemption orders	Execution of the order at the latest during day T	Calculation and publication of the net asset value	Payment for subscriptions and redemptions

Procedures for switching from one subfund (or one share) to another

It is possible to ask to switch (sale followed by simultaneous purchase) from one subfund to another (or between two shares of the same subfund).

However, these transactions will only be possible:

- on orders expressed in quantities
- on shares of subfunds expressed in the same currency
- on subfunds with the same net asset value calculation frequency and the same centralisation date
- on subfunds with the same subscription/redemption cut-off times

Orders are executed based on the next asset value calculated.

It should be specified that in the event of a switch:

- any prior notice is not applied
- it is the settlement-delivery date of the redemption that is applied to the two parts (subscription and redemption)

Finally, investors are reminded that depending on the tax system of their country, this transaction may trigger the application of tax on capital gains or losses on financial instruments.

Pursuant to Article L. 214-8-7 of the French Monetary and Financial Code, if, under exceptional circumstances it is deemed in the interest of the holders, the Fund's redemption of shares and its issue of new shares may be temporarily suspended by the management company.

The net asset value is available upon request from the management company on +33 (0)1.47.23.90.90 or on its website (www.lfde.com).

Fees and charges

Fees charged to the investor, deducted upon subscription and redemption	Basis	Rate
Subscription fee not retained by the UCITS	Net asset value x number of shares	Maximum of 3.00%
Subscription fee retained by the UCITS	Net asset value x number of shares	None
Redemption fee not retained by the UCITS	Net asset value x number of shares	None
Redemption fee retained by the UCITS	Net asset value x number of shares	None

Fees charged to the UCITS	Basis		Rate
1 Financial management costs Administrative fees external to the management company	Net assets	A share	Maximum of 2.25 % incl. tax
		G share	Maximum of 1.35 % incl. tax
		I share	Maximum of 1.00 % incl. tax
		P share	Maximum of 2.00 % incl. tax
2 Maximum indirect fees (management fees and commissions)	Net assets		(*)
3 Transaction commissions received by the management company	Payable on each transaction or operation		Maximum of 0.40% incl. tax for shares only
4 Performance fee	Net assets	A share	15% including taxes of the Fund's outperformance, net of fixed management fees, relative to its benchmark index, provided the Fund's performance is positive
		G share	None
		I share	None
		P share	20% including taxes of the Fund's outperformance, net of fixed management fees, relative to its benchmark index, provided the Fund's performance is positive

(*) The subfund may invest up to 10% of its assets in other UCIs if the management fees do not exceed 2.392%. For further information, please contact the management company.

The fees due for the management of the UCITS in application of 4° of II of Article L. 621-5-3 of the French Monetary and Financial Code; the exceptional and non-recurring duties, taxes, fees, and government rights (related to the subfund) are charged to the subfund.

In addition to the fees set out above, other fees may be borne by the subfund in certain circumstances, such as extraordinary and non-recurring costs relating to debt recovery or proceedings to assert a right, provided that these fees are consistently lower than the amounts recovered.

Furthermore, research expenses pursuant to article 314-21 of the AMF General Regulation may be billed to the subfund. Additional information on how these research expenses work is available from the management company.

For P units: a portion of the management fees is paid by the management company to Fondation Groupe Primonial under the auspices of Fondation de France. Performance fees are fully paid to Fondation Groupe Primonial.

Investors may obtain more detailed information from La Financière de l'Echiquier.

The management company may enjoy a tax credit for any donations made to this foundation.

Procedures for calculating the performance fee

Frequency of crystallisation of the performance fee and observation period

The frequency of crystallisation, i.e. the frequency at which the provisions for the performance fees can be retained by the management company, is annual. The observation period runs from 1 April to 31 March.

However, following the change to the year-end of the SICAV on 31 March 2022, the period running from 30 September 2021 will be longer than one year because it is extended until 31 March 2023. It will then be each year from 1 April to 31 March.

The performance reference period

The performance reference period is the period during which the performance is measured and compared to that of the benchmark, at the end of which the mechanism for compensating for past underperformance (or negative performance) can be reset. This period is set at five rolling years.

Benchmark

MSCI EUROPE

Calculation method

The performance fee is provisioned at each net asset value.

The performance fee is adjusted at each net asset value calculation, on the basis of 15% including all taxes (A share) or 20% including all taxes (P share) of the outperformance of the fund compared to the reference indicator, on the condition that the fund's performance is positive (the net asset value is higher than the net asset value at the start of the period).

If the UCI underperforms the benchmark, this provision is adjusted through writebacks. Provision writebacks are capped at the level of the allocations made.

The methodology applied for the calculation of the performance fee is based on the "fictional asset" calculation method, which simulates a fictional asset subject to the same subscription and redemption conditions as the original subfund, incremented by the performance of the benchmark. This fictional asset is then compared with the performance of the subfund's actual assets. The difference between the two assets therefore gives the fund's outperformance relative to its benchmark.

Payment of the performance fee and catch-up period

- In the event that the fund has outperformed at the end of the observation period and that it has a positive performance, the management company takes the fees provisioned for and a new observation period starts.
- In the event that the fund has outperformed at the end of the observation period and has a negative performance, the management company takes no performance fee but a new observation period starts.
- In the case that the fund has underperformed its reference indicator at the end of the observation period, no fee is charged and the initial observation period is extended by 12 months (catch-up period) so that this underperformance may be compensated for before a performance fee becomes payable again. The initial observation period may be extended as such by up to five years (reference period).
- The observation period may be extended as such by up to five years (reference period). Beyond that, if the residual underperformance has not been caught up, it will be abandoned. If a year of underperformance has occurred within this first 5-year period and has not been caught up for by the end of this first period, a new period of up to 5 years will begin from this new year of underperformance.

When shares are redeemed, if there is a provision for performance fees, the amount proportional to the redeemed shares is paid to the management company.

Examples

First case: the fund outperforms its index in each observation period. Fees are taken for each observation period, and each observation period will be 12 months.

Second case: Depending on the observation periods, the fund underperforms or outperforms its benchmark:

	Fund performance	Index performance	Relative performance over the year	Underperformance of the previous year to be offset	Net relative performance	Underperformance to be offset over the next year	Performance fee	Performance fee calculation
Year 1	5%	0%	5%	0%	5%	0%	Yes	15% x 5%
Year 2	3%	3%	0%	0%	0%	0%	No	-
Year 3	-5%	0%	-5%	0%	-5%	-5%	No	-
Year 4	5%	2%	3%	-5%	-2%	-2%	No	-
Year 5	7%	5%	2%	-2%	0%	0%	No	-
Year 6	10%	5%	5%	0%	5%	0%	Yes	15% x 5%
Year 7	9%	4%	5%	0%	5%	0%	Yes	15% x 5%
Year 8	-15%	-5%	-10%	0%	-10%	-10%	No	-
Year 9	-2%	-4%	2%	-10%	-8%	-8%	No	-
Year 10	0%	-2%	2%	-8%	-6%	-6%	No	-
Year 11	2%	0%	2%	-6%	-4%	-4%	No	-
Year 12	10%	10%	0%	-4%	-4%	0%*	No	-
Year 13	6%	4%	2%	0%	2%	0%	Yes	15% x 2%
Year 14	-6%	0%	-6%	0%	-6%	-6%	No	-
Year 15	4%	2%	2%	-6%	-4%	-4%	No	-
Year 16	6%	4%	2%	-4%	-2%	-2%	No	-
Year 17	10%	14%	-4%	-2%	-6%	-6%	No	-
Year 18	7%	7%	0%	-6%	-6%	-4%**	No	-
Year 19	6%	1%	5%	-4%	1%	0%	Yes	15% x 1%

* The underperformance of year 12 to be offset in the following year (year 13) is 0% and not -4% ("theoretical" underperformance to be offset the following year). The residual underperformance of year 8 that was not fully offset in the subsequent years is abandoned since the five-year reference period expired (the underperformance of year 8 could only be offset until year 12).

**The underperformance of year 18 to be offset in the following year (year 19) is -4% and not -6% ("theoretical" underperformance to be offset the following year). The share of the residual underperformance of year 14 (-2%) that was not fully offset in the subsequent years is abandoned since the five-year reference period expired (the underperformance of year 14 could only be offset until year 18).

ECHIQUIER HYBRID BONDS subfund

- A share ISIN code: FR0013277571
- AD share ISIN code: FR0013277597
- F share ISIN code: FR0013218005
- G share ISIN code: FR0013340957
- I share ISIN code: FR0013217999
- ID share ISIN code: FR0013277555

Classification

Bonds and other debt securities denominated in euros

Investment objective

The investment objective of ECHIQUIER HYBRID BONDS is to outperform, on an annualised basis over a minimum investment horizon of 3 years, net of fees, the iBoxx € Non-Financials Subordinated Total Return Index (net coupons reinvested) primarily through investments in perpetual bonds or bonds with significant maturity.

Benchmark

Investors should note that the portfolio management style will never consist in reproducing the composition of the benchmark. However, the iBoxx € Non-Financials Subordinated Total Return Index (Bloomberg code: I4BN), which is the index of subordinated bonds issued by non-financial private companies denominated in euros, may be used as an ex-post performance indicator. Additional information about the index is available on the website at www.iboxx.com.

The administrator IHS Markit Benchmark Administration of the benchmark iBoxx € Non-Financials Subordinated Total Return Index is included in the register of administrators and benchmarks kept by the ESMA.

In accordance with Regulation (EU) 2016/1011 of the European Parliament and of the Council of 8 June 2016, the management company has a procedure for monitoring the benchmark indices used, describing the measures to be implemented in the event of substantial changes to an index or should that index no longer be provided.

Investment strategy

1. Strategies used

The subfund implements an active and discretionary management strategy, in accordance with Article 8 of the SFDR.

With respect to stock-picking, the management team does not exclusively or automatically rely on ratings issued by rating agencies but bases its buy and sell decisions on its own fundamental analyses of issuers and bonds.

The fundamental analysis of issuers by the management company will be based primarily on the analysis of the issuers' corporate financial statements (credit, liquidity, and profitability ratios), their competitive position in the markets in which they operate, and the underlying risks of their activity and environment

(country risk, management, transparency of information, and regulatory risks).

The management company may establish a statement of projected cash flows to supplement its fundamental analysis for a full assessment of the risk associated with the issuer.

The allocation will be as follows: 80% minimum in bonds or subordinated debt securities issued by non-financial private companies called "hybrids". "Hybrid" refers to subordinated, perpetual or very mature bonds or debt securities.

The subfund may not invest in subordinated bonds or debt securities issued by a financial institution (bank or insurance) such as Tier1, Coco or Tier2, etc.

The eligible securities are denominated in euros.

The holding of bonds whose issuers are unrated or whose rating is strictly lower than BBB- (Standard & Poor's rating or equivalent rating from an independent rating agency) is limited to a maximum of 10% of the net assets.

The rating of issuers and bonds is assessed when the securities are acquired. In the event of a downgrade of an issuer in the "speculative" (high yield) or unrated category (Standard & Poor's rating or equivalent rating from an independent rating agency), the sale of the security will be done as soon as possible, taking into account the interest of the holders if the above constraints were no longer respected.

Bonds in the portfolio may have a rating strictly below BBB- (Standard & Poor's rating or equivalent rating from an independent rating agency) for 100% of the net assets, to the extent that the subordinated bonds generally have a lower rating compared with the rating of the issuers. "

The range of interest rate sensitivity within which the portfolio is managed is between 0 and 15.

In addition, the subfund systematically incorporates environmental, social and governance criteria. The examples of indicators used for each of the E, S, and G criteria are as follows:

- Environmental indicators: environmental policy and actions, results of action plans put in place by the company, exposure of suppliers to environmental risks, positive or negative impact of products on the environment.
- Social indicators: attractiveness of the employer brand, employee retention, anti-discrimination, employee protection, exposure of suppliers to social risks, relations with civil society.
- Governance indicators: competence of the management team, checks and balances, respect for minority shareholders, business ethics.

The extra-financial objectives used in the fund's management consist of:

- Carrying out an ESG analysis of the issuers (minimum 90%)

An ESG rating out of 10 is awarded to each issuer. This rating is established using an in-house methodology by the management company and is composed as follows:

- **Governance:** The Governance score represents around 60% of the overall ESG rating. This is a historical stake for La Financière de l'Echiquier, which since its creation has attached particular importance to this aspect.
 - **Environmental and Social:** Social and environmental criteria are combined to determine a "Responsibility" score.
 - For industrial stocks: the social and environmental criteria are equally weighted in the Responsibility score;
 - For services stocks: the "Social" score accounts for 2/3 of the Responsibility score, while the "Environmental" score represents 1/3 of the Responsibility score.
- Having an average ESG rating higher than the investment universe.
- Implementing an exclusion approach through sector and norms-based exclusions.
- Using a filter based on ESG convictions (application of a minimum rating).

Sustainable investment

A sustainable investment meets three criteria:

- the company's activity contributes positively to an **environmental** or social objective
- it **does not cause significant harm** to any of these objectives
- the company applies **good governance practices**

Investments considered sustainable within the meaning of the SFDR will represent at least 10% of the UCI's net assets. The details of the proprietary methodology applied by the management company to determine this percentage are described in the SFDR appendix of the UCI.

Consideration of principal adverse impacts

Lastly, the management team takes the principal adverse sustainability impacts into account in its investment decisions. Pour une information plus détaillée sur la prise en compte des principales incidences négatives, l'investisseur est invité à se référer à l'article 4 de la politique SFDR de la société de gestion disponible sur le site internet : www.lfde.com.

Alignment with the taxonomy

The subfund may invest in environmentally sustainable economic activities. However, the ESG rating assigned to each security is the result of a global analysis that also takes into account social and governance criteria. It therefore does not allow a targeted approach to a particular objective of the European Taxonomy or to assess the degree of alignment of an investment.

In this case, the principle which states "do no significant harm" applies only to underlying investments which take into account European Union criteria in matters of environmentally sustainable economic activities and not the remaining portion of the underlying investments. The investments underlying the remaining portion of this financial product do not take into account the criteria of the European Union in matters of environmentally sustainable economic activities. The subfund is committed to a 0% alignment with the European Taxonomy.

The methodological limits of the ESG approach mainly concern the reliability of the extra-financial data published by the issuers and the subjective nature of the rating system applied by the management company.

For more detailed information on the extra-financial rating methodology used for the subfund and its limits, investors should visit the website www.lfde.com.

2. Assets used (excluding derivatives)

a) Equities:

None

b) Debt securities and money market instruments:

The subfund is exposed to eurozone and OECD fixed income markets at all times. The eligible securities are denominated in euros. It is invested mainly in private debt securities (long-term subordinated bonds or perpetual bonds).

The allocation between the ratings of the various issuers will be as follows:

The holding of bonds whose issuers are unrated or whose rating is strictly lower than BBB- (Standard & Poor's rating or equivalent rating from an independent rating agency) is limited to a maximum of 10% of the net assets.

- The rating of issuers and bonds is assessed when the securities are acquired. In the event of a downgrade of an issuer in the "speculative" (high yield) or unrated category (Standard & Poor's rating or equivalent rating from an independent rating agency), the sale of the security will be done as soon as possible, taking into account the interest of the holders if the above constraints were no longer respected.
- When the manager considers the market conditions to be unfavourable in a completely discretionary manner, up to 100% of the subfund's net assets may be invested in securities in the form of bonds (subordinated or not), debt securities, and/or money market instruments deemed investment grade by the management company or rating agency.

The analysis of the credit quality of securities is not exclusively or mechanically based on credit ratings issued by the rating agencies. It is also based on the fundamental analysis of issuers carried out by the management company. The rating is assessed when the securities are acquired.

Interest rate risk is hedged on a discretionary basis according to the manager's expectations.

Geographical region of the registered office of the securities to which the portfolio is exposed:

- 0% to 100% of net assets in OECD countries (all regions, including at least 50% of net assets in countries of the European continent),
- 0% to 10% of net assets in non-OECD countries.

The countries of the European continent are the following: Albania, Andorra, Armenia, Austria, Azerbaijan, Belarus, Belgium, Bosnia and Herzegovina, Bulgaria, Croatia, Cyprus, Czech Republic, Denmark, Estonia, Finland, France, Georgia, Germany, Greece, Hungary, Iceland, Ireland, Italy, Kazakhstan, Kosovo,

Latvia, Liechtenstein, Lithuania, Luxembourg, Malta, Moldova, Monaco, Montenegro, Netherlands, Norway, Poland, Portugal, Republic of Macedonia, Romania, Russia, San Marino, Serbia, Slovakia, Slovenia, Spain, Sweden, Switzerland, Turkey, Ukraine, United Kingdom, and Vatican.

Investments in emerging market debt instruments are possible and are limited to a maximum of 10% of the subfund's assets.

Legal nature of the instruments used: debt securities of any kind, particularly long-term or perpetual subordinated hybrid corporate bonds, fixed-rate or variable-rate bonds.

The subfund may not invest in subordinated bonds or debt securities issued by a financial institution (bank or insurance) such as Tier1, Coco or Tier2, etc.

The average duration of the majority of the portfolio's bonds (whether perpetual or not) will be less than 10 years at the date of the next call of the security, but the subfund will invest in certain perpetual bonds.

Interest rate sensitivity range within which the UCITS is managed	Between "0" and "+15"
Base currency of the securities in which the UCITS is invested	Euro: 100
Geographical area of the issuers of securities to which the UCITS is exposed	Eurozone and OECD: Maximum of 100%
Level of currency risk	None

3. Investment in the securities of other undertakings for collective investment

Up to 10% of the subfund's assets may be invested in units or shares of French and/or European UCITS and in retail investment funds. This will be a UCI in any AMF category provided it is not in conflict with investment strategy. It may be UCIs managed by the management company or by an associate company.

4. Derivatives

To achieve the investment objective, the subfund may invest in financial derivative instruments traded on French or foreign regulated, organised, or over-the-counter markets.

Commitments may not exceed 100% of the net assets. The manager will trade in futures, options, or swaps only for interest rate risk hedging purposes only.

The subfund will not use TRS (Total Return Swaps). All transactions will be limited to the achievement of the investment objective.

Counterparties are selected according to the procedure in force within La Financière de l'Echiquier, available on the website at www.lfde.com, and the principle of selecting the best counterparties located in the OECD.

For the most part, the counterparties selected for the use of derivatives will be credit institutions or investment firms located in the OECD.

5. Securities with embedded derivatives

The manager may use these bonds with an early redemption option ("callable" or "puttable") on the entire bond segment.

6. Deposits

None

7. Cash borrowings

The subfund of the SICAV may borrow cash. Although the subfund may be in a debtor position temporarily as a result of its payment flows (investments and disposals in progress, subscriptions/redemptions, etc.) up to a limit of 10% of its assets, this does not form part of the investment objective.

8. Securities financing transactions

None

Direct and indirect operating costs and fees arising from efficient portfolio management techniques may be deducted from the income delivered to the UCI (for example, as a result of the income-sharing agreement). These costs and fees should not include hidden income. All income resulting from efficient portfolio management techniques, net of direct and indirect operating costs, will be returned to the UCI.

Among the entities to which direct and indirect costs and fees may be paid are banks, investment companies, brokers, or financial intermediaries, and these entities may be related parties of the management company.

9. Information about financial collateral

In order to reduce the counterparty risk arising from exposure to financial derivative instruments, the subfund may establish financial guarantees with counterparties meeting the requirements imposed by the management company.

Financial collateral may be received in cash and/or in government securities.

Financial collateral received in cash will be held on deposit in accordance with the eligibility rules applicable to UCI and/or invested in a diversified manner in high-quality government bonds having, at the time of their purchase, a minimum rating of from a recognised rating agency of AA (Standard & Poor's, Fitch) or Aa3 (Moody's) or equivalent ratings by other credit rating agencies and/or invested in short-term money market UCIs and/or used for reverse purchase agreement transactions.

The financial collateral may also be received in government securities. The securities thus received or transmitted as collateral may be discounted in accordance with the criteria established by:

- clearing houses for financial instruments whose clearing is mandatory; or
- the management company in accordance with the applicable laws for financial instruments for which clearing is not mandatory.

The discount will be based in particular but not exclusively on the rating of the counterparties by rating agencies or by the management company and the remaining term of the securities.

Any received financial guarantee will respect the following principles:

- Liquidity: Any financial guarantee in securities must be highly liquid and able to be traded quickly on a regulated market at a transparent price.
- Negotiability: Financial collateral is negotiable at any time.
- Valuation: Financial collateral received is valued on a daily basis. A conservative discount will be applied to securities that may present significant volatility or based on its credit quality.
- Credit quality of issuers: The financial collateral is of high credit quality.
- Investment of collateral received in cash: It are either invested in deposits within eligible entities or invested in government bonds with high credit quality (rating that meets the criteria of short-term money market UCITS or AIF) or invested in short-term money market UCITS or AIF
- Correlation: the collateral is issued by an entity independent of the counterparty.
- Diversification: Counterparty risk in over-the-counter transactions may not exceed 10% of net assets when the counterparty is one of the credit institutions as defined in the regulations in force. Financial collateral must be sufficiently diversified in terms of countries, sectors, and issuers. As an exception, the UCITS will be fully guaranteed by various transferable securities and money market instruments issued or guaranteed by a Member State (the identified Member States are those of the eurozone with a high-quality rating). In particular, the UCITS will be guaranteed by government securities (i.e. government bonds of the eurozone having a minimum rating of "A-" according to the Standard & Poor's agency or equivalent rating agencies or having a rating deemed equivalent by the management company).
- Custody: The financial collateral received is placed with the custodian or by one of its agents or third parties under its control or by any third-party custodian subject to prudential supervision and having no link with the provider of the financial collateral.
- Prohibition on reuse: Financial collateral other than cash cannot be sold, reinvested, or pledged as a guarantee.

Risk profile

Your money will be principally invested in financial instruments selected by the management company. These instruments will be exposed to market trends and fluctuations.

Risk of capital loss: capital loss occurs when a security is sold for less than its purchase price. Investors are warned that they may not get back all the capital they initially invested. The Fund offers no capital guarantee or protection.

Risk related to discretionary management: The discretionary management style applied to the Fund is based on the selection of stocks. There is a risk that Fund might not be invested in the best-performing securities at all times. The Fund may therefore not achieve its performance objective. Moreover, the net asset value of the Fund may post a negative performance.

Risk associated with the use of subordinated bonds: A debt is described as subordinated when its repayment is subject to the prior repayment of other creditors (preferential creditors, unsecured creditors). Subordinated creditors will thus be repaid

after ordinary creditors, but before shareholders. This type of debt will have a higher interest rate than that of other debt claims. If one or more provisions contained in the issuance documents of said subordinated debt securities are triggered or, more generally, if a credit event occurs affecting the issuer in question occurs, there is a risk that the net asset value of the UCI could fall. The use of subordinated bonds may expose the UCI to risks of capital loss, cancellation or deferral of coupon payment (at the sole discretion of the issuer), and uncertainty regarding the repayment date or even the valuation/yield (since the attractive yield associated with these securities can be viewed as a complexity premium).

"High Yield" speculative securities risk: This subfund should be considered speculative in part and is intended especially for investors who are aware of the risks inherent in investments in securities with a low or non-existent rating and more reduced liquidity.

Speculative securities have a higher default risk than Investment Grade securities. In the event of a fall in those securities, the net asset value may fall. In addition, as these types of instruments may be traded in low volumes, market movements may therefore be more pronounced, whether upward or downward.

Interest rate risk: The Fund's net asset value may fall if interest rates rise.

Credit risk: Credit risk is the risk of a private issuer's credit rating being downgraded or of its defaulting. The value of debt securities or bonds in which the Fund invests may fall, causing the Fund's net asset value to decline.

Counterparty risk: This involves the risk of default by a counterparty, which could lead to the counterparty defaulting on an over-the-counter transaction payment. Accordingly, a payment default by a counterparty may result in a decrease in the net asset value.

Volatility risk: This risk is associated with the propensity of an asset to vary significantly upwards or downwards, either for specific reasons or because of market movements. The more this asset tends to vary sharply over a short period, the more volatile and therefore riskier it is. The change in the volatility of the underlying share has a direct impact on the value of the convertible bond conversion option. A decrease in volatility may cause a decline in convertible bond prices and consequently a decrease in the UCI's net asset value.

Liquidity risk: In the particular case where trading volumes on the financial markets are low, the manager may not be able to sell the securities quickly under satisfactory conditions, which may result in a decrease in the UCI's net asset value.

Risk associated with the commitment to financial derivative instruments: The subfund may use derivatives as a supplement to portfolio securities with a total commitment of up to 100% of its assets. These instruments will be used within a fixed sensitivity range. In the event of unfavourable market trends, the net asset value may fall.

Risks associated with investing in emerging countries: There is a risk associated with investments in emerging countries,

mainly in relation to the operating and supervision conditions of these markets, which may deviate from the standards prevailing on the large international markets, or arising from political or regulatory factors. Market fluctuations (up or down) may be sharper and more sudden than on the major international stock exchanges. The UCI's net asset value may therefore have the same behaviour.

Sustainability risk or risk linked to sustainable investment:

Any event or situation in the environmental, social or sustainable governance field (e.g. climate change, health and safety, companies that do not comply with regulations, such as serious criminal sanctions, etc.) that, if it occurs, could have an actual or potential negative impact on the value of the investment. The occurrence of such an event or situation could also lead to a change in the investment strategy of the UCITS, including the exclusion of the securities of some issuers. More specifically, the negative effects of sustainability risks could affect issuers via a series of mechanisms, especially: 1) lower revenues; 2) increased costs; 3) damages or depreciation in asset value; 4) higher cost of capital; and 5) fines or regulatory risks. Due to the nature of sustainability risks and specific subjects such as climate change, the probability that sustainability risks would have an impact on returns on financial products is likely to increase over the longer term.

Eligible investors and typical investor profile

Target investors:

- A share: All investors
- AD share: All investors
- F share: "Founder" subscribers
- G share: Reserved for distribution by financial intermediaries
- I share: Reserved for institutional investors
- ID share: Reserved for institutional investors

Typical investor profile:

The subfund is open to all investors seeking exposure to bond markets and subordinated hybrid non-financial corporate bond markets.

The amount that can be reasonably invested in this subfund depends on each investor's personal situation. To determine this amount, investors should take into account their personal assets and current requires over an investment horizon of at least three years. This product may not be suitable for investors who plan to withdraw their money within 3 years.

Recommended investment duration

More than 3 years.

Methods for determining and appropriating distributable sums

Share class	Net income allocation	Realised net gain allocations
A share	Accumulation	Accumulation
AD share	Accumulation and/or distribution	Accumulation and/or distribution
F share	Accumulation	Accumulation
G share	Accumulation	Accumulation
I share	Accumulation	Accumulation
ID share	Accumulation and/or distribution	Accumulation and/or distribution

Income distribution frequency

The proportion of distributable sums to be distributed according to the management company's decision is paid annually within five months of the end of the financial year.

However, the management company may make interim payments during the year.

Share characteristics: (base currencies, fractional units, etc.)

The ID, A, AD, I, F and G shares are denominated in euros and sub-divided into thousandths.

The initial value of the A share is fixed at 100 euros

The initial value of the AD shares is fixed at 100 euros

The initial value of the G share is fixed at 100 euros

The initial value of the F shares is fixed at 1,000 euros

The initial value of the I share is fixed at 1,000 euros.

The initial value of the ID shares is fixed at 1,000 euros

Subscription and redemption procedures

Subscriptions and redemptions are carried out in thousandths of shares.

The minimum initial subscription amount for I shares is 500,000 euros, with the exception of the management company, which may subscribe for only one share on its own behalf or on behalf of third parties.

The minimum initial subscription amount for ID shares is 500,000 euros, with the exception of the management company, which may subscribe for only one share on its own behalf or on behalf of third parties.

The minimum initial subscription for the F share is 5,000,000 euros.

The minimum initial subscription for the A share is 100 euros.

The minimum initial subscription for the AD share is 100 euros.

The minimum initial subscription for the G share is 100 euros.

Subsequent subscriptions may be carried out in thousandths of shares.

Subscription and redemption requests are centralised each day before 12 p.m. (Paris time) by the depositary:

BNP PARIBAS SA

16, boulevard des Italiens, 75009 Paris

Postal address: Grands Moulins de Pantin, 9 Rue du Débarcadère, 93500 Pantin

And are executed on the basis of the next net asset value calculated using the closing price on the day the requests were centralised. Subscription and redemption requests arriving after 12 p.m. (Paris time) are executed on the basis of the net asset value calculated after the one mentioned above.

In some countries, subscriptions may be carried out according to procedures other than a single, one-off subscription. For Italy, details of the subscription procedures are provided on the subscription form.

The net asset value is calculated daily, except for days when the Paris stock market is closed and on official French public holidays.

T	T: Date of establishment of the net asset value	T+1 working day	T+2 working days
Centralisation before 12 p.m. of subscription and redemption orders	Execution of the order at the latest during day T	Calculation and publication of the net asset value	Payment for subscriptions and redemptions

Procedures for switching from one subfund (or one share) to another

It is possible to ask to switch (sale followed by simultaneous purchase) from one subfund to another (or between two shares of the same subfund).

However, these transactions will only be possible:

- on orders expressed in quantities
- on shares of subfunds expressed in the same currency
- on subfunds with the same net asset value calculation frequency and the same centralisation date
- on subfunds with the same subscription/redemption cut-off times

Orders are executed based on the next asset value calculated.

It should be specified that in the event of a switch:

- any prior notice is not applied
- it is the settlement-delivery date of the redemption that is applied to the two parts (subscription and redemption)

Finally, investors are reminded that depending on the tax system of their country, this transaction may trigger the application of tax on capital gains or losses on financial instruments.

Pursuant to Article L. 214-8-7 of the French Monetary and Financial Code, if, under exceptional circumstances it is deemed in the interest of the shareholders, the Fund's redemption of shares and its issue of new shares may be temporarily suspended by the management company.

The net asset value is available upon request from the management company on +33 (0)1.47.23.90.90 or on its website (www.lfde.com).

Fees and charges

Fees charged to the investor, deducted upon subscription and redemption	Basis	Rate
Subscription fee not retained by the UCITS	Net asset value x number of shares	Maximum of 4.00 %
Subscription fee retained by the UCITS	Net asset value x number of shares	None
Redemption fee not retained by the UCITS	Net asset value x number of shares	None
Redemption fee retained by the UCITS	Net asset value x number of shares	None

Fees charged to the UCITS	Basis		Rate
1 Financial management costs Administrative fees external to the management company	Net assets	A share	Maximum of 1.30 % incl. tax
		AD share	Maximum of 1.30 % incl. tax
		F share	Maximum of 0.40 % incl. tax
		G share	Maximum of 0.80 % incl. tax
		I share	Maximum of 0.60 % incl. tax
		ID share	Maximum of 0.60 % incl. tax
2 Maximum indirect fees (management commissions and fees)	Net assets		(*)
3 Transaction fees received by the management company	Payable on each transaction or operation		None
4 Performance fee	Net assets	Share A, AD, F, G, I and ID	20% including taxes of the fund's outperformance, net of fixed management fees, relative to its benchmark index, provided the fund's performance is positive.

(*) The subfund may invest up to 10% of its assets in other UCIs if the management fees do not exceed 2.392%. For further information, please contact the management company.

The fees due for the management of the UCITS in application of 4° of II of Article L. 621-5-3 of the French Monetary and Financial Code; the exceptional and non-recurring duties, taxes, fees, and government rights (related to the subfund) are charged to the subfund.

In addition to the fees set out above, other fees may be borne by the subfund in certain circumstances, such as extraordinary and non-recurring costs relating to debt recovery or proceedings to assert a right, provided that these fees are consistently lower than the amounts recovered.

Furthermore, research expenses pursuant to article 314-21 of the AMF General Regulation may be billed to the subfund. Additional information on how these research expenses work is available from the management company.

Procedures for calculating the performance fee

Frequency of crystallisation of the performance fee and observation period

The frequency of crystallisation, i.e. the frequency at which the provisions for the performance fees can be retained by the management company, is annual. The observation period runs from 1 April to 31 March.

However, following the change to the year-end of the SICAV on 31 March 2022, the period running from 31 December 2021 will be longer than one year because it is extended until 31 March 2023. It will then be each year from 1 April to 31 March.

The performance reference period

The performance reference period is the period during which the performance is measured and compared to that of the benchmark, at the end of which the mechanism for compensating for past underperformance (or negative performance) can be reset. This period is set at five rolling years.

Benchmark

Iboxx EUR Non-Financial Subordinated Total Return Index, net coupons reinvested

Calculation method

The performance fee is provisioned at each net asset value.

The performance fee is adjusted at each net asset value calculation, on the basis of 20% including all taxes of the outperformance of the fund compared to the benchmark, on the condition that the fund's performance is positive (the net asset value is higher than the net asset value at the start of the period).

If the UCI underperforms the benchmark, this provision is adjusted through writebacks. Provision writebacks are capped at the level of the allocations made.

The methodology applied for the calculation of the performance fee is based on the "fictional asset" calculation method, which simulates a fictional asset subject to the same subscription and redemption conditions as the original subfund, incremented by the performance of the benchmark. This fictional asset is then compared with the performance of the fund's actual assets. The difference between the two assets therefore gives the fund's outperformance relative to its benchmark.

Payment of the performance fee and catch-up period

- In the event that the fund has outperformed at the end of the observation period and that it has a positive performance, the management company takes the fees provisioned for and a new observation period starts.
- In the event that the fund has outperformed at the end of the observation period and has a negative performance, the management company takes no performance fee but a new observation period starts.
- In the case that the fund has underperformed its reference indicator at the end of the observation period, no fee is charged and the initial observation period is extended by 12 months (catch-up period) so that this underperformance may be compensated for before a performance fee becomes payable again. The initial observation period may be extended as such by up to five years (reference period).
- The observation period may be extended as such by up to five years (reference period). Beyond that, if the residual underperformance has not been caught up, it will be abandoned. If a year of underperformance has occurred within this first 5-year period and has not been caught up by the end of this first period, a new period of up to 5 years will begin from this new year of underperformance.

When shares are redeemed, if there is a provision for performance fees, the amount proportional to the redeemed shares is paid to the management company.

Examples

First case: The fund outperforms its index over in observation period. Fees are taken for each observation period, and each observation period will be 12 months.

Second case: Depending on the observation periods, the fund underperforms or outperforms its benchmark:

	Fund performance	Index performance	Relative performance over the year	Underperformance of the previous year to be offset	Net relative performance	Underperformance to be offset over the next year	Performance fee	Performance fee calculation
Year 1	5%	0%	5%	0%	5%	0%	Yes	15% x 5%
Year 2	3%	3%	0%	0%	0%	0%	No	-
Year 3	-5%	0%	-5%	0%	-5%	-5%	No	-
Year 4	5%	2%	3%	-5%	-2%	-2%	No	-
Year 5	7%	5%	2%	-2%	0%	0%	No	-
Year 6	10%	5%	5%	0%	5%	0%	Yes	15% x 5%
Year 7	9%	4%	5%	0%	5%	0%	Yes	15% x 5%
Year 8	-15%	-5%	-10%	0%	-10%	-10%	No	-
Year 9	-2%	-4%	2%	-10%	-8%	-8%	No	-
Year 10	0%	-2%	2%	-8%	-6%	-6%	No	-
Year 11	2%	0%	2%	-6%	-4%	-4%	No	-
Year 12	10%	10%	0%	-4%	-4%	0%*	No	-
Year 13	6%	4%	2%	0%	2%	0%	Yes	15% x 2%
Year 14	-6%	0%	-6%	0%	-6%	-6%	No	-
Year 15	4%	2%	2%	-6%	-4%	-4%	No	-
Year 16	6%	4%	2%	-4%	-2%	-2%	No	-
Year 17	10%	14%	-4%	-2%	-6%	-6%	No	-
Year 18	7%	7%	0%	-6%	-6%	-4%**	No	-
Year 19	6%	1%	5%	-4%	1%	0%	Yes	15% x 1%

* The underperformance of year 12 to be offset in the following year (year 13) is 0% and not -4% ("theoretical" underperformance to be offset the following year). The residual underperformance of year 8 that was not fully offset in the subsequent years is abandoned since the five-year reference period expired (the underperformance of year 8 could only be offset until year 12).

**The underperformance of year 18 to be offset in the following year (year 19) is -4% and not -6% ("theoretical" underperformance to be offset the following year). The share of the residual underperformance of year 14 (-2%) that was not fully offset in the subsequent years is abandoned since the five-year reference period expired (the underperformance of year 14 could only be offset until year 18).

ECHIQUIER ARTY SRI Subfund

- A share ISIN code: FR0010611293
- D share ISIN code: FR0011667989
- G share ISIN code: FR0013084043
- I share ISIN code: FR0011645555
- R share ISIN code: FR0011039304

Investment objective

ECHIQUIER ARTY SRI is a subfund whose objective is performance over the recommended investment period through a discretionary and opportunistic investment strategy on the fixed-income and equity markets with a composite benchmark: 25% MSCI Europe Net Return, 25% compounded €STER, 50% Iboxx Euro Corporate 3-5 ans.

This objective is combined with an extra-financial approach incorporating environmental, social, and governance (ESG) criteria. The extra-financial objective is to help companies move forward on ESG issues by engaging in dialogue with them on a regular basis and by sharing with them specific areas of improvement monitored over time.

The extra-financial objective of the subfund complies with the provisions of Article 8 of the SFDR.

The manager of the subfund selects among the issuers in the investment universe those considered to have an attractive risk/return combination.

Benchmark

The composite index 25% MSCI Europe Net Return, 25% Compounded €STER, 50% iBoxx Euro Corporate 3-5 years may be a representative indicator for the management of ECHIQUIER ARTY SRI.

The €STER (Euro Short Term Rate) is a daily rate that reflects the overnight unsecured borrowing costs for eurozone banks. It is published by the European Central Bank. The compound index (Bloomberg ticker OISESTR) will be used in the composite index of the subfund.

The MSCI Europe index is representative of movements on equity markets of Europe's most developed countries. It is calculated in euros, with dividends reinvested.

The iBoxx Euro Corporate 3-5 Years index is representative of the performance of corporate bonds in euros. It is calculated in euros with coupons reinvested.

Investment strategy

1. Strategies used

ECHIQUIER ARTY SRI has an active and discretionary management style, combining the use of financial instruments (equities, bonds, negotiable debt securities) and financial derivative instruments. In order to achieve the performance objective, the management team sets up strategic and tactical

positions. This entails decisions to buy or sell portfolio assets on the basis of economic, financial, and stock market predictions.

This gives rise to short- and medium-term directional positions in fixed-income products and in equities. This involves taking portfolio positions in financial instruments based on their potential future appreciation.

Fixed-income management is based on a rigorous selection of securities known as bond-picking, to a large extent based on the quality of the issuer and to a lesser extent on how attractive the yield is on the security in question.

Equity management is based on a rigorous stock-picking process, involving direct meetings with the companies in which the subfund invests.

The management company undertakes to take part at all times, in the votes of the General Meetings of the companies included in the portfolio. For more information, investors should refer to the Voting Policy available on www.lfde.com.

This management is based on a fundamental analysis of each stock, based on an internally developed rating according to several criteria including:

- the quality of the company's management
- the quality of its financial structure
- visibility on future earnings
- the growth prospects for its business
- environmental and social aspects
- the speculative nature of the stock.

ECHIQUIER ARTY SRI is not permitted to invest in securitisation products (ABS, CDO, etc.) or in over-the-counter credit derivatives (CDS, etc.).

ECHIQUIER ARTY SRI's maximum exposure to the fixed-income and equity markets is respectively 50% and 110% of its assets through direct investments in securities or financial derivative instruments.

Up to 20% of the subfund's net assets will be exposed to currency risk.

However, the overall level of investment (on fixed-income and equity markets) may be as high as 110%. Exposure above 100% is not intended to be employed permanently, but rather in order to meet large redemption volumes or in the event of substantial market fluctuations.

SRI approach implemented by the subfund

The initial investment universe is thus made up of the combination of the assets represented by the three market indices comprising the subfund's benchmark.

This SRI subfund systematically incorporates environmental and governance criteria into financial management. This has an impact on the selection of portfolio securities.

The examples of indicators used for each of the E, S, and G criteria are as follows:

- **Environmental indicators:** environmental policy and actions, results of action plans put in place by the company, exposure of suppliers to environmental risks, positive or negative impact of products on the environment.
- **Social indicators:** attractiveness of the employer brand, employee retention, anti-discrimination, employee protection, exposure of suppliers to social risks, relations with civil society.
- **Governance indicators:** competence of the management team, checks and balances, respect for minority shareholders, business ethics.

The subfund focuses on selecting the top-rated issuers from an extra-financial perspective within their investment universe ("best in universe" approach). This subfund also invests in companies that have adopted a CSR approach and have an improving momentum in their ESG practices ("best efforts" approach). The subfund applies two extra-financial filters in its stock-picking: after controversial sectors and practices are excluded, stocks must meet a minimum ESG rating requirement.

The ESG rating of issuers in the portfolio must always be equal to 95%.

The ESG rating is out of 10 and is awarded to each issuer. This score is determined as follows:

- **Governance:** The Governance rating represents approximately 60% of the overall ESG score. This is a long-standing bias for La Financière de l'Echiquier, which has attached particular importance to this subject since the company's creation.
- **Environmental and Social:** Social and environmental criteria are combined to determine a "Responsibility" score. Its calculation takes into account the type of company:
 - for industrial stocks: the social and environmental criteria are equally weighted in the "Responsibility" score.
 - for service stocks: the "Social" score accounts for 2/3 of the "Responsibility" score, while the "Environmental" score represents 1/3 of the "Responsibility" score.

This rating may be lowered if significant controversy arises.

The minimum ESG rating is set at 5.5/10.

If a company's rating falls below the minimum required by the management company for the subfund/fund, the position in the issuer would be sold in the best interests of the unitholders/shareholders.

This ESG approach results in a selectivity rate (reduction of the investment universe) of at least 20%.

SRI label

In addition, and in order to meet the requirements of the French SRI label, the fund must obtain a better result than its benchmark for the following indicators:

- **Engaging Environmental Indicator** – Intensity of emissions generated (calculated according to the WACI methodology of Carbone4 Finance)
- **Engaging Governance Indicator** – ESG Controversy Score (rating measuring the management and occurrence of ESG controversies on topics such as the environment, consumer

rights, human rights, labour rights, supplier management and governance)

Sustainable investment

A sustainable investment meets three criteria:

- the company's activity contributes positively to an **environmental** or social objective
- it **does not cause significant harm** to any of these objectives
- the company applies **good governance practices**

Investments considered sustainable within the meaning of the SFDR will represent at least 40% of the UCI's net assets. The details of the proprietary methodology applied by the management company to determine this percentage are described in the SFDR appendix of the UCI.

Consideration of principal adverse impacts

Lastly, the management team takes the principal adverse sustainability impacts into account in its investment decisions.

Pour une information plus détaillée sur la prise en compte des principales incidences négatives, l'investisseur est invité à se référer à l'article 4 de la politique SFDR de la société de gestion disponible sur le site internet : www.lfde.com.

Alignment with the taxonomy

The subfund may invest in environmentally sustainable economic activities. However, the ESG rating assigned to each security is the result of a global analysis that also takes into account social and governance criteria. It therefore does not allow a targeted approach to a particular objective of the European Taxonomy or to assess the degree of alignment of an investment.

In this case, the principle which states "do no significant harm" applies only to underlying investments which take into account European Union criteria in matters of environmentally sustainable economic activities and not the remaining portion of the underlying investments. The investments underlying the remaining portion of this financial product do not take into account the criteria of the European Union in matters of environmentally sustainable economic activities. The subfund is committed to a 0% alignment with the European Taxonomy.

Methodological limits

The SRI analysis approach for companies put in place by La Financière de l'Echiquier is based on a qualitative analysis of these players' environmental, social and governance practices. A number of limitations may be identified, in connection with the management company's methodology but also more broadly with the quality of the information available on these issues.

Analysis is largely based on qualitative and quantitative data communicated by the companies themselves, and is therefore dependent on the quality of this information. Although constantly improving, companies' ESG reports still remain fragmented and heterogeneous.

In order to make the analysis as relevant as possible, La Financière de l'Echiquier focuses on the points most likely to have a concrete impact on the companies surveyed and on society as a whole. These key issues are defined on a case-by-case basis, and are by definition not exhaustive.

Finally, although the management company's analysis methodology is intended to incorporate forward-looking elements that assure it of the environmental and social quality of the companies in which it invests, it is difficult to anticipate when controversies will arise, and these may prompt the management company to review its opinion on the ESG quality of an issuer in the portfolio ex-post.

In addition, the "best in universe" approach is based on a subjective analysis of ESG criteria. Thus, the management company's opinion of issuers may vary over time. Furthermore, the "best efforts" approach, which consists of selecting issuers with an improving momentum in their ESG practices, may have limits; certain issuers may not show sufficient progress relative to expectations.

For more detailed information on the rating methodology used for the subfund and its limits, investors should refer to the Transparency Code of La Financière de l'Echiquier available on www.lfde.com.

2. Assets used (excluding derivatives)

a) Equities:

Between 0% and 50% of ECHIQUIER ARTY SRI's assets are invested in equities. The subfund will invest mainly in mid-cap and large-cap stocks without excluding small-caps. Small caps (capitalisation below 1 billion euros) may represent 10% of net assets.

ECHIQUIER ARTY SRI may be invested in equities in all sectors. Equity investments will be made in European equities (countries of the European Union and the European Free Trade Association and the United Kingdom). The subfund nevertheless reserves the right to invest 15% of its net assets in the equities of a country outside this geographical region, including in emerging market equities.

b) Debt securities and money market instruments:

With a minimum investment of 40 %:

- in negotiable debt securities of the Europe zone (EU + EFTA + UK). The longest maturity of these securities used in the subfund's cash management shall be 2 years. The majority of these securities have an investment grade rating or are considered as such by the management team. However, the subfund can invest up to 10% of its net assets in this class of securities that are rated high yield by the rating agencies, or considered as such by the management company, or with no rating.
- in bonds of the Europe region (EU + EFTA + UK) with 10% maximum of its net assets in bonds outside this geographical region and including securities issued by emerging country issuers. The majority of these securities have an investment grade rating or are considered as such by the management team. However, the subfund can invest up to 35% of its net assets in this class of securities that are rated high yield by the rating agencies, or considered as such by the management company, or with no rating.

No limits have been set for the proportion of bonds of sovereign and private issuers in the portfolio.

The subfund may also invest up to a maximum of 40% of its net assets in subordinated bonds of the banking, insurance and corporate sectors, including a maximum of 10% in contingent convertible bonds ("cocos").

This investment segment will be managed within a sensitivity range between 0 and 8.

Prior to purchase and for monitoring purposes over the life of securities, the credit risk is assessed on the basis of research and analysis carried out in-house by La Financière de l'Echiquier and using the ratings produced by the rating agencies.

The ratings mentioned above are those used by the Fund manager at the time of the initial investment. If a rating is downgraded over the life of an investment, the manager will conduct an analysis on a case-by-case basis and decide whether or not to maintain the position concerned. The investment limits defined in relation to the assessment of credit risk by the rating agencies may therefore be adjusted slightly to reflect the management team's own analysis.

3. Investment in the securities of other undertakings for collective investment

Up to 10% of the subfund's assets may be invested in units or shares of French and/or European UCITS and in retail investment funds. This will be a UCI in any AMF category provided it is not in conflict with investment strategy. It may be UCIs managed by the management company or by an associate company.

4. Derivatives

ECHIQUIER ARTY SRI regularly trades in financial derivative instruments and takes positions on the equity, fixed-income, and currency derivative markets with a view to:

- exposing the portfolio in order to fulfil the investment objective, ensure a better risk diversification and reduce the cost of transactions on the markets in which the subfund invests.
- or hedging the portfolio in order to reduce the risk to which the subfund is exposed.

The instruments used are:

- on regulated markets:
 - index, equity and interest rate futures
 - index, equity and interest rate options
- on over-the-counter markets, exclusively currency options and forwards with counterparties whose rating is equivalent to or higher than A (Standard & Poor's or equivalent). Note that hedging of the currency risk is discretionary by the management company.

Ces opérations seront effectuées dans la limite d'une fois l'actif du compartiment.

The subfund is prohibited from carrying out any swap transactions.

Financial instruments are entered into with intermediaries selected by the management company that have no say on the composition or management of the UCITS' portfolio.

5. Securities with embedded derivatives

a) Bonds with early redemption options:
the manager may use these bonds ("callable" or "puttable") on the entire bond segment

b) Contingent convertible bonds of the financial sector:
the manager may invest of up to 10% of net assets in these securities.

c) Other securities with embedded derivatives:
the manager may invest up to 10% of the net assets in securities with embedded derivatives (warrants, convertible bonds, subscription warrant, etc.) traded on regulated or over-the-counter markets. No rating restrictions apply to convertible bonds.

The risk associated with this type of investment will be limited to the amount invested.

6. Deposits

None

7. Cash borrowings

The subfund of the SICAV may borrow cash. Although the subfund may be in a debtor position temporarily as a result of its payment flows (investments and disposals in progress, subscriptions/redemptions, etc.) up to a limit of 10% of its assets, this does not form part of the investment objective.

8. Securities financing transactions

None

Risk profile

Your money will be principally invested in financial instruments selected by the management company. These instruments will be exposed to market trends and fluctuations.

Risk related to discretionary management: The discretionary management style applied to the Fund is based on the selection of stocks. There is a risk that Fund might not be invested in the best-performing securities at all times. The Fund may therefore not achieve its performance objective. Moreover, the net asset value of the Fund may post a negative performance.

Risk of capital loss: Capital loss occurs when a security is sold for less than its purchase price. Investors are warned that they may not get back all the capital they initially invested. The Fund offers no capital guarantee or protection.

Interest rate risk: The Fund's net asset value may fall if interest rates rise.

Credit risk: Credit risk is the risk of a private issuer's credit rating being downgraded or of its defaulting. The value of debt securities or bonds in which the Fund invests may fall, causing the Fund's net asset value to decline.

Equity risk: If the equities or indices to which the Fund portfolio is exposed should fall, the Fund's net asset value could also fall.

Risks associated with investments in small and mid-cap shares: On markets trading in small and mid-caps, the volume of

shares listed on the stock exchange is low. As a result, market downturns are more pronounced and more rapid than those trading in large caps. The UCI's net asset value may therefore decline rapidly and significantly.

Currency risk: This is the risk of a fall in the investment currencies relative to the euro, the portfolio's reference currency. Should any of these currencies weaken against the euro, the net asset value may decline.

"High Yield" speculative securities risk: Speculative securities have a higher default risk than Investment Grade securities. In the event of a fall in those securities, the net asset value may fall. In addition, as these types of instruments may be traded in low volumes, market movements may therefore be more pronounced, whether upward or downward.

Risk associated with the use of subordinated bonds: A debt is described as subordinated when its repayment is subject to the prior repayment of other creditors (preferential creditors, unsecured creditors). Subordinated creditors will thus be repaid after ordinary creditors, but before shareholders. This type of debt will have a higher interest rate than that of other debt claims. If one or more provisions contained in the issuance documents of said subordinated debt securities are triggered or, more generally, if a credit event occurs affecting the issuer in question occurs, there is a risk that the net asset value of the UCI could fall. The use of subordinated bonds may expose the UCI to risks of capital loss, cancellation or deferral of coupon payment (at the sole discretion of the issuer), and uncertainty regarding the repayment date or even the valuation/yield (since the attractive yield associated with these securities can be viewed as a complexity premium).

Risk associated with contingent convertible bonds: Contingent convertible bonds are subordinated debt securities that are issued by credit institutions or insurance or reinsurance companies that are eligible in their regulatory capital requirement and have the specific feature of being convertible into shares or whose par value may be reduced (write-down mechanism) in the event of a trigger, previously defined in the prospectus. A contingent convertible bond includes an option to convert into shares at the initiative of the issuer in the event that their financial situation deteriorates. In addition to the inherent interest rate and credit risk involved with bonds, activating the conversion option may cause the value of the contingent convertible bonds to decrease by an amount greater than that recorded on other traditional bonds of the issuer. Under the conditions set out by the contingent convertible bonds concerned, certain trigger events may lead to the main investment and/or accrued interest permanently depreciating to zero or to the conversion of the bond into a share.

- **Risk associated with the conversion threshold of contingent convertible bonds:** The conversion threshold of a contingent convertible bond depends on the solvency ratio of its issuer. It is the event that determines the conversion of the bond into an ordinary share. The lower the solvency ratio, the greater the likelihood of conversion.

- **Risk of loss or suspension of coupon:** Depending on the characteristics of the contingent convertible bonds, the payment of coupons is discretionary and may be cancelled or suspended by the issuer at any time and for an indefinite

period.

- **Risk of intervention of a regulatory authority at the point of “non-viability”:** A regulatory authority determines at any time and in a discretionary manner whether an institution is “not viable”, i.e. the issuing bank requires the support of the public authorities to prevent the issuer from becoming insolvent, bankrupt, unable to pay the majority of its debts as they become payable or otherwise continue its activities and requires or requests the conversion of contingent convertible bonds into shares in circumstances outside the issuer’s control.
- **Risk of capital inversion:** Contrary to the conventional capital hierarchy, investors in contingent convertible bonds may incur a loss of capital that does not affect holders of shares. In certain scenarios, holders of contingent convertible bonds will incur losses before holders of shares.
- **Risk of postponing redemption:** Most contingent convertible bonds are issued in the form of instruments of a perpetual maturity, which are only repayable at predefined levels that have the approval of the competent authority. It cannot be assumed that perpetual contingent convertible bonds will be reimbursed on the repayment date. Contingent convertible bonds are a type of permanent capital. It is possible that the investor may not receive the return on the principal on the expected repayment date or any given date.
- **Liquidity risk:** In certain circumstances, it may be difficult to find a buyer for contingent convertible bonds, and the seller may be forced to accept a significant discount on the expected value of the security in order to be able to sell it.

Sustainability risk or risk linked to sustainable investment:

Any event or situation in the environmental, social or sustainable governance field (e.g. climate change, health and safety, companies that do not comply with regulations, such as serious criminal sanctions, etc.) that, if it occurs, could have an actual or potential negative impact on the value of the investment. The occurrence of such an event or situation could also lead to a change in the investment strategy of the UCITS, including the exclusion of the securities of some issuers. More specifically, the negative effects of sustainability risks could affect issuers via a series of mechanisms, especially: 1) lower revenues; 2) increased

costs; 3) damages or depreciation in asset value; 4) higher cost of capital; and 5) fines or regulatory risks. Due to the nature of sustainability risks and specific subjects such as climate change, the probability that sustainability risks would have an impact on returns on financial products is likely to increase over the longer term.

Eligible investors and typical investor profile

Target investors:

- A share: All investors
- D share: All investors
- G share: Reserved for distribution by financial intermediaries
- I share: Reserved for institutional investors
- R share: Reserved for Italian financial intermediaries

Typical investor profile:

The subfund is intended for investors wanting exposure to a more bond-orientated management style, with the benefit of flexibility affording opportunistic investment on the equity markets.

ECHIQUIER ARTY SRI may be used for unit-linked individual life insurance policies.

ECHIQUIER ARTY SRI may be used as an investment vehicle for UCITS managed by La Financière de l'Echiquier.

The reasonable amount to invest in ECHIQUIER ARTY SRI depends on the personal situation of the investor. In deciding how much to invest, investors should take into account their personal and any business assets, their cash requirements at the time and in 5 years, and whether they are willing to take risks on fixed-income and equity markets. Investors are also strongly advised to diversify their investments sufficiently so as not to be exposed solely to the risks of this portfolio.

Recommended investment duration

More than 5 years.

Methods for determining and appropriating distributable sums

Share class	Net income allocation	Realised net gain allocations
A share	Accumulation	Accumulation
D share	Accumulation and/or distribution	Accumulation and/or distribution
G share	Accumulation	Accumulation
I share	Accumulation	Accumulation
R share	Accumulation	Accumulation

Income distribution frequency

The proportion of distributable sums to be distributed according to the management company's decision is paid annually within five months of the end of the financial year.

However, the management company may make interim payments during the year.

Share characteristics: (base currencies, fractional units, etc.)

The R, D, I, A and G shares are denominated in euros and sub-divided into thousandths.

The initial value of the A share is fixed at 1,000 euros

The initial value of the D shares is fixed at 1,000 euros

The initial value of the G share is fixed at 1,000 euros

The initial value of the I share is fixed at 1,000 euros.

The initial value of the R shares is fixed at 1,000 euros

Subscription and redemption procedures

Subscriptions and redemptions are carried out in thousandths of shares.

The minimum initial subscription amount for the I shares is 1,000,000 euros, with the exception of the management company, which may subscribe for only one share. Subsequent subscriptions may be carried out in thousandths of shares.

Subscription and redemption requests are centralised each day before 12 p.m. (Paris time) by the depositary:

BNP PARIBAS SA

16, boulevard des Italiens, 75009 Paris

Postal address: Grands Moulins de Pantin, 9 Rue du Débarcadère, 93500 Pantin

And are executed on the basis of the next net asset value calculated using the closing price on the day the requests were centralised. Subscription and redemption requests arriving after 12 p.m. (Paris time) are executed on the basis of the net asset value calculated after the one mentioned above.

In some countries, subscriptions may be carried out according to procedures other than a single, one-off subscription. For Italy, details of the subscription procedures are provided on the subscription form.

The net asset value is calculated daily, except for days when the Paris stock market is closed and on official French public holidays.

T	T: Date of establishment of the net asset value	T+1 working day	T+2 working days
Centralisation before 12 p.m. of subscription and redemption orders	Execution of the order at the latest during day T	Calculation and publication of the net asset value	Payment for subscriptions and redemptions

Procedures for switching from one subfund (or one share) to another

It is possible to ask to switch (sale followed by simultaneous purchase) from one subfund to another (or between two shares of the same subfund).

However, these transactions will only be possible:

- on orders expressed in quantities
- on shares of subfunds expressed in the same currency
- on subfunds with the same net asset value calculation frequency and the same centralisation date
- on subfunds with the same subscription/redemption cut-off times

Orders are executed based on the next asset value calculated.

It should be specified that in the event of a switch:

- any prior notice is not applied
- it is the settlement-delivery date of the redemption that is applied to the two parts (subscription and redemption)

Finally, investors are reminded that depending on the tax system of their country, this transaction may trigger the application of tax on capital gains or losses on financial instruments.

Pursuant to Article L. 214-8-7 of the French Monetary and Financial Code, if, under exceptional circumstances it is deemed in the interest of the shareholders, the Fund's redemption of shares and its issue of new shares may be temporarily suspended by the management company.

The net asset value is available upon request from the management company on +33 (0)1.47.23.90.90 or on its website (www.lfde.com).

Fees and charges

Fees charged to the investor, deducted upon subscription and redemption	Basis	Rate
Subscription fee not retained by the UCITS	Net asset value x number of shares	Maximum of 3.00%
Subscription fee retained by the UCITS	Net asset value x number of shares	None
Redemption fee not retained by the UCITS	Net asset value x number of shares	None
Redemption fee retained by the UCITS	Net asset value x number of shares	None

Fees charged to the UCITS	Basis		Rate
1	Financial management costs Administrative fees external to the management company	Net assets	A share
			D share
			G share
			I share
			R share
			Maximum of 1.50% incl. tax
			Maximum of 1.50% incl. tax
			Maximum of 1.10 % incl. tax
			Maximum of 0.90 % incl. tax
			Maximum of 2.00% incl. tax (1)
2	Maximum indirect fees (management commissions and fees)	Net assets	(*)
3	Transaction commissions received by the management company	Payable on each transaction or operation	None
4	Performance fee	Net assets	None

(1) The 2% includes a maximum distribution commission of 0.5%.

(*) The subfund may invest up to 10% of its assets in other UCIs if the management fees do not exceed 2.392%. For further information, please contact the management company.

The fees due for the management of the UCITS in application of 4° of II of Article L. 621-5-3 of the French Monetary and Financial Code; the exceptional and non-recurring duties, taxes, fees, and government rights (related to the subfund) are charged to the subfund.

In addition to the fees set out above, other fees may be borne by the subfund in certain circumstances, such as extraordinary and non-recurring costs relating to debt recovery or proceedings to assert a right, provided that these fees are consistently lower than the amounts recovered.

Furthermore, research expenses pursuant to article 314-21 of the AMF General Regulation may be billed to the subfund. Additional information on how these research expenses work is available from the management company.

ECHIQUIER CONVEXITÉ SRI EUROPE Subfund

- A share ISIN code: FR0010377143
- D share ISIN code: FR0010979039
- G share ISIN code: FR0013299286
- I share ISIN code: FR0010383448

Investment objective

ECHIQUIER CONVEXITÉ SRI EUROPE implements active management of European convertible bonds to achieve an annual performance net of fees greater than that of the benchmark "Refinitive Europe Focus Hedged Index".

This objective is combined with an extra-financial approach incorporating environmental, social, and governance (ESG) criteria. The extra-financial objective is to help companies move forward on ESG issues by engaging in dialogue with them on a regular basis and by sharing with them specific areas of improvement monitored over time.

The extra-financial objective of the subfund complies with the provisions of Article 8 of the SFDR.

Benchmark

For an ex-post comparison, investors may refer to the benchmark "Refinitive Europe Focus Hedged Index" (code UCBIFX21). This index is representative of the performance of European convertible bonds. It is hedged against foreign exchange risk and calculated with coupons reinvested

The index administrator is included in the register of administrators and benchmarks kept by the ESMA.

Investment strategy

1. Strategies used

The subfund manages a portfolio of convertible bonds using an active and discretionary strategy. It invests mainly in "mixed" European convertible bonds and equivalent securities.

Convertible bonds usually enable investors to benefit from the upside in equities while benefiting from the protection provided by the bond component of the security. They also have an "asymmetrical" return profile, since they capture a greater share of the markets' performance when they rise than when they fall. The Fund emphasises investment in mixed convertible bonds, as they enable this asymmetry to be optimised. In fact, more than other securities, convertible bonds are sufficiently sensitive to movements in the equity markets to take advantage of market rises when they occur because of their delta. However, they remain sufficiently close to their actuarial floor so that the floor can provide protection in the event that markets fall. These securities, which have a high convexity level, are therefore particularly attractive, given their ability to capture performance in the event that markets rise and to minimise the impact of their falls in the opposite case.

In order to maximise the risk-return ratio, management follows a strict process and is subject to systematic checks. The

management process combines several complementary approaches:

- A global allocation that involves exposure to the equity markets, to interest rates, to volatility and to credit
- A selection of underlying equities
- A selection of convertible bonds according to their features, which enables performance and the risk associated with the underlying asset to be optimised.

The process therefore combines fundamental and quantitative analyses and is based on specific convertible bond analysis. Moreover, it is in line with a thorough framework involving an in-depth analysis of sectors and sensitivity to equity markets.

In fact, when seeking performance from this strategy, a greater emphasis is placed on the convertible bonds' "equity" component than on the inherent bond characteristics (duration, credit): managers will select securities where they believe that the underlying equity will appreciate in value while the credit remains stable or improves. Since this assessment by the managers of the credit risk associated with each issuer is an integral part of the management process, the subfund does not set any particular limits in terms of external ratings.

Investments in unrated or high-yield securities may therefore represent up to 100% of the subfund's assets.

As part of the more specific underlying asset selection process, the macro-economic process is followed by an analytical process combining fundamental and quantitative approaches.

A database and "scoring" method enables the full benchmark universe to be screened. The manager thus rates the equities according to their valuation, their quality, their growth, and their momentum. This analysis is meant to be a dynamic process, as it is performed according to different horizons.

The next stage consists in finding convertible bonds with features that reflect and optimise the predefined target portfolio.

In this context, several criteria enable the convertible bonds that form the portfolio to be selected, including:

- Limiting the conversion premium
- Limiting the risk of loss
- Limiting the credit risk

Between 60% and 100% of the subfund's assets are invested at all times in European convertible bonds and equivalent securities.

A maximum of 20% of the subfund's assets are exposed to other OECD countries (outside the EU, European Free Trade Association and the UK). This category also includes the synthetic exposure created by the managers with a view to replicating the risk profile of a convertible bond. Such a risk profile may be obtained, for instance, by investing in a negotiable debt security or a conventional bond and a share option.

The subfund may invest up to a maximum of 10% of its assets directly in equities, such a limit being likely to be approximated only in investment or very specific situations: the convertible market is more expensive than the shares, bonds converted into

shares, etc. Most of the time, direct investment in shares is incidental.

Geographical allocations among the various European markets are at the manager's discretion.

The portfolio's interest rate sensitivity is kept within the [0 ; 7] range.

Managers may invest up to 10% of assets in units or shares of UCITS when they consider that such an investment serves the management strategy or when it is used to achieve a return on cash holdings.

Derivatives may be used to address various kinds of portfolio risk, including currency (see below), equity and interest-rate risk, either as a hedge or to gain exposure (primarily to replicate the risk of a convertible bond and manage interest-rate sensitivity) and credit risk, but only to buy protection (single-name CDS or index-based).

The subfund invests primarily in organised futures markets (where there is a clearing house) but reserves the right to enter into OTC contracts.

The Fund's policy is to neutralise the currency risk associated with investments in assets denominated in currencies other than the euro as much as possible. It may also take into account the implicit currency risk that appears, for example, when a convertible bond and the underlying security are not denominated in the same currency. On an incidental basis, the manager may create net exposure to a currency, particularly when that currency is included in their benchmark index.

Total net sensitive exposures (i.e. above 1%) to currencies other than the euro shall be less than 10% of net assets in all circumstances.

Total risk on the subfund's financial contracts is calculated using the commitment method and is always less than 100% of net assets.

SRI approach implemented by the subfund

The initial investment universe is made up of "mixed" European bonds and similar securities.

This SRI subfund systematically incorporates environmental and governance criteria into financial management. This has an impact on the selection of portfolio securities.

The examples of indicators used for each of the E, S, and G criteria are as follows:

- Environmental indicators: environmental policy and actions, results of action plans put in place by the company, exposure of suppliers to environmental risks, positive or negative impact of products on the environment.
- Social indicators: attractiveness of the employer brand, employee retention, anti-discrimination, employee protection, exposure of suppliers to social risks, relations with civil society.

- Governance indicators: competence of the management team, checks and balances, respect for minority shareholders, business ethics.

The subfund focuses on selecting the top-rated issuers from an extra-financial perspective within their investment universe ("best in universe" approach). This subfund also invests in companies that have adopted a CSR approach and have an improving momentum in their ESG practices ("best efforts" approach).

The subfund applies two extra-financial filters in its stock-picking: after controversial sectors and practices are excluded, stocks must meet a minimum ESG rating requirement.

The ESG rating of issuers in the portfolio must always be equal to 95%.

The ESG rating is out of 10 and is awarded to each issuer. This score is determined as follows:

- **Governance:** The Governance rating represents approximately 60% of the overall ESG score. This is a long-standing bias for La Financière de l'Echiquier, which has attached particular importance to this subject since the company's creation.
- **Environmental and Social:** Social and environmental criteria are combined to determine a Responsibility score. Its calculation takes into account the type of company:
 - for industrial stocks: the social and environmental criteria are equally weighted in the "Responsibility" score.
 - for service stocks: the "Social" score accounts for 2/3 of the "Responsibility" score, while the "Environmental" score represents 1/3 of the "Responsibility" score.

This rating may be lowered if significant controversy arises.

The minimum ESG rating is set at 5.5/10 for this subfund.

If a company's rating falls below the minimum required by the management company for the subfund/fund, the position in the issuer would be sold in the best interests of the unitholders/shareholders.

This ESG approach results in a selectivity rate (reduction of the initial investment universe defined above) of at least 20%.

SRI label

In addition, and in order to meet the requirements of the French SRI label, the fund must obtain a better result than its benchmark for the following indicators:

- **Engaging Environmental Indicator** – Intensity of emissions generated (calculated according to the WACI methodology of Carbone4 Finance)
- **Engaging Governance Indicator** – ESG Controversy Score (rating measuring the management and occurrence of ESG controversies on topics such as the environment, consumer rights, human rights, labour rights, supplier management and governance)

Sustainable investments

A sustainable investment meets three criteria:

- the company's activity contributes positively to an **environmental** or social objective
- it **does not cause significant harm** to any of these objectives

- the company applies **good governance practices**

Investments considered sustainable within the meaning of the SFDR will represent at least 40% of the UCI's net assets. The details of the proprietary methodology applied by the management company to determine this percentage are described in the SFDR appendix of the UCI.

Consideration of principal adverse impacts

Lastly, the management team takes the principal adverse sustainability impacts into account in its investment decisions.

Pour une information plus détaillée sur la prise en compte des principales incidences négatives, l'investisseur est invité à se référer à l'article 4 de la politique SFDR de la société de gestion disponible sur le site internet : www.lfde.com.

Alignment with the taxonomy

The subfund may invest in environmentally sustainable economic activities. However, the ESG rating assigned to each security is the result of a global analysis that also takes into account social and governance criteria. It therefore does not allow a targeted approach to a particular objective of the European Taxonomy or to assess the degree of alignment of an investment.

In this case, the principle which states "do no significant harm" applies only to underlying investments which take into account European Union criteria in matters of environmentally sustainable economic activities and not the remaining portion of the underlying investments. The investments underlying the remaining portion of this financial product do not take into account the criteria of the European Union in matters of environmentally sustainable economic activities. The subfund is committed to a 0% alignment with the European Taxonomy.

Methodological limits:

The SRI analysis approach for companies put in place by La Financière de l'Echiquier is based on a qualitative analysis of these players' environmental, social and governance practices. A number of limitations may be identified, in connection with the management company's methodology but also more broadly with the quality of the information available on these issues.

Analysis is largely based on qualitative and quantitative data communicated by the companies themselves, and is therefore dependent on the quality of this information. Although constantly improving, companies' ESG reports still remain fragmented and heterogeneous.

In order to make the analysis as relevant as possible, La Financière de l'Echiquier focuses on the points most likely to have a concrete impact on the companies surveyed and on society as a whole. These key issues are defined on a case-by-case basis, and are by definition not exhaustive.

Finally, although the management company's analysis methodology is intended to incorporate forward-looking elements that assure it of the environmental and social quality of the companies in which it invests, it is difficult to anticipate when controversies will arise, and these may prompt the management company to review its opinion on the ESG quality of an issuer in the portfolio ex-post.

In addition, the "best in universe" approach is based on a subjective analysis of ESG criteria. Thus, the management company's opinion of issuers may vary over time. Furthermore, the "best efforts" approach, which consists of selecting issuers with an improving momentum in their ESG practices, may have limits; certain issuers may not show sufficient progress relative to expectations.

For more detailed information on the rating methodology used for the subfund and its limits, investors should refer to the Transparency Code of La Financière de l'Echiquier available on www.lfde.com.

2. Assets used (excluding derivatives)

The manager may invest in all the asset categories listed below, with no sector or geographical restrictions (within Europe defined as follows: European Union + European Free Trade Association + United Kingdom).

a) Equities:

The portfolio may invest directly in European equities within a 10% limit.

The manager is only likely to approach that limit when waiting to invest or in very specific situations, including where the convertible bond market is more expensive than the equity market or in technical cases. In most cases, direct investment in equities is incidental.

Examples of technical situations include situations where shares are held:

- following the conversion of convertible bonds
- following the exchange of exchangeable bonds
- following a call by the issuer
- following repayment in shares by the issuer
- while waiting to build a synthetic convertible bond.

b) Debt securities and money market instruments:

Between 60% and 100% of the subfund's assets are invested at all times in European convertible bonds and equivalent securities. This category also includes the synthetic exposure created by the managers with a view to replicating the risk profile of a convertible bond. A risk profile of this type may, for example, be obtained by investing in a negotiable debt security and in an equity option.

The issuers of these instruments may be private or public entities based in Europe or that have parent companies based there or where the underlying assets are listed on European markets. These bonds, which are usually issued with maturities of between three and five years, include but are not limited to the following:

- Bonds convertible into shares. Convertible bonds with equity warrants attached, low-coupon convertible bonds with a call premium, and OCEANE bonds (bonds convertible or exchangeable into new or existing shares) will also be an investment target;
- Index-linked bonds;
- Bonds redeemable in shares (ORA, ORANE, ORABSA);
- Bonds exchangeable into shares;
- Bonds with share subscription warrants (OBSA, OBSAR).

The subfund may invest up to a maximum of 40% of its net assets in subordinated bonds of the banking, insurance, and corporate sectors.

It may also invest in negotiable debt securities, primarily to invest its short-term cash.

3. Investment in the securities of other undertakings for collective investment

Up to 10% of the subfund's assets may be invested in units or shares of French and/or European UCITS and in retail investment funds. This will be a UCI in any AMF category provided it is not in conflict with investment strategy. It may be UCIs managed by the management company or by an associate company.

4. Derivatives

Derivatives may be used to address the portfolio's various types of risk. The subfund invests primarily in organised futures markets (where there is a clearing house) but reserves the right to enter into OTC contracts when these contracts are better suited to the investment objective or their transaction costs are lower. It may use all types of futures and options.

The main types of applications and of instruments likely to be used, depending on the risks involved, are as follows:

- Equity risk: as a hedge or to replicate the risk profile of a convertible bond; the instruments involved are options and futures.
- Interest rate risk: mainly to reduce or alter the portfolio's sensitivity; the instruments are mainly futures and swaps.
- Credit risk: only to buy protection, through single-signature CDS or index-based instruments.
- Currency risk: the subfund's policy is to neutralise currency risk relating to investments in assets denominated in currencies other than the euro as much as possible. It may also take into account the implicit currency risk that appears, for example, when a convertible bond and the underlying security are not denominated in the same currency. On an incidental basis, the manager may create net exposure to a currency, particularly when that currency is included in their benchmark index.

Total net sensitive exposures (i.e. above 1%) to currencies other than the euro shall be less than 10% of net assets in all circumstances. The instruments used are swaps and forward contracts.

These transactions shall be limited to 100% of the subfund's assets. The financial instruments are concluded with intermediaries selected by the management company that have no power over the composition or management of the portfolio.

5. Securities with embedded derivatives

When they are required or more beneficial, securities with embedded derivatives (EMTN, BMTN, subscription and other warrants, etc.) may be used instead of assets or derivative instruments, with the same purpose as that for which such assets or derivative instruments would have been used. In this context, all the securities authorised by applicable regulations may be used.

6. Deposits

None

7. Cash borrowings

The subfund of the SICAV may borrow cash. Although the subfund may be in a debtor position temporarily as a result of its payment flows (investments and disposals in progress, subscriptions/redemptions, etc.) up to a limit of 10% of its assets, this does not form part of the investment objective.

8. Securities financing transactions

None

Risk profile

Your money will be principally invested in financial instruments selected by the management company. These instruments will be exposed to market trends and fluctuations.

Risk related to discretionary management: The discretionary management style applied to the Fund is based on the selection of stocks. There is a risk that Fund might not be invested in the best-performing securities at all times. The Fund may therefore not achieve its performance objective. Moreover, the net asset value of the Fund may post a negative performance.

Risk associated with investing in convertible bonds: The value of convertible bonds depends on the following factors, among others: yield, credit rating, the equity, and the price of the option built into the convertible bond. These factors may lead to a decline in the net asset value.

Risk of capital loss: Capital loss occurs when a security is sold for less than its purchase price. Investors are warned that they may not get back all the capital they initially invested. The Fund offers no capital guarantee or protection.

Equity risk: If the equities or indices to which the Fund portfolio is exposed should fall, the Fund's net asset value could also fall.

Interest rate risk: The Fund's net asset value may fall if interest rates rise.

Credit risk: Credit risk is the risk of a private issuer's credit rating being downgraded or of its defaulting. The value of debt securities or bonds in which the Fund invests may fall, causing the Fund's net asset value to decline.

Currency risk: This is the risk of a fall in the investment currencies relative to the euro, the portfolio's reference currency. Should any of these currencies weaken against the euro, the net asset value may decline.

Counterparty risk: This involves the risk of default by a counterparty, which could lead to the counterparty defaulting on an over-the-counter transaction payment. Accordingly, a payment default by a counterparty may result in a decrease in the net asset value.

"High Yield" speculative securities risk: The subfund should be considered speculative in part and is intended especially for investors who are aware of the risks inherent to investments in securities with a low or no rating. Speculative securities have a higher default risk than Investment Grade securities. In the event of a fall in those securities, the net asset value may fall. In addition, as these types of instruments may be traded in low

volumes, market movements may therefore be more pronounced, whether upward or downward.

Risk associated with the use of subordinated bonds: A debt is described as subordinated when its repayment is subject to the prior repayment of other creditors (preferential creditors, unsecured creditors). Subordinated creditors will thus be repaid after ordinary creditors, but before shareholders. This type of debt will have a higher interest rate than that of other debt claims. If one or more provisions contained in the issuance documents of said subordinated debt securities are triggered or, more generally, if a credit event occurs affecting the issuer in question occurs, there is a risk that the net asset value of the UCI could fall. The use of subordinated bonds may expose the UCI to risks of capital loss, cancellation or deferral of coupon payment (at the sole discretion of the issuer), and uncertainty regarding the repayment date or even the valuation/yield (since the attractive yield associated with these securities can be viewed as a complexity premium).

Sustainability risk or risk linked to sustainable investment:

Any event or situation in the environmental, social or sustainable governance field (e.g. climate change, health and safety, companies that do not comply with regulations, such as serious criminal sanctions, etc.) that, if it occurs, could have an actual or potential negative impact on the value of the investment. The occurrence of such an event or situation could also lead to a change in the investment strategy of the UCITS, including the exclusion of the securities of some issuers. More specifically, the negative effects of sustainability risks could affect issuers via a series of mechanisms, especially: 1) lower revenues; 2) increased costs; 3) damages or depreciation in asset value; 4) higher cost of capital; and 5) fines or regulatory risks. Due to the nature of sustainability risks and specific subjects such as climate change, the probability that sustainability risks would have an impact on

returns on financial products is likely to increase over the longer term

Eligible investors and typical investor profile

Target investors:

- A share: All investors
- D share: Reserved for institutional investors
- G share: Reserved for distribution by financial intermediaries
- I share: Reserved for institutional investors

Typical investor profile:

An investor who subscribes to this subfund wishes to benefit from most of the upside in European equity markets while being affected to a lesser degree by any downturn in those markets. ECHIQUIER CONVEXITÉ SRI EUROPE peut servir de support à des contrats individuels d'assurance vie à capital variable, libellés en unités de comptes.

ECHIQUIER CONVEXITÉ SRI EUROPE may be used as an investment vehicle for UCITS managed by La Financière de l'Echiquier.

The reasonable amount to invest in this UCITS depends on your personal situation. In order to determine that amount, you should consider your personal wealth and your current requirements, as well as whether you want to take risks or instead prefer a cautious investment stance. Furthermore, you are strongly advised to diversify your investments in order to avoid being exposed solely to the risks of this UCITS.

Recommended investment duration

More than 2 years.

Methods for determining and appropriating distributable sums

Share class	Net income allocation	Realised net gain allocations
A share	Accumulation	Accumulation
D share	Accumulation and/or distribution	Accumulation and/or distribution
G share	Accumulation	Accumulation
I share	Accumulation	Accumulation

Income distribution frequency

The proportion of distributable sums to be distributed according to the management company's decision is paid annually within five months of the end of the financial year.

However, the management company may make interim payments during the year.

Share characteristics: (base currencies, fractional units, etc.)

The D, A, I, and G shares are denominated in euros and sub-divided into thousandths.

The initial value of the A share is fixed at 1,000 euros.

The initial value of the D shares is fixed at 10,000 euros.

The initial value of the G share is fixed at 100 euros.

The initial value of the I share is fixed at 1,000 euros.

Subscription and redemption procedures

Subscriptions and redemptions are carried out in thousandths of shares.

The minimum initial subscription amount for the I and D shares is 1,000,000 euros, with the exception of the management company, which may subscribe for only one share. Subsequent subscriptions may be carried out in thousandths of shares.

Subscription and redemption requests are centralised each day before 12 p.m. (Paris time) by the depositary:

BNP PARIBAS SA

16, boulevard des Italiens, 75009 Paris

Postal address: Grands Moulins de Pantin, 9 Rue du Débarcadère, 93500 Pantin

And are executed on the basis of the next net asset value calculated using the closing price on the day the requests were centralised. Subscription and redemption requests arriving after 12 p.m. (Paris time) are executed on the basis of the net asset value calculated after the one mentioned above.

In some countries, subscriptions may be carried out according to procedures other than a single, one-off subscription. For Italy, details of the subscription procedures are provided on the subscription form.

The net asset value is calculated daily, except for days when the Paris stock market is closed and on official French public holidays.

T	T: Date of establishment of the net asset value	T+1 working day	T+2 working days
Centralisation before 12 p.m. of subscription and redemption orders	Execution of the order at the latest during day T	Calculation and publication of the net asset value	Payment for subscriptions and redemptions

Procedures for switching from one subfund (or one share) to another

It is possible to ask to switch (sale followed by simultaneous purchase) from one subfund to another (or between two shares of the same subfund).

However, these transactions will only be possible:

- on orders expressed in quantities
- on shares of subfunds expressed in the same currency
- on subfunds with the same net asset value calculation frequency and the same centralisation date
- on subfunds with the same subscription/redemption cut-off times

Orders are executed based on the next asset value calculated.

It should be specified that in the event of a switch:

- any prior notice is not applied
- it is the settlement-delivery date of the redemption that is applied to the two parts (subscription and redemption)

Finally, investors are reminded that depending on the tax system of their country, this transaction may trigger the application of tax on capital gains or losses on financial instruments.

Pursuant to Article L. 214-8-7 of the French Monetary and Financial Code, if, under exceptional circumstances it is deemed in the interest of the shareholders, the Fund's redemption of shares and its issue of new shares may be temporarily suspended by the management company.

The net asset value is available upon request from the management company on +33 (0)1.47.23.90.90 or on its website (www.lfde.com).

Fees and charges

Fees charged to the investor, deducted upon subscription and redemption	Basis	Rate
Subscription fee not retained by the UCITS	Net asset value x number of shares	Maximum of 3.00%
Subscription fee retained by the UCITS	Net asset value x number of shares	None
Redemption fee not retained by the UCITS	Net asset value x number of shares	None
Redemption fee retained by the UCITS	Net asset value x number of shares	None

Fees charged to the UCITS		Basis		Rate
1	Financial management costs Administrative fees external to the management company	Net assets	A share	Maximum of 1.40 % incl. tax
			D share	Maximum of 0.70 % incl. tax
			G share	Maximum of 0.85 % incl. tax
			I share	Maximum of 0.70 % incl. tax
2	Maximum indirect fees (management fees and commissions)	Net assets		(*)
3	Transaction commissions received by the management company	Payable on each transaction or operation		None
4	Performance fee	Net assets		None

(*) The subfund may invest up to 10% of its assets in other UCIs if the management fees do not exceed 2.392%. For further information, please contact the management company.

The fees due for the management of the UCITS in application of 4° of II of Article L. 621-5-3 of the French Monetary and Financial Code; the exceptional and non-recurring duties, taxes, fees, and government rights (related to the subfund) are charged to the subfund.

In addition to the fees set out above, other fees may be borne by the subfund in certain circumstances, such as extraordinary and non-recurring costs relating to debt recovery or proceedings to assert a right, provided that these fees are consistently lower than the amounts recovered.

Furthermore, research expenses pursuant to article 314-21 of the AMF General Regulation may be billed to the subfund. Additional information on how these research expenses work is available from the management company.

ECHIQUIER CREDIT SRI EUROPE subfund

- A share ISIN code: FR0010491803
- G share ISIN code: FR0013286614
- I share ISIN code: FR0011829050

Classification

Bonds and other debt securities denominated in euros

Investment objective

ECHIQUIER CREDIT SRI EUROPE's objective is to achieve a similar or better performance than the IBOXX EURO CORPORATE 3-5 YEARS index.

This objective is combined with an extra-financial approach incorporating environmental, social, and governance (ESG) criteria. The extra-financial objective is to help companies move forward on ESG issues by engaging in dialogue with them on a regular basis and by sharing with them specific areas of improvement monitored over time.

The extra-financial objective of the subfund complies with the provisions of Article 8 of the SFDR.

Benchmark

The benchmark of ECHIQUIER CREDIT SRI EUROPE is the IBOXX EURO CORPORATE 3-5 YEARS index. Given that the UCITS is not index-linked, the subfund does not aim to replicate the composition of this index in any way. This index is representative of the performance of corporate bonds in euros. It is calculated in euros with coupons reinvested.

The administrator IHS Markit Benchmark Administration Limited of the benchmark iBoxx Euro Corporate 3-5 years is included in the register of administrators and benchmarks kept by the ESMA.

Investment strategy

1. Strategies used

ECHIQUIER CREDIT SRI EUROPE is managed using an active and discretionary approach based on rigorous bond-picking and implemented through a variety of strategies that combine:

- a top-down approach (researching the economic environment in the eurozone then selecting securities) based on macroeconomic criteria to derive the strategy for exposure to interest rate risk (sensitivity, duration, yield curve positioning) and, secondarily, to currency risk.
- a bottom-up approach (analysing the characteristics of each issuer and issue) based on microeconomic criteria and internal or external financial research to determine the portfolio's exposure to specific risks (sector, issuers, securities).

The investment strategy, based on management of currency and credit risks, aims to select securities with residual maturity close to the IBOXX EURO CORPORATE 3-5 YEAR index but is not exclusively restricted to these. The strategy depends on euro bond markets and movements on the eurozone yield curve. To meet its investment objective, the subfund generates exposure to

the bonds and other debt instruments of public or corporate issuers (initial investment universe).

The portfolio will be managed within a sensitivity range between 0 and 8.

This SRI subfund systematically incorporates environmental and governance criteria into financial management. This has an impact on the selection of portfolio securities.

The examples of indicators used for each of the E, S, and G criteria are as follows:

- *Environmental indicators*: environmental policy and actions, results of action plans put in place by the company, exposure of suppliers to environmental risks, positive or negative impact of products on the environment.
- *Social indicators*: attractiveness of the employer brand, employee retention, anti-discrimination, employee protection, exposure of suppliers to social risks, relations with civil society.
- *Governance indicators*: competence of the management team, checks and balances, respect for minority shareholders, business ethics.

The subfund focuses on selecting the top-rated issuers from an extra-financial perspective within their investment universe ("best in universe" approach). This subfund also invests in companies that have adopted a CSR approach and have an improving momentum in their ESG practices ("best efforts" approach).

The subfund applies two extra-financial filters in its stock-picking: after controversial sectors and practices are excluded, stocks must meet a minimum ESG rating requirement.

The ESG rating of issuers in the portfolio must always be equal to 95%.

The ESG rating is out of 10 and is awarded to each issuer. This score is determined as follows:

- **Governance**: The Governance rating represents approximately 60% of the overall ESG score. This is a long-standing bias for La Financière de l'Echiquier, which has attached particular importance to this subject since the company's creation.
- **Environmental and Social**: Social and environmental criteria are combined to determine a Responsibility score. Its calculation takes into account the type of company:
 - for industrial stocks: the social and environmental criteria are equally weighted in the Responsibility score.
 - for service stocks: the "Social" score accounts for 2/3 of the "Responsibility" score, while the "Environmental" score represents 1/3 of the "Responsibility" score.

This rating may be lowered if significant controversy arises.

The minimum ESG rating is set at 5.5/10 for this subfund.

If a company's rating falls below the minimum required by the management company for the subfund, the position in the issuer would be sold in the best interests of the shareholders.

This ESG approach results in a selectivity rate (reduction of the investment universe) of at least 20%.

SRI label

Lastly, and in order to meet the requirements of the French SRI label, the fund must obtain a better result than its benchmark for the following indicators:

- **Engaging Environmental Indicator** – Intensity of emissions generated (calculated according to the WACI methodology of Carbone4 Finance)
- **Engaging Governance Indicator** – ESG Controversy Score (rating measuring the management and occurrence of ESG controversies on topics such as the environment, consumer rights, human rights, labour rights, supplier management and governance)

Sustainable investment

A sustainable investment meets three criteria:

- the company's activity contributes positively to an **environmental or social objective**
- it **does not cause significant harm** to any of these objectives
- The company applies **good governance practices**

Les investissements considérés comme durables au sens de SFDR représenteront 40% minimum de l'actif net de l'OPC. Le détail de la méthodologie propriétaire appliquée par la société de gestion pour déterminer ce pourcentage est détaillée dans l'annexe SFDR de l'OPC.

Consideration of principal adverse impacts

Lastly, the management team takes the principal adverse sustainability impacts into account in its investment decisions.

Pour une information plus détaillée sur la prise en compte des principales incidences négatives, l'investisseur est invité à se référer à l'article 4 de la politique SFDR de la société de gestion disponible sur le site internet : www.lfde.com.

Alignment with the taxonomy

The subfund may invest in environmentally sustainable economic activities. However, the ESG rating assigned to each security is the result of a global analysis that also takes into account social and governance criteria. It therefore does not allow a targeted approach to a particular objective of the European Taxonomy or to assess the degree of alignment of an investment.

In this case, the principle which states "do no significant harm" applies only to underlying investments which take into account European Union criteria in matters of environmentally sustainable economic activities and not the remaining portion of the underlying investments. The investments underlying the remaining portion of this financial product do not take into account the criteria of the European Union in matters of environmentally sustainable economic activities. The subfund is committed to a 0% alignment with the European Taxonomy.

Methodological limits

The SRI analysis approach for companies put in place by La Financière de l'Echiquier is based on a qualitative analysis of these players' environmental, social and governance practices. A number of limitations may be identified, in connection with the

management company's methodology but also more broadly with the quality of the information available on these issues.

Analysis is largely based on qualitative and quantitative data communicated by the companies themselves, and is therefore dependent on the quality of this information. Although constantly improving, companies' ESG reports still remain fragmented and heterogeneous.

In order to make the analysis as relevant as possible, La Financière de l'Echiquier focuses on the points most likely to have a concrete impact on the companies surveyed and on society as a whole. These key issues are defined on a case-by-case basis, and are by definition not exhaustive.

Finally, although the management company's analysis methodology is intended to incorporate forward-looking elements that assure it of the environmental and social quality of the companies in which it invests, it is difficult to anticipate when controversies will arise, and these may prompt the management company to review its opinion on the ESG quality of an issuer in the portfolio ex-post.

In addition, the "best in universe" approach is based on a subjective analysis of ESG criteria. Thus, the management company's opinion of issuers may vary over time. Furthermore, the "best efforts" approach, which consists of selecting issuers with an improving momentum in their ESG practices, may have limits; certain issuers may not show sufficient progress relative to expectations.

For more detailed information on the rating methodology used for the subfund and its limits, investors should refer to the Transparency Code of La Financière de l'Echiquier available on www.lfde.com.

2. Assets used (excluding derivatives)

a) Equities

ECHIQUIER CREDIT SRI EUROPE will not invest in equities.

b) Debt securities and money market instruments

The subfund invests in fixed-income products mostly denominated in euros. Exposure to instruments denominated in other currencies cannot exceed 10%, irrespective of the nationality of the issuer.

Specifically, the Fund invests:

- in negotiable debt securities of the Europe region (European Union + European Free Trade Association + United Kingdom). The maximum maturity of these securities used will be 2 years. These securities are mainly rated investment grade; however, the subfund can invest up to 20% of its net assets in this class of securities that are unrated or rated high yield by the rating agencies, or considered as such by the management company.
- in bonds of the Europe region (European Union + European Free Trade Association + United Kingdom) within the limit of 10% maximum of net assets in bonds outside this region and including securities issued by emerging country issuers. These securities are mainly rated investment grade; however, the subfund can invest up to 40% of its net assets in this class of securities that are unrated or rated high yield by the rating

agencies, or considered as such by the management company.

No limits have been set for the proportion of bonds of sovereign and private issuers in the portfolio.

The manager may also invest up to a maximum of 40% of its net assets in subordinated bonds of the banking, insurance and corporate sectors, including a maximum of 10% in contingent convertible bonds ("cocos").

Prior to purchase and for monitoring purposes over the life of securities, the credit risk is assessed on the basis of research and analysis carried out in-house by La Financière de l'Echiquier and using the ratings produced by the rating agencies.

The ratings mentioned above are those used by the Fund manager at the time of the initial investment. If a rating is downgraded over the life of an investment, the manager will conduct an analysis on a case-by-case basis and decide whether or not to maintain the position concerned.

The investment limits defined in relation to the assessment of credit risk by the rating agencies may therefore be adjusted slightly to reflect the management team's own analysis.

3. Investissement en titres d'autres Organismes de Placements Collectifs

Up to 10% of the subfund's assets may be invested in units or shares of French and/or European UCITS and in retail investment funds. This will be a UCI in any AMF category provided it is not in conflict with investment strategy. It may be UCIs managed by the management company or by an associate company.

4. Derivatives

The subfund reserves the right to deal in financial derivative instruments traded on regulated European and international markets. In this context, the UCITS will take positions to hedge the portfolio against interest rate risk and any currency risk. It may also use exposure to derivatives for the purpose of managing interest rate risk.

The instruments used are:

- index futures
- options on securities and indices
- currency options and futures
- asset swaps.

These transactions shall be limited to 100% of the subfund's assets. Financial instruments are entered into with intermediaries selected by the management company that have no say on the composition or management of the subfund's portfolio.

5. Securities with embedded derivatives

- a) Bonds with early redemption options: the manager may use these bonds ("callable" or "puttable") on the entire bond segment.
- b) Contingent convertible bonds of the financial sector: the manager may invest of up to 10% of net assets in these securities.
- c) Other securities with embedded derivatives: the manager may invest up to 10% of the net assets in securities with embedded derivatives (convertible bonds) traded on regulated or over-the-counter markets. No rating restrictions apply to convertible bonds.

The risk associated with this type of investment will be limited to the amount invested.

6. Deposits

None

7. Cash borrowings

The subfund of the SICAV may borrow cash. Although the subfund may be in a debtor position temporarily as a result of its payment flows (investments and disposals in progress, subscriptions/redemptions, etc.) up to a limit of 10% of its assets, this does not form part of the investment objective.

8. Securities financing transactions

None

Risk profile

Your money will be principally invested in financial instruments selected by the management company. These instruments will be exposed to market trends and fluctuations.

Risk related to discretionary management: The discretionary management style applied to the Fund is based on the selection of stocks. There is a risk that Fund might not be invested in the best-performing securities at all times. The Fund may therefore not achieve its performance objective. Moreover, the net asset value of the Fund may post a negative performance.

Interest rate risk: The Fund's net asset value may fall if interest rates rise.

Credit risk: Credit risk is the risk of a private issuer's credit rating being downgraded or of its defaulting. The value of debt securities or bonds in which the Fund invests may fall, causing the Fund's net asset value to decline.

Risk of capital loss: Capital loss occurs when a security is sold for less than its purchase price. Investors are warned that they may not get back all the capital they initially invested. The Fund offers no capital guarantee or protection.

Currency risk: This is the risk of a fall in the investment currencies relative to the euro, the portfolio's reference currency. Should any of these currencies weaken against the euro, the net asset value may decline.

"High Yield" speculative securities risk: Speculative securities have a higher default risk than Investment Grade securities. In the event of a fall in those securities, the net asset value may fall. In addition, as these types of instruments may be traded in low volumes, market movements may therefore be more pronounced, whether upward or downward.

Risk associated with the use of subordinated bonds: A debt is described as subordinated when its repayment is subject to the prior repayment of other creditors (preferential creditors, unsecured creditors). Subordinated creditors will thus be repaid after ordinary creditors, but before shareholders. This type of debt will have a higher interest rate than that of other debt claims. If one or more provisions contained in the issuance documents of said subordinated debt securities are triggered or, more generally, if a credit event occurs affecting the issuer in question occurs, there is a risk that the net asset value of the UCI could fall. The use of subordinated bonds may expose the UCI to risks of capital loss, cancellation or deferral of coupon payment (at the sole discretion of the issuer), and uncertainty regarding the repayment date or even the valuation/yield (since the attractive yield associated with these securities can be viewed as a complexity premium).

Risk associated with contingent convertible bonds: Contingent convertible bonds are subordinated debt securities that are issued by credit institutions or insurance or reinsurance companies that are eligible in their regulatory capital requirement and have the specific feature of being convertible into shares or whose par value may be reduced (write-down mechanism) in the event of a trigger, previously defined in the prospectus. A

contingent convertible bond includes an option to convert into shares at the initiative of the issuer in the event that their financial situation deteriorates. In addition to the inherent interest rate and credit risk involved with bonds, activating the conversion option may cause the value of the contingent convertible bonds to decrease by an amount greater than that recorded on other traditional bonds of the issuer. Under the conditions set out by the contingent convertible bonds concerned, certain trigger events may lead to the main investment and/or accrued interest permanently depreciating to zero or to the conversion of the bond into a share.

- **Risk associated with the conversion threshold of contingent convertible bonds:** The conversion threshold of a contingent convertible bond depends on the solvency ratio of its issuer. It is the event that determines the conversion of the bond into an ordinary share. The lower the solvency ratio, the greater the likelihood of conversion.
- **Risk of loss or suspension of coupon:** Depending on the characteristics of the contingent convertible bonds, the payment of coupons is discretionary and may be cancelled or suspended by the issuer at any time and for an indefinite period.
- **Risk of intervention of a regulatory authority at the point of "non-viability":** A regulatory authority determines at any time and in a discretionary manner whether an institution is "not viable", i.e. the issuing bank requires the support of the public authorities to prevent the issuer from becoming insolvent, bankrupt, unable to pay the majority of its debts as they become payable or otherwise continue its activities and requires or requests the conversion of contingent convertible bonds into shares in circumstances outside the issuer's control.
- **Risk of capital inversion:** Contrary to the conventional capital hierarchy, investors in contingent convertible bonds may incur a loss of capital that does not affect holders of shares. In certain scenarios, holders of contingent convertible bonds will incur losses before holders of shares.
- **Risk of postponing redemption:** Most contingent convertible bonds are issued in the form of instruments of a perpetual maturity, which are only repayable at predefined levels that have the approval of the competent authority. It cannot be assumed that perpetual contingent convertible bonds will be reimbursed on the repayment date. Contingent convertible bonds are a type of permanent capital. It is possible that the investor may not receive the return on the principal on the expected repayment date or any given date.
- **Liquidity risk:** In certain circumstances, it may be difficult to find a buyer for contingent convertible bonds, and the seller may be forced to accept a significant discount on the expected value of the security in order to be able to sell it.

Sustainability risk or risk linked to sustainable investment:

Any event or situation in the environmental, social or sustainable governance field (e.g. climate change, health and safety, companies that do not comply with regulations, such as serious criminal sanctions, etc.) that, if it occurs, could have an actual or potential negative impact on the value of the investment. The occurrence of such an event or situation could also lead to a change in the investment strategy of the UCITS, including the exclusion of the securities of some issuers. More specifically, the negative effects of sustainability risks could affect issuers via a series of mechanisms, especially: 1) lower revenues; 2) increased costs; 3) damages or depreciation in asset value; 4) higher cost

of capital; and 5) fines or regulatory risks. Due to the nature of sustainability risks and specific subjects such as climate change, the probability that sustainability risks would have an impact on returns on financial products is likely to increase over the longer term.

Eligible investors and typical investor profile

Target investors:

- A share: All investors
- G share: Reserved for distribution by financial intermediaries
- I share: Reserved for institutional investors

Typical investor profile:

The subfund is intended for individuals and entities who are aware of the risks involved in holding shares in such a subfund: risks of investing in bonds and other debt securities.

ECHIQUIER CREDIT SRI EUROPE may be used as an investment vehicle for UCITS managed by La Financière de l'Echiquier.

ECHIQUIER CREDIT SRI EUROPE may be used as an investment vehicle for UCITS managed by La Financière de l'Echiquier.

The amount that can be reasonably invested in this product depends on each investor's personal situation. In deciding how much to invest, investors should take into account their personal and any business assets, their cash requirements at the time and in 2 years, and whether they are willing to take risks on equity markets. They are also strongly advised to diversify their investments sufficiently so as not to be exposed solely to the risks of this UCITS.

Recommended investment duration

More than 2 years.

Methods for determining and appropriating distributable sums

Share class	Net income allocation	Realised net gain allocations
A share	Accumulation	Accumulation
G share	Accumulation	Accumulation
I share	Accumulation	Accumulation

Share characteristics: (base currencies, fractional units, etc.)

The G, I, and A shares are denominated in euros and sub-divided into thousandths.

The initial value of the A share is fixed at 100 euros.

The initial value of the G share is fixed at 100 euros.

The initial value of the I share is fixed at 100 euros.

Subscription and redemption procedures

Subscriptions and redemptions are carried out in thousandths of shares.

The minimum initial subscription amount for the I shares is 1,000,000 euros, with the exception of the management company, which may subscribe for only one share. Subsequent subscriptions may be carried out in thousandths of shares.

Subscription and redemption requests are centralised each day before 12 p.m. (Paris time) by the depositary:

BNP PARIBAS SA

16, boulevard des Italiens, 75009 Paris

Postal address: Grands Moulins de Pantin, 9 Rue du Débarcadère, 93500 Pantin

And are executed on the basis of the next net asset value calculated using the closing price on the day the requests were centralised. Subscription and redemption requests arriving after 12 p.m. (Paris time) are executed on the basis of the net asset value calculated after the one mentioned above.

In some countries, subscriptions may be carried out according to procedures other than a single, one-off subscription. For Italy, details of the subscription procedures are provided on the subscription form.

The net asset value is calculated daily, except for days when the Paris stock market is closed and on official French public holidays.

T	T: Date of establishment of the net asset value	T+1 working day	T+2 working days
Centralisation before 12 p.m. of subscription and redemption orders	Execution of the order at the latest during day T	Calculation and publication of the net asset value	Payment for subscriptions and redemptions

Procedures for switching from one subfund (or one share) to another

It is possible to ask to switch (sale followed by simultaneous purchase) from one subfund to another (or between two shares of the same subfund).

However, these transactions will only be possible:

- on orders expressed in quantities
- on shares of subfunds expressed in the same currency
- on subfunds with the same net asset value calculation frequency and the same centralisation date
- on subfunds with the same subscription/redemption cut-off times.

Orders are executed based on the next asset value calculated.

It should be specified that in the event of a switch:

- any prior notice is not applied
- it is the settlement-delivery date of the redemption that is applied to the two parts (subscription and redemption)

Finally, investors are reminded that depending on the tax system of their country, this transaction may trigger the application of tax on capital gains or losses on financial instruments.

Pursuant to Article L. 214-8-7 of the French Monetary and Financial Code, if, under exceptional circumstances it is deemed in the interest of the shareholders, the Fund's redemption of shares and its issue of new shares may be temporarily suspended by the management company.

The net asset value is available upon request from the management company on +33 (0)1.47.23.90.90 or on its website (www.lfde.com).

Fees and charges

Fees charged to the investor, deducted upon subscription and redemption	Basis	Rate
Subscription fee not retained by the UCITS	Net asset value x number of shares	Maximum of 3.00%
Subscription fee retained by the UCITS	Net asset value x number of shares	None
Redemption fee not retained by the UCITS	Net asset value x number of shares	None
Redemption fee retained by the UCITS	Net asset value x number of shares	None

Fees charged to the UCITS	Basis		Rate
Financial management costs		A share	Maximum of 1.00 % incl. tax
1 Administrative fees external to the management company	Net assets	G share	Maximum of 0.80 % incl. tax
		I share	Maximum of 0.60 % incl. tax
2 Maximum indirect fees (management fees and commissions)	Net assets		(*)
3 Transaction commissions received by the management company	Payable on each transaction or operation		None
4 Performance fee	Net assets		None

(*) The subfund may invest up to 10% of its assets in other UCIs if the management fees do not exceed 2.392%. For further information, please contact the management company.

The fees due for the management of the UCITS in application of 4° of II of Article L. 621-5-3 of the French Monetary and Financial Code; the exceptional and non-recurring duties, taxes, fees, and government rights (related to the subfund) are charged to the subfund.

In addition to the fees set out above, other fees may be borne by the subfund in certain circumstances, such as extraordinary and non-recurring costs relating to debt recovery or proceedings to assert a right, provided that these fees are consistently lower than the amounts recovered.

Furthermore, research expenses pursuant to article 314-21 of the AMF General Regulation may be billed to the subfund. Additional information on how these research expenses work is available from the management company.

ECHIQUIER PATRIMOINE subfund

- A share ISIN code: FR0010434019
- G share ISIN code: FR0013286622
- I share ISIN code: FR0013286648

Investment objective

The investment objective of the subfund ECHIQUIER PATRIMOINE is to outperform its benchmark, net of management fees, which is the composite index: 12.5% MSCI Europe + 67.5% iBoxx 1-3 years + 20% compounded €STER.

Benchmark

The benchmark of the subfund is the following composite index: 12.5% MSCI Europe + 67.5% iBoxx 1-3 years + 20% compounded €STER.

The MSCI Europe (Bloomberg ticker M7EU) is representative of the trend of the equity markets of Europe's most developed countries. It is calculated in euros, with dividends reinvested. The administrator of this index is MSCI Limited.

The iBoxx Euro Corporates 1-3 Total Return Index is representative of the performance of corporate bonds in euros. It is calculated in euros with coupons reinvested. The administrator of this index is IHS Markit Benchmark Administration Limited.

The administrators of these benchmarks are included in the register of administrators and benchmarks kept by the ESMA.

The €STER (Euro Short Term Rate) is a daily rate that reflects the overnight unsecured borrowing costs for eurozone banks. It is published by the European Central Bank. The compound index (Bloomberg ticker OISESTR) will be used in the composite index of the subfund.

Investment strategy

1. Strategies used

ECHIQUIER PATRIMOINE implements an active and discretionary management strategy in accordance with Article 8 of the SFDR, which combines the use of financial instruments (equities, bonds, negotiable debt securities) and derivative instruments.

In order to achieve the performance objective, the management team sets up:

- strategic and tactical positions, which involve decisions to buy or sell portfolio assets on the basis of economic, financial, and stock market predictions;
- equity arbitrage, which involves taking advantage of an expected outperformance of one security or market over another.

This gives rise to:

- short- and medium-term directional positions in equities, fixed-income products and currencies. This involves taking portfolio

positions in financial instruments based on their potential future appreciation.

- Equity management based on a rigorous stock-picking process, involving direct meetings with the companies in which the subfund invests.

The management company undertakes to take part at all times, in the votes of the General Meetings of the companies included in the portfolio. For more information, investors should refer to the Voting Policy available on www.lfde.com.

This management is based on a fundamental analysis of each stock, based on an internally developed rating according to several criteria including:

- the quality of the company's management
- the quality of the financial structure
- visibility on future earnings
- the growth prospects for its business
- environmental and social aspects the speculative nature of the stock.

- A selection of securities within the funds managed by the teams of La Financière de l'Echiquier for which the analysis and monitoring are carried out by other members of the management team.

The equity market exposure of ECHIQUIER PATRIMOINE may not exceed 25 % of its assets.

The subfund systematically incorporates environmental, social and governance criteria. These criteria contribute to the decision-making process but are not a decisive factor in the decisions taken.

The examples of indicators used for each of the E, S, and G criteria are as follows:

- Environmental indicators: environmental policy and actions, results of action plans put in place by the company, exposure of suppliers to environmental risks, positive or negative impact of products on the environment
- Social indicators: attractiveness of the employer brand, employee retention, anti-discrimination, employee protection, exposure of suppliers to social risks, relations with civil society.
- Governance indicators: competence of the management team, checks and balances, respect for minority shareholders, business ethics.

The extra-financial objectives used in the fund's management consist of:

- Carrying out an ESG analysis of the issuers (minimum 90%)

An ESG rating out of 10 is awarded to each issuer. This rating is established using an in-house methodology by the management company and is composed as follows:

- Governance: The Governance score represents around 60% of the overall ESG rating. This is a historical stake for La Financière de l'Echiquier, which since its creation has attached particular importance to this aspect.

• Environmental and Social: Social and environmental criteria are combined to determine a “Responsibility” score. Its calculation takes into account the type of company:

- For industrial stocks: the social and environmental criteria are equally weighted in the Responsibility score;
- For services stocks: the “Social” score accounts for 2/3 of the “Responsibility” score, while the “Environmental” score represents 1/3 of the “Responsibility” score.

➤ Having an average ESG rating higher than the investment universe.

➤ Implementing an exclusion approach through sector and norms-based exclusions.

➤ Using a filter based on ESG convictions (application of a minimum rating).

Sustainable investment

A sustainable investment meets three criteria:

- the company's activity contributes positively to an **environmental or social objective**
- it **does not cause significant harm** to any of these objectives
- The company applies **good governance practices**

Les investissements considérés comme durables au sens de SFDR représenteront 10% minimum de l'actif net de l'OPC. Le détail de la méthodologie propriétaire appliquée par la société de gestion pour déterminer ce pourcentage est détaillée dans l'annexe SFDR de l'OPC.

Consideration of principal adverse impacts

Lastly, the management team takes the principal adverse sustainability impacts into account in its investment decisions.

Pour une information plus détaillée sur la prise en compte des principales incidences négatives, l'investisseur est invité à se référer à l'article 4 de la politique SFDR de la société de gestion disponible sur le site internet : www.lfde.com.

Alignment with the taxonomy

The subfund may invest in environmentally sustainable economic activities. However, the ESG rating assigned to each security is the result of a global analysis that also takes into account social and governance criteria. It therefore does not allow a targeted approach to a particular objective of the European Taxonomy or to assess the degree of alignment of an investment.

In this case, the principle which states “do no significant harm” applies only to underlying investments which take into account European Union criteria in matters of environmentally sustainable economic activities and not the remaining portion of the underlying investments. The investments underlying the remaining portion of this financial product do not take into account the criteria of the European Union in matters of environmentally sustainable economic activities. The subfund is committed to a 0% alignment with the European Taxonomy.

The methodological limits of the ESG approach mainly concern the reliability of the extra-financial data published by the issuers and the subjective nature of the rating system applied by the management company.

For more detailed information on the extra-financial rating methodology used for the subfund and its limits, investors should visit the website www.lfde.com.

2. Assets used (excluding derivatives)

a) Equities:

ECHIQUIER PATRIMOINE may be exposed to equity in any sector and of all market capitalisations within a limit of 25% of its net assets. Equity investments will be made in European equities (countries of the European Union, the European Free Trade Association or the United Kingdom). The subfund nevertheless reserves the right to invest up to 15% of its assets in the equities of a country outside this geographical region, including in emerging market equities.

b) Debt securities and money market instruments:

With a minimum investment of 60 %:

- in negotiable debt securities of the Europe region (European Union + European Free Trade Association + United Kingdom). The maximum maturity of these securities used for the portfolio's cash management will be 2 years. These securities are mainly rated investment grade; however, the subfund can invest up to 10% of its net assets in this class of securities that are unrated or rated high yield by the rating agencies.
- in bonds of the Europe region (European Union + European Free Trade Association + United Kingdom) within the limit of 10% maximum of net assets in bonds outside this region and including securities issued by emerging country issuers. These securities are mainly rated investment grade; however, the subfund can invest up to 15% of its net assets in this class of securities that are unrated or rated high yield by the rating agencies.

No limits have been set for the proportion of bonds of sovereign and private issuers in the portfolio.

The manager may also invest up to a maximum of 40% of its net assets in subordinated bonds of the banking, insurance and corporate sectors, including a maximum of 10% in contingent convertible bonds (“cocos”).

This investment segment will be managed within a sensitivity range between 0 and 8.

Prior to purchase and for monitoring purposes over the life of securities, the credit risk is assessed on the basis of research and analysis carried out in-house by La Financière de l'Echiquier and using the ratings produced by the rating agencies.

The ratings mentioned above are those used by the Fund manager at the time of the initial investment. If a rating is downgraded over the life of an investment, the manager will conduct an analysis on a case-by-case basis and decide whether or not to maintain the position concerned. The investment limits defined in relation to the assessment of credit risk by the rating agencies may therefore be adjusted slightly to reflect the management team's own analysis.

3. Investment in the securities of other undertakings for collective investment

Up to 10% of the subfund's assets may be invested in units or shares of French and/or European UCITS and in retail investment

funds. This will be a UCI in any AMF category provided it is not in conflict with investment strategy. It may be UCIs managed by the management company or by an associate company.

4. Derivatives

ECHIQUIER PATRIMOINE regularly trades in financial derivative instruments and takes positions on equity, fixed-income, and currency derivative markets with a view to:

- exposing the portfolio in order to fulfil the investment objective, ensure a better risk diversification and reduce the cost of transactions on the markets in which the subfund invests.
- or hedging the portfolio in order to reduce the risk to which the subfund is exposed.

The instruments used are:

- on regulated markets:
 - index, equity and interest rate futures
 - index, equity and interest rate options
- on over-the-counter markets, exclusively currency options and forwards with counterparties whose rating is equivalent to or higher than A (Standard & Poor's or equivalent).

These transactions shall be limited to 100% of the subfund's assets. The subfund is prohibited from carrying out any swap transactions.

The financial instruments are concluded with intermediaries selected by the management company that have no power over the composition or management of the portfolio.

5. Securities with embedded derivatives

- a) Bonds with early redemption options: the manager may use these bonds ("callable" or "puttable") on the entire bond segment
- b) Contingent convertible bonds of the financial sector: the manager may invest of up to 10% of net assets in these securities.
- c) Other securities with embedded derivatives: the manager may invest up to 10% of the net assets in securities with embedded derivatives (warrants, convertible bonds, subscription warrant, etc.) traded on regulated or over-the-counter markets. No rating restrictions apply to convertible bonds.

The risk associated with this type of investment will be limited to the amount invested.

6. Deposits

None

7. Cash borrowings

The subfund of the SICAV may borrow cash. Although the subfund may be in a debtor position temporarily as a result of its payment flows (investments and disposals in progress, subscriptions/redemptions, etc.) up to a limit of 10% of its assets, this does not form part of the investment objective.

8. Securities financing transactions

None

Risk profile

Your money will be principally invested in financial instruments selected by the management company. These instruments will be exposed to market trends and fluctuations.

Risk related to discretionary management: The discretionary management style applied to the Fund is based on the selection of stocks. There is a risk that Fund might not be invested in the best-performing securities at all times. The Fund may therefore not achieve its performance objective. Moreover, the net asset value of the Fund may post a negative performance.

Interest rate risk:

The Fund's net asset value may fall if interest rates rise.

Credit risk:

Credit risk is the risk of a private issuer's credit rating being downgraded or of its defaulting. The value of debt securities or bonds in which the Fund invests may fall, causing the Fund's net asset value to decline.

Equity risk:

If the equities or indices to which the Fund portfolio is exposed should fall, the Fund's net asset value could also fall.

Risks associated with investments in small and mid-cap shares: On markets trading in small and mid-caps, the volume of shares listed on the stock exchange is low. As a result, market downturns are more pronounced and more rapid than those trading in large caps. The UCI's net asset value may therefore decline rapidly and significantly.

Risk of capital loss: Capital loss occurs when a security is sold for less than its purchase price. Investors are warned that they may not get back all the capital they initially invested. The Fund offers no capital guarantee or protection.

Currency risk: This is the risk of a fall in the investment currencies relative to the euro, the portfolio's reference currency. Should any of these currencies weaken against the euro, the net asset value may decline.

"High Yield" speculative securities risk:

Speculative securities have a higher default risk than Investment Grade securities. In the event of a fall in those securities, the net asset value may fall. In addition, as these types of instruments may be traded in low volumes, market movements may therefore be more pronounced, whether upward or downward.

Risk associated with the use of subordinated bonds:

A debt is described as subordinated when its repayment is subject to the prior repayment of other creditors (preferential creditors, unsecured creditors). Subordinated creditors will thus be repaid after ordinary creditors, but before shareholders. This type of debt will have a higher interest rate than that of other debt claims. If one or more provisions contained in the issuance documents of said subordinated debt securities are triggered or, more generally, if a credit event occurs affecting the issuer in question occurs, there is a risk that the net asset value of the UCI could fall. The use of subordinated bonds may expose the UCI to risks of capital loss, cancellation or deferral of coupon payment (at the sole discretion of the issuer), and uncertainty regarding the repayment date or even the valuation/yield (since the attractive yield associated with these securities can be viewed as a complexity premium).

Risk associated with contingent convertible bonds:

Contingent convertible bonds are subordinated debt securities that are issued by credit institutions or insurance or reinsurance companies that are eligible in their regulatory capital requirement and have the specific feature of being convertible into shares or whose par value may be reduced (write-down mechanism) in the event of a trigger, previously defined in the prospectus. A contingent convertible bond includes an option to convert into shares at the initiative of the issuer in the event that their financial situation deteriorates. In addition to the inherent interest rate and credit risk involved with bonds, activating the conversion option may cause the value of the contingent convertible bonds to decrease by an amount greater than that recorded on other traditional bonds of the issuer. Under the conditions set out by the contingent convertible bonds concerned, certain trigger events may lead to the main investment and/or accrued interest permanently depreciating to zero or to the conversion of the bond into a share.

- **Risk associated with the conversion threshold of contingent convertible bonds:** The conversion threshold of a contingent convertible bond depends on the solvency ratio of its issuer. It is the event that determines the conversion of the bond into an ordinary share. The lower the solvency ratio, the greater the likelihood of conversion.
- **Risk of loss or suspension of coupon:** Depending on the characteristics of the contingent convertible bonds, the payment of coupons is discretionary and may be cancelled or suspended by the issuer at any time and for an indefinite period.
- **Risk of intervention of a regulatory authority at the point of "non-viability":** A regulatory authority determines at any time and in a discretionary manner whether an institution is "not viable", i.e. the issuing bank requires the support of the public authorities to prevent the issuer from becoming insolvent, bankrupt, unable to pay the majority of its debts as they become payable or otherwise continue its activities and requires or requests the conversion of contingent convertible bonds into shares in circumstances outside the issuer's control.
- **Risk of capital inversion:** Contrary to the conventional capital hierarchy, investors in contingent convertible bonds may incur a loss of capital that does not affect holders of shares. In certain scenarios, holders of contingent convertible bonds will incur losses before holders of shares.
- **Risk of postponing redemption:** Most contingent convertible bonds are issued in the form of instruments of a perpetual maturity, which are only repayable at predefined levels that have the approval of the competent authority. It cannot be assumed that perpetual contingent convertible bonds will be reimbursed on the repayment date. Contingent convertible bonds are a type of permanent capital. It is possible that the investor may not receive the return on the principal on the expected repayment date or any given date.
- **Liquidity risk:** In certain circumstances, it may be difficult to find a buyer for contingent convertible bonds, and the seller may be forced to accept a significant discount on the expected value of the security in order to be able to sell it.

potential negative impact on the value of the investment. The occurrence of such an event or situation could also lead to a change in the investment strategy of the UCITS, including the exclusion of the securities of some issuers. More specifically, the negative effects of sustainability risks could affect issuers via a series of mechanisms, especially: 1) lower revenues; 2) increased costs; 3) damages or depreciation in asset value; 4) higher cost of capital; and 5) fines or regulatory risks. Due to the nature of sustainability risks and specific subjects such as climate change, the probability that sustainability risks would have an impact on returns on financial products is likely to increase over the longer term.

Sustainability risk or risk linked to sustainable investment

Any event or situation in the environmental, social or sustainable governance field (e.g. climate change, health and safety, companies that do not comply with regulations, such as serious criminal sanctions, etc.) that, if it occurs, could have an actual or

Eligible investors and typical investor profile

Target investors:

- A share: All investors
- G share: Reserved for distribution by financial intermediaries
- I share: Reserved for institutional investors

Typical investor profile:

The subfund is intended for individual or institutional investors who are aware of the risk inherent to holding shares in this type of UCITS, partially invested in the equity markets defined above.

ECHIQUIER PATRIMOINE may be used for variable-capital, unit-linked individual life insurance policies.

ECHIQUIER PATRIMOINE may be used as an investment vehicle for UCITS managed by La Financière de l'Echiquier.

The appropriate amount to invest in ECHIQUIER PATRIMOINE depends on the personal situation of the investor. In deciding how much to invest, they should take into account their personal assets and any business assets, their cash requirements at the time and in 2 years, and whether they are willing to take risks on equity and fixed-income markets. They are also strongly advised to diversify their investments sufficiently so as not to be exposed solely to the risks of this UCITS.

Recommended investment duration

More than 2 years.

Methods for determining and appropriating distributable sums

Share class	Net income allocation	Realised net gain allocations
A share	Accumulation	Accumulation
G share	Accumulation	Accumulation
I share	Accumulation	Accumulation

Share characteristics: (base currencies, fractional units, etc.)

The I, G and A shares are denominated in euros and sub-divided into thousandths.

The initial value of the A share is fixed at 381.12 euros.

The initial value of the G share is fixed at 100 euros.

The initial value of the I share is fixed at 1,000 euros.

Subscription and redemption procedures

Subscriptions and redemptions are carried out in thousandths of shares.

The minimum initial subscription amount for the I shares is 1,000,000 euros, with the exception of the management company, which may subscribe for only one share. Subsequent subscriptions may be carried out in thousandths of shares.

Subscription and redemption requests are centralised each day before 12 p.m. (Paris time) by the depositary:

BNP PARIBAS SA

16, boulevard des Italiens, 75009 Paris

Postal address: Grands Moulins de Pantin, 9 Rue du Débarcadère, 93500 Pantin

And are executed on the basis of the next net asset value calculated using the closing price on the day the requests were centralised. Subscription and redemption requests arriving after 12 p.m. (Paris time) are executed on the basis of the net asset value calculated after the one mentioned above.

In some countries, subscriptions may be carried out according to procedures other than a single, one-off subscription. For Italy, details of the subscription procedures are provided on the subscription form.

The net asset value is calculated daily, except for days when the Paris stock market is closed and on official French public holidays.

T	T: Date of establishment of the net asset value	T+1 working day	T+2 working days
Centralisation before 12 p.m. of subscription and redemption orders	Execution of the order at the latest during day T	Calculation and publication of the net asset value	Payment for subscriptions and redemptions

Procedures for switching from one subfund (or one share) to another

It is possible to ask to switch (sale followed by simultaneous purchase) from one subfund to another (or between two shares of the same subfund).

However, these transactions will only be possible:

- on orders expressed in quantities
- on shares of subfunds expressed in the same currency
- on subfunds with the same net asset value calculation frequency and the same centralisation date
- on subfunds with the same subscription/redemption cut-off times

Orders are executed based on the next asset value calculated.

It should be specified that in the event of a switch:

- any prior notice is not applied
- it is the settlement-delivery date of the redemption that is applied to the two parts (subscription and redemption)

Finally, investors are reminded that depending on the tax system of their country, this transaction may trigger the application of tax on capital gains or losses on financial instruments.

Pursuant to Article L. 214-8-7 of the French Monetary and Financial Code, if, under exceptional circumstances it is deemed in the interest of the shareholders, the Fund's redemption of shares and its issue of new shares may be temporarily suspended by the management company.

The net asset value is available upon request from the management company on +33 (0)1.47.23.90.90 or on its website (www.lfde.com).

Fees and charges

Fees charged to the investor, deducted upon subscription and redemption	Basis	Rate
Subscription fee not retained by the UCITS	Net asset value x number of shares	Maximum of 3.00%
Subscription fee retained by the UCITS	Net asset value x number of shares	None
Redemption fee not retained by the UCITS	Net asset value x number of shares	None
Redemption fee retained by the UCITS	Net asset value x number of shares	None

Fees charged to the UCITS	Basis		Rate
1 Financial management costs Administrative fees external to the management company	Net assets	A share	Maximum of 1 % incl. tax
		G share	Maximum of 0.75 % incl. tax
		I share	Maximum of 0.65 % incl. tax
2 Maximum indirect fees (management commissions and fees)	Net assets		(*)
3 Transaction fees received by the management company	Payable on each transaction or operation		None
4 Performance fee	Net assets	A share	15% including taxes of the Fund's outperformance, net of fixed management fees, relative to its benchmark index, provided the Fund's performance is positive
		G share	None
		I share	None

(*) The subfund may invest up to 10% of its assets in other UCIs if the management fees do not exceed 2.392%. For further information, please contact the management company.

The fees due for the management of the UCITS in application of 4° of II of Article L. 621-5-3 of the French Monetary and Financial Code; the exceptional and non-recurring duties, taxes, fees, and government rights (related to the subfund) are charged to the subfund.

In addition to the fees set out above, other fees may be borne by the subfund in certain circumstances, such as extraordinary and non-recurring costs relating to debt recovery or proceedings to assert a right, provided that these fees are consistently lower than the amounts recovered.

Furthermore, research expenses pursuant to article 314-21 of the AMF General Regulation may be billed to the subfund. Additional information on how these research expenses work is available from the management company.

Procedures for calculating the performance fee

Frequency of crystallisation of the performance fee and observation period

The frequency of crystallisation, i.e. the frequency at which the provisions for the performance fees can be definitively retained by the management company, is annual. The observation period runs from 1 April to 31 March.

However, the first observation period will be more than one year: from 1 July 2021 to 31 March 2023.

The performance reference period

The performance reference period is the period during which the performance is measured and compared to that of the benchmark, at the end of which the mechanism for compensating for past underperformance (or negative performance) can be reset. This period is set at five rolling years.

Benchmark

12.5% MSCI Europe + 67.5% iBoxx 1-3 + 20% compounded €STER

Calculation method

The performance fee is provisioned at each net asset value.

The performance fee is adjusted at each net asset value calculation, on the basis of 15% including all taxes of the outperformance of the fund compared to the benchmark, on the condition that the fund's performance is positive (the net asset value is higher than the net asset value at the start of the period).

If the UCI underperforms the benchmark, this provision is adjusted through writebacks. Provision writebacks are capped at the level of the allocations made.

The methodology applied for the calculation of the performance fee is based on the "fictional asset" calculation method, which simulates a fictional asset subject to the same subscription and redemption conditions as the original subfund, incremented by the performance of the benchmark. This fictional asset is then compared with the performance of the fund's actual assets. The difference between the two assets therefore gives the fund's outperformance relative to its benchmark.

Payment of the performance fee and catch-up period

- In the event that the fund has outperformed at the end of the observation period and that it has a positive performance, the management company takes the fees provisioned for and a new observation period starts.
- In the event that the fund has outperformed at the end of the observation period and has a negative performance, the management company takes no performance fee but a new observation period starts.
- In the case that the fund has underperformed its reference indicator at the end of the observation period, no fee is charged and the initial observation period is extended by 12 months (catch-up period) so that this underperformance may be compensated for before a performance fee becomes payable again.
- The observation period may be extended as such by up to five years (reference period). Beyond that, if the residual underperformance has not been caught up, it will be abandoned. If a year of underperformance has occurred within this first 5-year period and has not been caught up by the end of this first period, a new period of up to 5 years will begin from this new year of underperformance.

When shares are redeemed, if there is a provision for performance fees, the amount proportional to the redeemed shares is paid to the management company.

Examples

First case: the fund outperforms its index in each observation period. Fees are taken for each observation period, and each observation period will be 12 months.

Second case: Depending on the observation periods, the fund underperforms or outperforms its benchmark:

	Fund performance	Index performance	Relative performance over the year	Underperformance of the previous year to be offset	Net relative performance	Underperformance to be offset over the next year	Performance fee	Performance fee calculation
Year 1	5%	0%	5%	0%	5%	0%	Yes	15% x 5%
Year 2	3%	3%	0%	0%	0%	0%	No	-
Year 3	-5%	0%	-5%	0%	-5%	-5%	No	-
Year 4	5%	2%	3%	-5%	-2%	-2%	No	-
Year 5	7%	5%	2%	-2%	0%	0%	No	-
Year 6	10%	5%	5%	0%	5%	0%	Yes	15% x 5%
Year 7	9%	4%	5%	0%	5%	0%	Yes	15% x 5%
Year 8	-15%	-5%	-10%	0%	-10%	-10%	No	-
Year 9	-2%	-4%	2%	-10%	-8%	-8%	No	-
Year 10	0%	-2%	2%	-8%	-6%	-6%	No	-
Year 11	2%	0%	2%	-6%	-4%	-4%	No	-
Year 12	10%	10%	0%	-4%	-4%	0%*	No	-
Year 13	6%	4%	2%	0%	2%	0%	Yes	15% x 2%
Year 14	-6%	0%	-6%	0%	-6%	-6%	No	-
Year 15	4%	2%	2%	-6%	-4%	-4%	No	-
Year 16	6%	4%	2%	-4%	-2%	-2%	No	-
Year 17	10%	14%	-4%	-2%	-6%	-6%	No	-
Year 18	7%	7%	0%	-6%	-6%	-4%**	No	-
Year 19	6%	1%	5%	-4%	1%	0%	Yes	15% x 1%

* The underperformance of year 12 to be offset in the following year (year 13) is 0% and not -4% ("theoretical" underperformance to be offset the following year). The residual underperformance of year 8 that was not fully offset in the subsequent years is abandoned since the five-year reference period expired (the underperformance of year 8 could only be offset until year 12).

**The underperformance of year 18 to be offset in the following year (year 19) is -4% and not -6% ("theoretical" underperformance to be offset the following year). The share of the residual underperformance of year 14 (-2%) that was not fully offset in the subsequent years is abandoned since the five-year reference period expired (the underperformance of year 14 could only be offset until year 18).

ECHIQUIER MAJOR SRI GROWTH EUROPE subfund

- A share ISIN code: FR0010321828
- G share ISIN code: FR0010581728
- I share ISIN code: FR0011188275
- IXL share ISIN code: FR0013431871

Tax treatment

The subfund is eligible for share-based savings plans (PEA).

Investment objective

ECHIQUIER MAJOR SRI GROWTH EUROPE is a dynamic subfund seeking long-term performance through exposure to European equity markets and investing in leading growth companies in their sectors. This objective is combined with an extra-financial approach incorporating environmental, social, and governance (ESG) criteria.

The extra-financial objective is to help companies move forward on ESG issues by engaging in dialogue with them on a regular basis and by sharing with them specific areas of improvement monitored over time.

The extra-financial objective of the subfund complies with the provisions of Article 8 of the SFDR.

Benchmark

The MSCI EUROPE index is a representative indicator of the management of ECHIQUIER MAJOR SRI GROWTH EUROPE. This index is representative of movements on equity markets of Europe's most developed countries. It is calculated in euros, with dividends reinvested. The administrator MSCI Limited of the MSCI Europe benchmark is included in the register of administrators and benchmarks kept by the ESMA.

In accordance with Regulation (EU) 2016/1011 of the European Parliament and of the Council of 8 June 2016, the management company has a procedure for monitoring the benchmark indices used, describing the measures to be implemented in the event of substantial changes to an index or should that index no longer be provided.

Investment strategy

1. Strategies used

The subfund implements an active and discretionary management strategy focused on European equity markets. The subfund is primarily exposed to European large caps. The subfund also reserves the option of exposing up to 40% of its net assets to European small and mid-caps.

In order for the UCITS to be eligible for PEAs, a minimum of 75% is invested at all times in financial instruments eligible for PEAs.

The management of ECHIQUIER MAJOR SRI GROWTH EUROPE is based on a rigorous selection of equities (stock picking) obtained via the implementation of an in-depth evaluation process of the companies included in the portfolio.

The management company undertakes to take part at all times, in the votes of the General Meetings of the companies included in the portfolio. For more information, investors should refer to the Voting Policy available on www.lfde.com.

This management is based on a fundamental analysis of each stock, based on an internally developed rating according to several criteria including:

- the quality of the company's management
- the quality of its financial structure
- visibility on future earnings
- the growth prospects for its business
- environmental and social aspects
- the speculative nature of the stock.

The values used result from the setting of target purchase and sale prices.

The selected securities therefore underwent a highly selective process based on quantitative and qualitative analysis. The methodology involving the setting of a purchase price and a sale price make it possible to establish a position on securities presenting a potential for future appreciation by the market.

Depending on the manager's convictions, the portfolio's construction can lead to a concentrated portfolio (fewer than 50 stocks).

ECHIQUIER MAJOR SRI GROWTH EUROPE uses derivatives only to hedge market risk and currency risk.

SRI approach implemented by the subfund

The initial investment universe is made up of European stocks of all capitalisations.

The different criteria presented below are applied to this initial investment universe.

The ECHIQUIER MAJOR SRI GROWTH EUROPE subfund systematically incorporates environmental, social, and governance criteria into the financial management. This has an impact on the selection of portfolio securities.

The examples of indicators used for each of the E, S, and G criteria are as follows:

- *Environmental indicators:* environmental policy and actions, results of action plans put in place by the company, exposure of suppliers to environmental risks, positive or negative impact of products on the environment.
- *Social indicators:* attractiveness of the employer brand, employee retention, anti-discrimination, employee protection, exposure of suppliers to social risks, relations with civil society.
- *Governance indicators:* competence of the management team, checks and balances, respect for minority shareholders, business ethics.

ECHIQUIER MAJOR SRI GROWTH EUROPE focuses on selecting the top-rated issuers from an extra-financial perspective within their investment universe ("best in universe" approach). This subfund also invests in companies that have adopted a CSR approach and have an improving momentum in their ESG practices ("best efforts" approach).

The subfund applies two extra-financial filters in its stock-picking: after controversial sectors and practices are excluded, stocks must meet a minimum ESG rating requirement. These ratings are determined by the management company and applied to the entire portfolio.

The ESG rating of issuers in the portfolio must always be equal to 100%.

The ESG rating is out of 10 and is awarded to each issuer. This score is determined as follows:

- **Governance:** The Governance rating represents approximately 60% of the overall ESG score. This is a long-standing bias for La Financière de l'Echiquier, which has attached particular importance to this subject since the company's creation.
- **Environmental and Social:** Social and environmental criteria are combined to determine a Responsibility score. Its calculation takes into account the type of company:
 - for industrial stocks: the social and environmental criteria are equally weighted in the "Responsibility" score.
 - for service stocks: the "Social" score accounts for 2/3 of the "Responsibility" score, while the "Environmental" score represents 1/3 of the "Responsibility" score.

This rating may be lowered if significant controversy arises.

The minimum ESG rating is set at 6/10 for this subfund.

If a company's rating falls below the minimum required by the management company for the subfund, the position in the issuer would be sold in the best interests of the shareholders.

This ESG approach results in a selectivity rate (reduction of the initial investment universe as defined above) of at least 20%.

SRI label

In addition, and in order to meet the requirements of the French SRI label, the fund must obtain a better result than its benchmark for the following indicators:

- **Engaging Environmental Indicator** - Intensity of emissions generated (calculated according to the WACI methodology of Carbone4 Finance)
- **Engaging Governance Indicator** - ESG Controversy Score (rating measuring the management and occurrence of ESG controversies on topics such as the environment, consumer rights, human rights, labour rights, supplier management and governance)

Sustainable investment

A sustainable investment meets three criteria:

- the company's activity contributes positively to an **environmental or social objective**
- it **does not cause significant harm** to any of these objectives
- The company applies **good governance practices**

Investments considered sustainable within the meaning of the SFDR will represent at least 40% of the UCI's net assets. The details of the proprietary methodology applied by the management company to determine this percentage are described in the SFDR appendix of the UCI.

Consideration of principal adverse impacts

Lastly, the management team takes the principal adverse sustainability impacts into account in its investment decisions.

Pour une information plus détaillée sur la prise en compte des principales incidences négatives, l'investisseur est invité à se référer à l'article 4 de la politique SFDR de la société de gestion disponible sur le site internet : www.lfde.com.

Alignment with the taxonomy

The subfund may invest in environmentally sustainable economic activities. However, the ESG rating assigned to each security is the result of a global analysis that also takes into account social and governance criteria. It therefore does not allow a targeted approach to a particular objective of the European Taxonomy or to assess the degree of alignment of an investment.

In this case, the principle which states "do no significant harm" applies only to underlying investments which take into account European Union criteria in matters of environmentally sustainable economic activities and not the remaining portion of the underlying investments. The investments underlying the remaining portion of this financial product do not take into account the criteria of the European Union in matters of environmentally sustainable economic activities. The subfund is committed to a 0% alignment with the European Taxonomy.

Methodological limits:

The SRI analysis approach for companies put in place by La Financière de l'Echiquier is based on a qualitative analysis of these players' environmental, social and governance practices. A number of limitations may be identified, in connection with the management company's methodology but also more broadly with the quality of the information available on these issues.

Analysis is largely based on qualitative and quantitative data communicated by the companies themselves, and is therefore dependent on the quality of this information. Although constantly improving, companies' ESG reports still remain fragmented and heterogeneous.

In order to make the analysis as relevant as possible, La Financière de l'Echiquier focuses on the points most likely to have a concrete impact on the companies surveyed and on society as a whole. These key issues are defined on a case-by-case basis, and are by definition not exhaustive.

Finally, although the management company's analysis methodology is intended to incorporate forward-looking elements that assure it of the environmental and social quality of the companies in which it invests, it is difficult to anticipate when controversies will arise, and these may prompt the management company to review its opinion on the ESG quality of an issuer in the portfolio ex-post.

In addition, the "best in universe" approach is based on a subjective analysis of ESG criteria. Thus, the management

company's opinion of issuers may vary over time. Furthermore, the "best efforts" approach, which consists of selecting issuers with an improving momentum in their ESG practices, may have limits; certain issuers may not show sufficient progress relative to expectations.

For more detailed information on the rating methodology used for the subfund and its limits, investors should refer to the Transparency Code of La Financière de l'Echiquier available on www.lfde.com.

2. Assets used (excluding derivatives)

a) Equities:

ECHIQUIER MAJOR SRI GROWTH EUROPE has a 60% minimum exposure on European equity markets and a 25% maximum exposure to non-European equities.

The subfund has a minimum exposure of 60% to stocks representative of large caps and all business sectors.

In addition, up to 40% of the subfund's assets may be exposed to European small and mid-caps.

b) Debt securities and money market instruments:

Up to 25% of the subfund's assets may be invested:

- in negotiable debt securities. The longest maturity of debt securities used for the subfund's cash management shall be 5 years. The short-term securities used have a Standard & Poor's rating of investment grade or an equivalent rating by another ratings agency. Up to 10% of the subfund's assets may be invested in "speculative" or unrated negotiable debt securities.
- in bonds. In this regard, particular attention will be given to the credit quality of the companies that issue these securities. Eligible securities are deemed investment grade, i.e., having a minimum Standard & Poor's rating of BBB- or equivalent or considered as such by the management team. The maximum maturity of bonds is 10 years.

Up to 10% of the subfund's assets may be invested in "speculative" or unrated bonds. No limits have been set for the proportion of bonds of sovereign and private issuers in the portfolio.

Prior to purchase and for monitoring purposes over the life of securities, the credit risk is assessed on the basis of research and analysis carried out in-house by La Financière de l'Echiquier and using the ratings produced by the rating agencies.

When securities are deemed speculative or unrated, their issuers belong to groups monitored by La Financière de l'Echiquier's internal research.

The ratings mentioned above are those used by the Fund manager at the time of the initial investment. If a rating is downgraded over the life of an investment, the manager will conduct an analysis on a case-by-case basis and decide whether or not to maintain the position concerned. The investment limits defined in relation to the assessment of credit risk by the rating agencies may therefore be adjusted slightly to reflect the management team's own analysis.

3. Investment in the securities of other undertakings for collective investment

Up to 10% of the subfund's assets may be invested in units or shares of French and/or European UCITS and in retail investment funds. This will be a UCI in any AMF category provided it is not in conflict with investment strategy. It may be UCIs managed by the management company or by an associate company.

4. Derivatives

The subfund may invest in financial derivative instruments traded on regulated markets, unregulated markets, and/or over the counter. In this context, the subfund will exclusively take positions to hedge the portfolio against market risk and any currency risk.

The instruments used are:

- index futures
- options on securities and indices
- forex options and forwards.

These transactions shall be limited to 100% of the subfund's assets.

Financial instruments are entered into with intermediaries selected by the management company that have no say on the composition or management of the UCITS' portfolio.

5. Securities with embedded derivatives

The manager may invest in securities with embedded derivatives (warrants, subscription certificates, convertible bonds, etc.) traded on regulated markets or over-the-counter. No rating restrictions apply to convertible bonds.

In this context, the manager may take positions to hedge and/or expose the portfolio to business sectors, geographical areas, interest rates, equities (small, mid or large cap stocks), currencies, securities and similar transferable securities or indices in order to achieve the investment objective.

The use of embedded derivatives, as opposed to the other derivative instruments listed above, will mainly be as a result of the manager seeking to optimise the hedging strategy, or, if appropriate, to improve the performance of the portfolio by reducing the costs related to the use of these financial instruments in order to achieve the investment objective.

In any event, the amounts invested in securities with embedded derivatives cannot exceed 10% of the net assets. The risk associated with this type of investment will be limited to the amount invested in the purchase.

6. Deposits

None

7. Cash borrowings

The subfund may borrow cash. Although the subfund may be in a debtor position temporarily as a result of its payment flows (investments and disposals in progress, subscription/redemption transactions, etc.) up to a limit of 10% of its assets, this does not form part of its investment objective.

8. Securities financing transactions

None

Risk profile

Your money will be principally invested in financial instruments selected by the management company. These instruments will be exposed to market trends and fluctuations.

Risk of capital loss:

Capital loss occurs when a security is sold for less than its purchase price. Investors are warned that they may not get back all the capital they initially invested. The Fund offers no capital guarantee or protection.

Equity risk:

If the equities or indices to which the Fund portfolio is exposed should fall, the Fund's net asset value could also fall.

Risks associated with investments in small and mid-cap shares:

On markets trading in small and mid-caps, the volume of shares listed on the stock exchange is low. As a result, market downturns are more pronounced and more rapid than those trading in large caps. The UCI's net asset value may therefore decline rapidly and significantly.

Risk related to discretionary management:

The discretionary management style applied to the Fund is based on the selection of stocks. There is a risk that Fund might not be invested in the best-performing securities at all times. The Fund may therefore not achieve its performance objective. Moreover, the net asset value of the Fund may post a negative performance.

Interest rate risk:

The Fund's net asset value may fall if interest rates rise.

Credit risk:

Credit risk is the risk of a private issuer's credit rating being downgraded or of its defaulting. The value of debt securities or bonds in which the Fund invests may fall, causing the Fund's net asset value to decline.

Currency risk:

This is the risk of a fall in the investment currencies relative to the euro, the portfolio's reference currency. Should any of these currencies weaken against the euro, the net asset value may decline.

Sustainability risk or risk linked to sustainable investment:

Any event or situation in the environmental, social or sustainable governance field (e.g. climate change, health and safety, companies that do not comply with regulations, such as serious criminal sanctions, etc.) that, if it occurs, could have an actual or potential negative impact on the value of the investment. The occurrence of such an event or situation could also lead to a change in the investment strategy of the UCITS, including the exclusion of the securities of some issuers. More specifically, the negative effects of sustainability risks could affect issuers via a series of mechanisms, especially: 1) lower revenues; 2) increased costs; 3) damages or depreciation in asset value; 4) higher cost of capital; and 5) fines or regulatory risks. Due to the nature of sustainability risks and specific subjects such as climate change, the probability that sustainability risks would have an impact on returns on financial products is likely to increase over the longer term.

Eligible investors and typical investor profile

Target investors:

- A share: All investors
- G share: Reserved for distribution by financial intermediaries
- I share: Reserved for institutional investors
- IXL share: Reserved for institutional investors

Typical investor profile:

The subfund is intended for individual or institutional investors aware of the risks inherent in holding shares in such a subfund, i.e. equity markets risk as defined above.

ECHIQUIER MAJOR SRI GROWTH EUROPE may be used for variable-capital, unit-linked individual life insurance policies.

ECHIQUIER MAJOR SRI GROWTH EUROPE may be used as an investment vehicle for UCITS managed by La Financière de l'Echiquier.

The appropriate amount to invest in ECHIQUIER MAJOR SRI GROWTH EUROPE depends on the personal situation of the investor. In deciding how much to invest, shareholders should take into account their personal assets and any business assets, their cash requirements at the time and in 5 years, and whether they are willing to take risks on equity markets. Investors are also strongly advised to diversify their investments sufficiently so as not to be exposed solely to the risks of this subfund.

Recommended investment duration

More than 5 years.

Methods for determining and appropriating distributable sums

Share class	Net income allocation	Realised net gain allocations
A share	Accumulation	Accumulation
G share	Accumulation	Accumulation
I share	Accumulation	Accumulation
IXL share	Accumulation	Accumulation

Share characteristics: (base currencies, fractional units, etc.)

The A, G, I and IXL shares are denominated in euros and sub-divided into thousandths.

The initial value of the A share is fixed at 100 euros.

The initial value of the G share is fixed at 118.87 euros.

The initial value of the I share is fixed at 1,000 euros.

The initial value of the IXL share is fixed at 1,000 euros.

Subscription and redemption procedures

Subscriptions and redemptions are carried out in thousandths of shares.

The minimum initial subscription amount for the I shares is 1,000,000 euros, with the exception of the management company, which may subscribe for only one share. Subsequent subscriptions may be carried out in thousandths of shares.

The minimum initial subscription amount for IXL shares is 30,000,000 euros, with the exception of the management company, which may subscribe for only one share on its own behalf. Subsequent subscriptions may be carried out in thousandths of shares.

Subscription and redemption requests are centralised before 12 p.m. on every trading day (Paris time) by the depositary:

BNP PARIBAS SA

16, boulevard des Italiens, 75009 Paris

Postal address: Grands Moulins de Pantin, 9 Rue du Débarcadère, 93500 Pantin

And are executed on the basis of the next net asset value calculated using the closing price on the day the requests were centralised. Subscription and redemption requests arriving after 12 p.m. (Paris time) are executed on the basis of the net asset value calculated after the one mentioned above.

In some countries, subscriptions may be carried out according to procedures other than a single, one-off subscription. For Italy, details of the subscription procedures are provided on the subscription form.

The net asset value is calculated daily, except for days when the Paris stock market is closed and on official French public holidays.

T	T: Date of establishment of the net asset value	T+1 working day	T+2 working days
Centralisation before 12 p.m. of subscription and redemption orders	Execution of the order at the latest during day T	Calculation and publication of the net asset value	Payment for subscriptions and redemptions

Procedures for switching from one subfund (or one share) to another

It is possible to ask to switch (sale followed by simultaneous purchase) from one subfund to another (or between two shares of the same subfund).

However, these transactions will only be possible:

- on orders expressed in quantities
- on shares of subfunds expressed in the same currency
- on subfunds with the same net asset value calculation frequency and the same centralisation date
- on subfunds with the same subscription/redemption cut-off times

Orders are executed based on the next asset value calculated.

It should be specified that in the event of a switch:

- any prior notice is not applied
- it is the settlement-delivery date of the redemption that is applied to the two parts (subscription and redemption)

Finally, investors are reminded that depending on the tax system of their country, this transaction may trigger the application of tax on capital gains or losses on financial instruments.

Pursuant to Article L. 214-8-7 of the French Monetary and Financial Code, if, under exceptional circumstances it is deemed in the interest of the shareholders, the Fund's redemption of shares and its issue of new shares may be temporarily suspended by the management company.

The net asset value is available upon request from the management company on +33 (0)1.47.23.90.90 or on its website (www.lfde.com).

Fees and charges

Fees charged to the investor, deducted upon subscription and redemption	Basis	Rate
Subscription fee not retained by the UCITS	Net asset value x number of shares	Maximum of 3.00%
Subscription fee retained by the UCITS	Net asset value x number of shares	None
Redemption fee not retained by the UCITS	Net asset value x number of shares	None
Redemption fee retained by the UCITS	Net asset value x number of shares	None

Fees charged to the UCITS	Basis		Rate
1	Financial management costs Administrative fees external to the management company	Net assets	A share
			Maximum of 2.392 % incl. tax
			G share
			Maximum of 1.35 % incl. tax
			I share
			Maximum of 1.00 % incl. tax
			IXL share
			Maximum of 0.70 % incl. tax
2	Maximum indirect fees (management commissions and fees)	Net assets	(*)
3	Transaction fees received by the management company	Payable on each transaction or operation	Maximum of 0.40% incl. tax for shares
4	Performance fee	Net assets	A share
			G share
			I share
			IXL share

(*) The subfund may invest up to 10% of its assets in other UCIs if the management fees do not exceed 2.392%. For further information, please contact the management company.

The fees due for the management of the UCITS in application of 4° of II of Article L. 621-5-3 of the French Monetary and Financial Code; the exceptional and non-recurring duties, taxes, fees, and government rights (related to the subfund) are charged to the subfund.

In addition to the fees set out above, other fees may be borne by the subfund in certain circumstances, such as extraordinary and non-recurring costs relating to debt recovery or proceedings to assert a right, provided that these fees are consistently lower than the amounts recovered.

Furthermore, research expenses pursuant to article 314-21 of the AMF General Regulation may be billed to the subfund. Additional information on how these research expenses work is available from the management company.

ECHIQUIER WORLD EQUITY GROWTH subfund

- A share ISIN code: FR0010859769
- G share ISIN code: FR0010868174
- G USD share ISIN code: FR0013379013
- I share ISIN code: FR0011188267
- I USD share ISIN code: FR0013405263
- IXL share ISIN code: FR0013429719

Classification

International equities

Investment objective

ECHIQUIER WORLD EQUITY GROWTH is a dynamic subfund seeking long-term performance via exposure to growth stocks in international markets. The subfund invests in stocks with confirmed global leadership positions in their industry.

Benchmark

No existing index reflects the management objective of the subfund exactly. However, the closest index is the MSCI All Country World, calculated in euros. Given that the UCITS is neither index-linked nor index-referenced, the MSCI All Country World Index is only an indicator for ex-post performance comparison.

MSCI All Country World Index is calculated in euros with dividends reinvested (Bloomberg code: M7WD). It includes listed stocks in 50 countries, including developed and emerging countries.

The administrator MSCI Limited of the benchmark MSCI All Country World Index is included in the register of administrators and benchmarks kept by the ESMA.

In accordance with Regulation (EU) 2016/1011 of the European Parliament and of the Council of 8 June 2016, the management company has a procedure for monitoring the benchmark indices used, describing the measures to be implemented in the event of substantial changes to an index or should that index no longer be provided

Investment strategy

1. Strategies used

The subfund implements an active and discretionary management strategy in accordance with Article 8 of the SFDR. It focuses on international equity markets.

The management of ECHIQUIER WORLD EQUITY GROWTH is based on a rigorous stock-picking process, involving direct meetings with the companies in which the subfund invests.

The management company undertakes to take part at all times, in the votes of the General Meetings of the companies included in the portfolio. For more information, investors should refer to the Voting Policy available on www.lfde.com.

Next is a fundamental analysis of each stock, based on an internally developed rating according to several criteria:

- the quality of the company's management
- the quality of its financial structure
- visibility on future earnings
- the growth prospects for its business
- and the speculative nature of the stock.

The values used result from the setting of target purchase and sale prices.

The selected securities therefore underwent a highly selective process based on quantitative and qualitative analysis. The methodology involving the setting of a purchase price and a sale price make it possible to establish a position on securities presenting a potential for future appreciation by the market.

The investment strategy is intended to select stocks which provide the best current or potential growth, which are leaders in markets of significant size in all regions of the world.

It will focus primarily on large caps. However, the subfund reserves the right to select small and mid-caps for up to 10%.

Depending on the manager's convictions, the portfolio's construction can lead to a concentrated portfolio (fewer than 50 stocks).

ECHIQUIER WORLD EQUITY GROWTH has a 60% exposure, at least, to the equities of the eurozone and/or international and emerging markets.

Up to a maximum of 40% of the net assets of ECHIQUIER WORLD EQUITY GROWTH may be exposed to investment grade bonds depending on market trends and situations.

Lastly, for cash management purposes, the subfund may invest:

- up to a maximum of 40 % of its assets in investment grade negotiable debt securities
- up to 10% of its assets in units or shares of French and/or European coordinated or non-coordinated UCITS.

ECHIQUIER WORLD EQUITY GROWTH may use derivative instruments for equity market risk hedging and exposure and exceptionally currency risk hedging.

In addition, the subfund systematically incorporates environmental, social and governance criteria. The examples of indicators used for each of the E, S, and G criteria are as follows:

- Environmental indicators: environmental policy and actions, results of action plans put in place by the company, exposure of suppliers to environmental risks, positive or negative impact of products on the environment
- Social indicators: attractiveness of the employer brand, employee retention, anti-discrimination, employee protection, exposure of suppliers to social risks, relations with civil society.
- Governance indicators: competence of the management team, checks and balances, respect for minority shareholders, business ethics.

The extra-financial objectives used in the fund's management consist of:

➤ Carrying out an ESG analysis of the issuers (minimum 90%)

An ESG rating out of 10 is awarded to each issuer. This rating is established using an in-house methodology by the management company and is composed as follows:

- Governance: The Governance score represents around 60% of the overall ESG rating. This is a historical stake for La Financière de l'Echiquier, which since its creation has attached particular importance to this aspect.
- Environmental and Social: Social and environmental criteria are combined to determine a "Responsibility" score. Its calculation takes into account the type of company:
 - For industrial stocks: the social and environmental criteria are equally weighted in the "Responsibility" score.
 - For services stocks: the "Social" score accounts for 2/3 of the "Responsibility" score, while the "Environmental" score represents 1/3 of the "Responsibility" score.

➤ Having an average ESG rating higher than the investment universe.

➤ Implementing an exclusion approach through sector and norms-based exclusions.

➤ Using a filter based on ESG convictions (application of a minimum rating).

Sustainable investment

A sustainable investment meets three criteria:

- the company's activity contributes positively to an **environmental or social objective**
- it **does not cause significant harm** to any of these objectives
- the company applies **good governance practices**

Les investissements considérés comme durables au sens de SFDR représenteront 10% minimum de l'actif net de l'OPC. Le détail de la méthodologie propriétaire appliquée par la société de gestion pour déterminer ce pourcentage est détaillée dans l'annexe SFDR de l'OPC.

Consideration of principal adverse impacts

Lastly, the management team takes the principal adverse sustainability impacts into account in its investment decisions.

Pour une information plus détaillée sur la prise en compte des principales incidences négatives, l'investisseur est invité à se référer à l'article 4 de la politique SFDR de la société de gestion disponible sur le site internet : www.lfde.com.

Alignment with the taxonomy

The subfund may invest in environmentally sustainable economic activities. However, the ESG rating assigned to each security is the result of a global analysis that also takes into account social and governance criteria. It therefore does not allow a targeted approach to a particular objective of the European Taxonomy or to assess the degree of alignment of an investment.

In this case, the principle which states "do no significant harm" applies only to underlying investments which take into account European Union criteria in matters of environmentally sustainable economic activities and not the remaining portion of the underlying investments. The investments underlying the remaining portion of this financial product do not take into account the criteria of the European Union in matters of environmentally sustainable economic activities. The subfund is committed to a 0% alignment with the European Taxonomy.

The methodological limits of the ESG approach mainly concern the reliability of the extra-financial data published by the issuers and the subjective nature of the rating system applied by the management company.

For more detailed information on the extra-financial rating methodology used for the subfund and its limits, investors should visit the website www.lfde.com.

2. Assets used (excluding derivatives)

a) Equities:

ECHIQUIER WORLD EQUITY GROWTH permanently invests 60% of its assets in stocks of listed companies around the world.

It will focus primarily on large caps. However, the subfund reserves the right to select small and mid-caps for up to 10%.

b) Debt securities and money market instruments:

Up to 40 % of the subfund's assets may be invested:

- in negotiable debt securities. The longest maturity of debt securities used for the subfund's cash management shall be 5 years. The short-term securities used have a Standard & Poor's rating of investment grade or an equivalent rating by another ratings agency. Up to 10% of the subfund's assets may be invested in "speculative" or unrated negotiable debt securities.
- in bonds. The maximum maturity of bonds is 12 years. In this regard, particular attention will be given to the credit quality of the companies that issue these securities. Eligible securities are deemed investment grade, i.e., having a minimum Standard & Poor's rating of BBB- or equivalent or considered as such by the management team. Up to 10% of the subfund's assets may be invested in "speculative" or unrated bonds. No limits have been set for the proportion of bonds of sovereign and private issuers in the portfolio.

Prior to purchase and for monitoring purposes over the life of securities, the credit risk is assessed on the basis of research and analysis carried out in-house by La Financière de l'Echiquier and using the ratings produced by the rating agencies.

When securities are deemed speculative or unrated, their issuers belong to groups monitored by La Financière de l'Echiquier's internal research.

The ratings mentioned above are those used by the Fund manager at the time of the initial investment. If a rating is downgraded over the life of an investment, the manager will conduct an analysis on a case-by-case basis and decide whether or not to maintain the position concerned. The investment limits defined in relation to the assessment of credit risk by the rating agencies may therefore be adjusted slightly to reflect the management team's own analysis.

3. Investment in the securities of other undertakings for collective investment

Up to 10% of the subfund's assets may be invested in units or shares of French and/or European UCITS and in retail investment funds. This will be a UCI in any AMF category provided it is not in conflict with investment strategy. It may be UCIs managed by the management company or by an associate company.

4. Derivatives

The subfund may invest in financial derivative instruments traded on international regulated markets, unregulated markets, and/or over the counter. In this context, the subfund may take positions:

- to hedge the portfolio against equity market risk and exceptionally against currency risk.
- to generate exposure to equity market risk in accordance with the investment objective.

The instruments used are:

- index futures
- options on securities and indices
- forex options and forwards.

These transactions shall be limited to 100% of the subfund's assets.

Financial instruments are entered into with intermediaries selected by the management company that have no say on the composition or management of the UCITS' portfolio.

5. Securities with embedded derivatives

The manager may invest in European and/or international convertible bonds, particularly in emerging countries.

The manager may invest in securities with embedded derivatives (warrants, subscription certificates, convertible bonds, etc.) traded on eurozone and/or international regulated markets or over the counter. No rating restrictions apply to convertible bonds.

In this context, the manager may take positions to hedge and/or expose the portfolio to business sectors, geographical areas, interest rates, equities (small, mid or large cap stocks), currencies, securities and similar transferable securities or indices in order to achieve the investment objective.

The use of embedded derivatives, as opposed to the other derivative instruments listed above, will mainly be as a result of the manager seeking to optimise the hedging strategy, or, if appropriate, to improve the performance of the portfolio by reducing the costs related to the use of these financial instruments in order to achieve the investment objective.

In any event, the amounts invested in securities with embedded derivatives cannot exceed 10% of the net assets.

The risk associated with this type of investment will be limited to the amount invested in the purchase.

6. Deposits

None

7. Cash borrowings

The subfund may borrow cash. Although the subfund may be in a debtor position temporarily as a result of its payment flows

(investments and disposals in progress, subscription/redemption transactions, etc.) up to a limit of 10% of its assets, this does not form part of its investment objective.

8. Securities financing transactions

None

Risk profile

Your money will be principally invested in financial instruments selected by the management company. These instruments will be exposed to market trends and fluctuations.

Risk of capital loss:

Capital loss occurs when a security is sold for less than its purchase price. Investors are warned that they may not get back all the capital they initially invested. The Fund offers no capital guarantee or protection.

Equity risk:

If the equities or indices to which the Fund portfolio is exposed should fall, the Fund's net asset value could also fall.

Currency risk:

This is the risk of a fall in the investment currencies relative to the euro, the portfolio's reference currency. Should any of these currencies weaken against the euro, the net asset value may decline.

Risk related to discretionary management:

The discretionary management style applied to the Fund is based on the selection of stocks. There is a risk that Fund might not be invested in the best-performing securities at all times. The Fund may therefore not achieve its performance objective. Moreover, the net asset value of the Fund may post a negative performance.

Interest rate risk:

The Fund's net asset value may fall if interest rates rise.

Credit risk:

Credit risk is the risk of a private issuer's credit rating being downgraded or of its defaulting. The value of debt securities or bonds in which the Fund invests may fall, causing the Fund's net asset value to decline.

Sustainability risk or risk linked to sustainable investment:

Any event or situation in the environmental, social or sustainable governance field (e.g. climate change, health and safety, companies that do not comply with regulations, such as serious criminal sanctions, etc.) that, if it occurs, could have an actual or potential negative impact on the value of the investment. The occurrence of such an event or situation could also lead to a change in the investment strategy of the UCITS, including the exclusion of the securities of some issuers. More specifically, the negative effects of sustainability risks could affect issuers via a series of mechanisms, especially: 1) lower revenues; 2) increased costs; 3) damages or depreciation in asset value; 4) higher cost of capital; and 5) fines or regulatory risks. Due to the nature of sustainability risks and specific subjects such as climate change, the probability that sustainability risks would have an impact on returns on financial products is likely to increase over the longer term.

Eligible investors and typical investor profile

Target investors:

- A share: All investors
- G share: Reserved for distribution by financial intermediaries
- G USD share: Reserved for distribution by financial intermediaries
- I share: Reserved for institutional investors
- I USD share: Reserved for institutional investors
- IXL share: Reserved for institutional investors

Typical investor profile:

The subfund is intended for individuals or institutional investors who are aware of the inherent risk in holding shares in such a subfund, which is a high risk due to investment in listed equities around the world.

ECHIQUIER WORLD EQUITY GROWTH may be used for variable-capital, unit-linked individual life insurance policies.

ECHIQUIER WORLD EQUITY GROWTH may be used as an investment vehicle for UCITS managed by La Financière de l'Echiquier.

The appropriate amount to invest in ECHIQUIER WORLD EQUITY GROWTH depends on the personal situation of the investor. In deciding how much to invest, shareholders should take into account their personal assets and any business assets, their cash requirements at the time and in 5 years, and whether they are willing to take risks on equity markets. Investors are also strongly advised to diversify their investments sufficiently so as not to be exposed solely to the risks of this subfund.

Recommended investment duration

More than 5 years.

Methods for determining and appropriating distributable sums

Share class	Net income allocation	Realised net gain allocations
A share	Accumulation	Accumulation
G share	Accumulation	Accumulation
G USD share	Accumulation	Accumulation
I share	Accumulation	Accumulation
I USD share	Accumulation	Accumulation
IXL share	Accumulation	Accumulation

Share characteristics: (base currencies, fractional units, etc.)

The A, G, I and IXL shares are denominated in euros and sub-divided into thousandths.

The G USD share and the I USD share are denominated in dollars and are sub-divided into thousandths.

The initial value of the A share is fixed at 100 euros.

The initial value of the G share is fixed at 100 euros.

The initial value of the G USD share is fixed at USD 100.

The initial value of the I share is fixed at 1,000 euros.

The initial value of the I USD share is fixed at USD 1,000.

The initial value of the IXL share is fixed at 1,000 euros.

Subscription and redemption procedures

The minimum initial subscription amount for the I shares is 1,000,000 euros, with the exception of the management company, which may subscribe for only one share. Subsequent subscriptions may be carried out in thousandths of shares.

The minimum initial subscription amount for IXL shares is 30,000,000 euros, with the exception of the management company, which may subscribe for only one share on its own behalf. Subsequent subscriptions may be carried out in thousandths of shares.

The minimum initial subscription amount for I USD shares is 1,000,000 dollars (USD) with the exception of the management company, which may subscribe for only one share. Subsequent subscriptions may be carried out in thousandths of shares.

Subscription and redemption requests are centralised before 12 p.m. on every trading day (Paris time) by the depositary:

BNP PARIBAS SA

16, boulevard des Italiens, 75009 Paris

Postal address: Grands Moulins de Pantin, 9 Rue du Débarcadère, 93500 Pantin

And are executed on the basis of the next net asset value calculated using the closing price on the day the requests were centralised. Subscription and redemption requests arriving after 12 p.m. (Paris time) are executed on the basis of the net asset value calculated after the one mentioned above.

In some countries, subscriptions may be carried out according to procedures other than a single, one-off subscription. For Italy, details of the subscription procedures are provided on the subscription form.

The net asset value is calculated daily, except for days when the Paris stock market is closed and on official French public holidays.

T	T: Date of establishment of the net asset value	T+1 working day	T+2 working days
Centralisation before 12 p.m. of subscription and redemption orders	Execution of the order at the latest on D	Calculation and publication of the net asset value	Payment for subscriptions and redemptions

Procedures for switching from one subfund (or one share) to another

It is possible to ask to switch (sale followed by simultaneous purchase) from one subfund to another (or between two shares of the same subfund).

However, these transactions will only be possible:

- on orders expressed in quantities
- on shares of subfunds expressed in the same currency
- on subfunds with the same net asset value calculation frequency and the same centralisation date
- on subfunds with the same subscription/redemption cut-off times

Orders are executed based on the next asset value calculated.

It should be specified that in the event of a switch:

- any prior notice is not applied
- it is the settlement-delivery date of the redemption that is applied to the two parts (subscription and redemption)

Finally, investors are reminded that depending on the tax system of their country, this transaction may trigger the application of tax on capital gains or losses on financial instruments.

Pursuant to Article L. 214-8-7 of the French Monetary and Financial Code, if, under exceptional circumstances it is deemed in the interest of the shareholders, the Fund's redemption of shares and its issue of new shares may be temporarily suspended by the management company.

The net asset value is available upon request from the management company on +33 (0)1.47.23.90.90 or on its website (www.lfde.com).

Fees and charges

Fees charged to the investor, deducted upon subscription and redemption	Basis	Rate
Subscription fee not retained by the UCITS	Net asset value x number of shares	Maximum of 3.00%
Subscription fee retained by the UCITS	Net asset value x number of shares	None
Redemption fee not retained by the UCITS	Net asset value x number of shares	None
Redemption fee retained by the UCITS	Net asset value x number of shares	None

Fees charged to the UCITS	Basis		Rate
1	Financial management costs Administrative fees external to the management company	Net assets	A share
			Maximum of 2.25 % incl. tax
			G share
			Maximum of 1.35 % incl. tax
			G USD share
			Maximum of 1.35 % incl. tax
2	Maximum indirect fees (management commissions and fees)	Net assets	I share
			Maximum of 1.00 % incl. tax
			I USD share
			Maximum of 1.00 % incl. tax
3	Transaction fees received by the management company	Payable on each transaction or operation	IXL share
			Maximum of 0.70 % incl. tax
			Maximum of 0.30 % incl. tax for shares
4	Performance fee	Net assets	A share
			15% including taxes of the Fund's outperformance, net of fixed management fees, relative to its benchmark index, provided the Fund's performance is positive
			Other equities
			None

(*) The subfund may invest up to 10% of its assets in other UCIs if the management fees do not exceed 2.392%. For further information, please contact the management company.

The fees due for the management of the UCITS in application of 4° of II of Article L. 621-5-3 of the French Monetary and Financial Code; the exceptional and non-recurring duties, taxes, fees, and government rights (related to the subfund) are charged to the subfund.

In addition to the fees set out above, other fees may be borne by the subfund in certain circumstances, such as extraordinary and non-recurring costs relating to debt recovery or proceedings to assert a right, provided that these fees are consistently lower than the amounts recovered.

Furthermore, research expenses pursuant to article 314-21 of the AMF General Regulation may be billed to the subfund. Additional information on how these research expenses work is available from the management company.

Procedures for calculating the performance fee

Frequency of crystallisation of the performance fee and observation period

The frequency of crystallisation, i.e. the frequency at which the provisions for the performance fees can be definitively retained by the management company, is annual. It spans from 1 April to 31 March.

However, following the change to the year-end of the SICAV on 31 March 2022, the period running from 31 December 2021 will be longer than one year because it is extended until 31 March 2023. It will then be each year from 1 April to 31 March.

The performance reference period

The performance reference period is the period during which the performance is measured and compared to that of the benchmark, at the end of which the mechanism for compensating for past underperformance (or negative performance) can be reset. This period is set at five rolling years.

Benchmark

MSCI All Country World Index calculated in euros and dividends reinvested

Calculation method

The performance fee is provisioned at each net asset value.

The performance fee is adjusted at each net asset value calculation, on the basis of 15% including all taxes of the outperformance of the fund compared to the benchmark, on the condition that the fund's performance is positive (the net asset value is higher than the net asset value at the start of the period).

If the UCI underperforms the benchmark, this provision is adjusted through writebacks. Provision writebacks are capped at the level of the allocations made.

The methodology applied for the calculation of the performance fee is based on the "fictional asset" calculation method, which simulates a fictional asset subject to the same subscription and redemption conditions as the original subfund, incremented by the performance of the benchmark. This fictional asset is then compared with the performance of the fund's actual assets. The difference between the two assets therefore gives the fund's outperformance relative to its benchmark.

Payment of the performance fee and catch-up period

- In the event that the fund has outperformed at the end of the observation period and that it has a positive performance, the management company takes the fees provisioned for and a new observation period starts.
- In the event that the fund has outperformed at the end of the observation period and has a negative performance, the management company takes no performance fee but a new observation period starts.
- In the case that the fund has underperformed its reference indicator at the end of the observation period, no fee is charged and the initial observation period is extended by 12 months (catch-up period) so that this underperformance may be compensated for before a performance fee becomes payable again.
- The observation period may be extended as such by up to five years (reference period). Beyond that, if the residual underperformance has not been caught up, it will be abandoned. If a year of underperformance has occurred within this first 5-year period and has not been caught up by the end of this first period, a new period of up to 5 years will begin from this new year of underperformance.

When shares are redeemed, if there is a provision for performance fees, the amount proportional to the redeemed shares is paid to the management company.

Examples

First case: the fund outperforms its index in each observation period. Fees are taken for each observation period, and each observation period will be 12 months.

Second case: Depending on the observation periods, the fund underperforms or outperforms its benchmark:

	Fund performance	Index performance	Relative performance over the year	Underperformance of the previous year to be offset	Net relative performance	Underperformance to be offset over the next year	Performance fee	Performance fee calculation
Year 1	5%	0%	5%	0%	5%	0%	Yes	15% x 5%
Year 2	3%	3%	0%	0%	0%	0%	No	-
Year 3	-5%	0%	-5%	0%	-5%	-5%	No	-
Year 4	5%	2%	3%	-5%	-2%	-2%	No	-
Year 5	7%	5%	2%	-2%	0%	0%	No	-
Year 6	10%	5%	5%	0%	5%	0%	Yes	15% x 5%
Year 7	9%	4%	5%	0%	5%	0%	Yes	15% x 5%
Year 8	-15%	-5%	-10%	0%	-10%	-10%	No	-
Year 9	-2%	-4%	2%	-10%	-8%	-8%	No	-
Year 10	0%	-2%	2%	-8%	-6%	-6%	No	-
Year 11	2%	0%	2%	-6%	-4%	-4%	No	-
Year 12	10%	10%	0%	-4%	-4%	0%*	No	-
Year 13	6%	4%	2%	0%	2%	0%	Yes	15% x 2%
Year 14	-6%	0%	-6%	0%	-6%	-6%	No	-
Year 15	4%	2%	2%	-6%	-4%	-4%	No	-
Year 16	6%	4%	2%	-4%	-2%	-2%	No	-
Year 17	10%	14%	-4%	-2%	-6%	-6%	No	-
Year 18	7%	7%	0%	-6%	-6%	-4%**	No	-
Year 19	6%	1%	5%	-4%	1%	0%	Yes	15% x 1%

* The underperformance of year 12 to be offset in the following year (year 13) is 0% and not -4% ("theoretical" underperformance to be offset the following year). The residual underperformance of year 8 that was not fully offset in the subsequent years is abandoned since the five-year reference period expired (the underperformance of year 8 could only be offset until year 12).

**The underperformance of year 18 to be offset in the following year (year 19) is -4% and not -6% ("theoretical" underperformance to be offset the following year). The share of the residual underperformance of year 14 (-2%) that was not fully offset in the subsequent years is abandoned since the five-year reference period expired (the underperformance of year 14 could only be offset until year 18).

ECHIQUIER ENTREPRENEURS subfund

- A share ISIN code: FR0011558246
- G share ISIN code: FR0013111382

Tax treatment

The subfund is eligible for the PEA (French regulated equity savings plan) and the SME PEA.

Investment objective

ECHIQUIER ENTREPRENEURS is a dynamic subfund seeking long-term performance through exposure to European small-cap and mid-cap equity markets.

Benchmark

The MSCI Europe ex UK Small Cap NR index is a representative indicator for the management of ECHIQUIER ENTREPRENEURS (Bloomberg code MSDEXUKN). This index, used for information purposes only, represents the trend of all equities of European small-cap companies. It is calculated in euros, with dividends reinvested.

The administrator of the benchmark, MSCI Limited, is included in the register of administrators and benchmarks kept by the ESMA.

Investment strategy

1. Strategies used

The subfund implements an active and discretionary management strategy in accordance with Article 8 of the SFDR. It focuses on the equity markets of the European Union.

The subfund is mostly exposed to European small caps and mid caps with a market capitalisation of less than 1.5 billion euros and has a long-term preference for growth stocks. However, depending on the market conditions and the manager's assessment, it may favour other themes over shorter periods.

The management of ECHIQUIER ENTREPRENEURS is based on a rigorous stock-picking process, involving direct meetings with the companies in which the subfund invests.

The management company undertakes to take part at all times, in the votes of the General Meetings of the companies included in the portfolio. For more information, investors should refer to the Voting Policy available on www.lfde.com.

A fundamental analysis is then carried out on each company, using a rating framework developed in-house that assesses several criteria including:

- the quality of its financial structure
- visibility on future earnings
- the growth prospects for its business
- environmental and social aspects
- and the speculative nature of the stock.

The values used result from the setting of target purchase and sale prices.

The selected securities therefore underwent a highly selective qualitative process. The methodology involving the setting of a purchase price and a sale price make it possible to establish a position on securities presenting a potential for future appreciation by the market.

Depending on the manager's convictions, the portfolio's construction can lead to a concentrated portfolio (fewer than 50 stocks).

The subfund systematically incorporates environmental, social and governance criteria. The examples of indicators used for each of the E, S, and G criteria are as follows:

- Environmental indicators: environmental policy and actions, results of action plans put in place by the company, exposure of suppliers to environmental risks, positive or negative impact of products on the environment
- Social indicators: attractiveness of the employer brand, employee retention, anti-discrimination, employee protection, exposure of suppliers to social risks, relations with civil society.
- Governance indicators: competence of the management team, checks and balances, respect for minority shareholders, business ethics.

The extra-financial objectives used in the fund's management consist of:

- > Carrying out an ESG analysis of the issuers (minimum 90%)

An ESG rating out of 10 is awarded to each issuer. This rating is established using an in-house methodology by the management company and is composed as follows:

- Governance: The Governance score represents around 60% of the overall ESG rating. This is a historical stake for La Financière de l'Echiquier, which since its creation has attached particular importance to this aspect.
- Environmental and Social: Social and environmental criteria are combined to determine a Responsibility score. Its calculation takes into account the type of company:
 - For industrial stocks: the social and environmental criteria are equally weighted in the "Responsibility" score.
 - For services stocks: the "Social" score accounts for 2/3 of the "Responsibility" score, while the "Environmental" score represents 1/3 of the "Responsibility" score.

- > Having an average ESG rating higher than the investment universe.

- > Implementing an exclusion approach through sector and norms-based exclusions.

- > Using a filter based on ESG convictions (application of a minimum rating).

Sustainable investment

A sustainable investment meets three criteria:

- the company's activity contributes positively to an **environmental or social objective**

- it **does not cause significant harm** to any of these objectives
- the company applies **good governance practices**

Investments considered sustainable within the meaning of the SFDR will represent at least 10% of the UCI's net assets. The details of the proprietary methodology applied by the management company to determine this percentage are described in the SFDR appendix of the UCI.

Consideration of principal adverse impacts

Lastly, the management team takes the principal adverse sustainability impacts into account in its investment decisions.

Pour une information plus détaillée sur la prise en compte des principales incidences négatives, l'investisseur est invité à se référer à l'article 4 de la politique SFDR de la société de gestion disponible sur le site internet : www.lfde.com.

Alignment with the taxonomy

The subfund may invest in environmentally sustainable economic activities. However, the ESG rating assigned to each security is the result of a global analysis that also takes into account social and governance criteria. It therefore does not allow a targeted approach to a particular objective of the European Taxonomy or to assess the degree of alignment of an investment.

In this case, the principle which states "do no significant harm" applies only to underlying investments which take into account European Union criteria in matters of environmentally sustainable economic activities and not the remaining portion of the underlying investments. The investments underlying the remaining portion of this financial product do not take into account the criteria of the European Union in matters of environmentally sustainable economic activities. The subfund is committed to a 0% alignment with the European Taxonomy.

The methodological limits of the ESG approach mainly concern the reliability of the extra-financial data published by the issuers and the subjective nature of the rating system applied by the management company.

For more detailed information on the extra-financial rating methodology used for the subfund and its limits, investors should visit the website www.lfde.com.

2. Assets used (excluding derivatives)

a) Equities:

The ECHIQUIER ENTREPRENEURS subfund is invested in stocks of all sectors.

It should be noted, however, that the subfund is mostly invested in European small and mid-cap stocks, i.e., those with a market capitalisation of less than EUR 1.5 billion. This criterion is assessed at the time of the initial investment in the equities in question.

However, in order to allow the subfund to be eligible for the PEA as well as the SME PEA, a minimum of 75% of the subfund is invested in European equities issued by companies meeting the following criteria: fewer than 5,000 employees, as well as annual turnover of less than 1,500 million euros or a total balance sheet

of less than 2,000 million euros. These criteria are assessed when the subfund invests in the equities in question.

ECHIQUIER ENTREPRENEURS is mainly invested in European Union equities, but may invest up to 25% in equities outside this area.

b) Debt securities and money market instruments:

Up to 25% of the subfund's assets may be invested:

- in negotiable debt securities. The longest maturity of debt securities used for the subfund's cash management shall be 5 years. The short-term securities used have a Standard & Poor's rating of investment grade or an equivalent rating by another ratings agency. Up to 10% of the subfund's assets may be invested in "speculative" or unrated negotiable debt securities.
- in bonds. In this regard, particular attention will be given to the credit quality of the companies that issue these securities. Eligible securities are deemed investment grade, i.e., having a minimum Standard & Poor's rating of BBB- or equivalent or considered as such by the management team. Up to 10% of the subfund's assets may be invested in "speculative" or unrated bonds. The maximum maturity of bonds is 10 years. However, the subfund reserves the right to buy bonds with a maturity of more than 10 years marginally as a percentage of assets. No limits have been set for the proportion of bonds of sovereign and private issuers in the portfolio.

Prior to purchase and for monitoring purposes over the life of securities, the risk is assessed on the basis of research and analysis carried out in-house by La Financière de l'Echiquier and using the ratings produced by the rating agencies.

When securities are deemed speculative or unrated, their issuers belong to groups monitored by La Financière de l'Echiquier's internal research.

The ratings mentioned above are those used by the Fund manager at the time of the initial investment. If a rating is downgraded over the life of an investment, the manager will conduct an analysis on a case-by-case basis and decide whether or not to maintain the position concerned. The investment limits defined in relation to the assessment of credit risk by the rating agencies may therefore be adjusted slightly to reflect the management team's own analysis.

3. Investment in the securities of other undertakings for collective investment

Up to 10% of the subfund's assets may be invested in units or shares of French and/or European UCITS and in retail investment funds. This will be a UCI in any AMF category provided it is not in conflict with investment strategy. It may be UCIs managed by the management company or by an associate company.

4. Derivatives

The subfund may invest in financial derivative instruments traded on regulated, unregulated, and/or over-the-counter markets. Within this framework, the subfund may take positions to hedge the portfolio. It may also take positions to gain exposure to business sectors, equities, securities and equivalent instruments, and indices in order to satisfy the investment objective. The subfund may take positions to hedge the portfolio against currency risk.

These transactions shall be limited to 100% of the subfund's assets. Financial instruments are entered into with intermediaries selected by the management company that have no say on the composition or management of the subfund's portfolio.

5. Securities with embedded derivatives

The manager may invest in securities with embedded derivatives (warrants, subscription certificates, convertible bonds, etc.) traded on regulated markets or over-the-counter. No rating restrictions apply to convertible bonds.

In this context, the manager may take positions to hedge and/or expose the portfolio to business sectors, geographical areas, interest rates, equities (small, mid or large cap stocks), currencies, securities and similar transferable securities or indices in order to achieve the investment objective.

The use of embedded derivatives, as opposed to the other derivative instruments listed above, will mainly be as a result of the manager seeking to optimise the hedging strategy, or, if appropriate, to improve the performance of the portfolio by reducing the costs related to the use of these financial instruments in order to achieve the investment objective.

In any event, the amounts invested in securities with embedded derivatives cannot exceed 10% of the net assets. The risk associated with this type of investment will be limited to the amount invested in the purchase.

6. Deposits

None

7. Cash borrowings

The subfund may borrow cash. Although the subfund may be in a debtor position temporarily as a result of its payment flows (investments and disposals in progress, subscription/redemption transactions, etc.) up to a limit of 10% of its assets, this does not form part of its investment objective.

8. Securities financing transactions

None

Risk profile

Your money will be principally invested in financial instruments selected by the management company. These instruments will be exposed to market trends and fluctuations.

Risk of capital loss:

Capital loss occurs when a security is sold for less than its purchase price. Investors are warned that they may not get back all the capital they initially invested. The Fund offers no capital guarantee or protection.

Equity risk:

If the equities or indices to which the Fund portfolio is exposed should fall, the Fund's net asset value could also fall.

Risks associated with investments in small and mid-cap shares:

On markets trading in small and mid-caps, the volume of shares listed on the stock exchange is low. As a result, market downturns

are more pronounced and more rapid than those trading in large caps. The UCI's net asset value may therefore decline rapidly and significantly.

Risk related to discretionary management:

The discretionary management style applied to the Fund is based on the selection of stocks. There is a risk that Fund might not be invested in the best-performing securities at all times. The Fund may therefore not achieve its performance objective. Moreover, the net asset value of the Fund may post a negative performance.

Interest rate risk:

The Fund's net asset value may fall if interest rates rise.

Credit risk:

Credit risk is the risk of a private issuer's credit rating being downgraded or of its defaulting. The value of debt securities or bonds in which the Fund invests may fall, causing the Fund's net asset value to decline.

Currency risk:

This is the risk of a fall in the investment currencies relative to the euro, the portfolio's reference currency. Should any of these currencies weaken against the euro, the net asset value may decline.

Sustainability risk or risk linked to sustainable investment:

Any event or situation in the environmental, social or sustainable governance field (e.g. climate change, health and safety, companies that do not comply with regulations, such as serious criminal sanctions, etc.) that, if it occurs, could have an actual or potential negative impact on the value of the investment. The occurrence of such an event or situation could also lead to a change in the investment strategy of the UCITS, including the exclusion of the securities of some issuers. More specifically, the negative effects of sustainability risks could affect issuers via a series of mechanisms, especially: 1) lower revenues; 2) increased costs; 3) damages or depreciation in asset value; 4) higher cost of capital; and 5) fines or regulatory risks. Due to the nature of sustainability risks and specific subjects such as climate change, the probability that sustainability risks would have an impact on returns on financial products is likely to increase over the longer term.

Eligible investors and typical investor profile

Target investors:

A share: All investors

G share: Reserved for institutional investors and distribution by financial intermediaries

Typical investor profile:

The subfund is intended for individuals or institutional investors who are aware of the risk inherent to holding shares in such a subfund, which is high-risk due to investment in European small-cap equities.

ECHIQUIER ENTREPRENEURS may be used for variable-capital, unit-linked individual life insurance policies.

ECHIQUIER ENTREPRENEURS may be used as an investment vehicle for UCITS managed by La Financière de l'Echiquier.

The appropriate amount to invest in ECHIQUIER ENTREPRENEURS depends on the personal situation of the investor. In deciding how much to invest, shareholders should take into account their personal assets and any business assets, their cash requirements at the time and in 5 years, and whether they are willing to take risks on equity markets. Investors are also

strongly advised to diversify their investments sufficiently so as not to be exposed solely to the risks of this subfund.

Recommended investment duration

More than 5 years.

Methods for determining and appropriating distributable sums

Share class	Net income allocation	Realised net gain allocations
A share	Accumulation	Accumulation
G share	Accumulation	Accumulation

Share characteristics: (base currencies, fractional units, etc.)

The G and A shares are denominated in euros and sub-divided into thousandths.

The initial value of the A share is fixed at 100 euros.

The initial value of the G share is fixed at 1,000 euros.

Subscription and redemption procedures

Subscriptions and redemptions are carried out in thousandths of shares.

Subscription and redemption requests are centralised before 12 p.m. on every trading day (Paris time) by the depositary:

BNP PARIBAS SA

16, boulevard des Italiens, 75009 Paris

Postal address: Grands Moulins de Pantin, 9 Rue du Débarcadère, 93500 Pantin

And are executed on the basis of the next net asset value calculated using the closing price on the day the requests were centralised. Subscription and redemption requests arriving after 12 p.m. (Paris time) are executed on the basis of the net asset value calculated after the one mentioned above.

In some countries, subscriptions may be carried out according to procedures other than a single, one-off subscription. For Italy, details of the subscription procedures are provided on the subscription form.

The net asset value is calculated daily, except for days when the Paris stock market is closed and on official French public holidays.

T	T: Date of establishment of the net asset value	T+1 working day	T+2 working days
Centralisation before 12 p.m. of subscription and redemption orders	Execution of the order at the latest during day T	Calculation and publication of the net asset value	Payment for subscriptions and redemptions

Procedures for switching from one subfund (or one share) to another

It is possible to ask to switch (sale followed by simultaneous purchase) from one subfund to another (or between two shares of the same subfund).

However, these transactions will only be possible:

- on orders expressed in quantities
- on shares of subfunds expressed in the same currency
- on subfunds with the same net asset value calculation frequency and the same centralisation date
- on subfunds with the same subscription/redemption cut-off times

Orders are executed based on the next asset value calculated.

It should be specified that in the event of a switch:

- any prior notice is not applied
- it is the settlement-delivery date of the redemption that is applied to the two parts (subscription and redemption)

Finally, investors are reminded that depending on the tax system of their country, this transaction may trigger the application of tax on capital gains or losses on financial instruments.

Pursuant to Article L. 214-8-7 of the French Monetary and Financial Code, if, under exceptional circumstances it is deemed in the interest of the shareholders, the Fund's redemption of shares and its issue of new shares may be temporarily suspended by the management company.

The net asset value is available upon request from the management company on +33 (0)1.47.23.90.90 or on its website (www.lfde.com).

Fees and charges

Fees charged to the investor, deducted upon subscription and redemption	Basis	Rate
Subscription fee not retained by the UCITS	Net asset value x number of shares	Maximum of 8.00 %
Subscription fee retained by the UCITS	Net asset value x number of shares	None
Redemption fee not retained by the UCITS	Net asset value x number of shares	None
Redemption fee retained by the UCITS	Net asset value x number of shares	None

Fees charged to the UCITS	Basis		Rate
1 Financial management costs Administrative fees external to the management company	Net assets	A share	Maximum of 2.392 % incl. tax
		G share	Maximum of 1.35 % incl. tax
2 Maximum indirect fees (management fees and commissions)	Net assets		(*)
3 Transaction commissions received by the management company	Payable on each transaction or operation		Maximum of 0.40% incl. tax for shares
4 Performance fee	Net assets	A share	None
		G share	

(*) The subfund may invest up to 10% of its assets in other UCIs if the management fees do not exceed 2.392%. For further information, please contact the management company.

The fees due for the management of the UCITS in application of 4° of II of Article L. 621-5-3 of the French Monetary and Financial Code; the exceptional and non-recurring duties, taxes, fees, and government rights (related to the subfund) are charged to the subfund.

In addition to the fees set out above, other fees may be borne by the subfund in certain circumstances, such as extraordinary and non-recurring costs relating to debt recovery or proceedings to assert a right, provided that these fees are consistently lower than the amounts recovered.

Furthermore, research expenses pursuant to article 314-21 of the AMF General Regulation may be billed to the subfund. Additional information on how these research expenses work is available from the management company.

ECHIQUIER QME subfund

- A share ISIN code: FR0012815876
- G CHF share ISIN code: FR0013174828
- G share ISIN code: FR0013300076
- I share ISIN code: FR0013133618
- R share ISIN code: FR0013174836

Investment objective

ECHIQUIER QME is a quantitatively managed subfund that seeks the highest possible return over a period of three years with little correlation to trends in financial markets and an average annual volatility of less than 10%. This objective can be illustrated by seeking performance net of management fees higher than the compounded €ster index or +2% annualised.

The manager shall not be bound to any guarantee of performance. These objectives are based on the realisation of assumptions made by the management company about market conditions and in no way constitutes a guarantee of the subfund's return or performance.

Benchmark

In view of the subfund's investment objective, no relevant benchmark exists. The index stated below is therefore not representative of the subfund's risk profile but has been selected as an ex-post performance indicator.

The fund's performance may be compared with the Compounded €STER rate, (Bloomberg code: OISESTR), it is used only for information purposes.

The €STER (Euro Short Term Rate) is a daily rate that reflects the overnight unsecured borrowing costs for eurozone banks. It is published by the European Central Bank.

In accordance with Regulation (EU) 2016/1011 of the European Parliament and of the Council of 8 June 2016, the management company has a procedure for monitoring the benchmark indices used, describing the measures to be implemented in the event of substantial changes to an index or should that index no longer be provided.

Investment strategy

1. Strategies used

The ECHIQUIER QME subfund uses a management methodology that systematically implements trading strategies with the objective of realizing gains on both up and down market trends. This method consists in taking positions based on buy and sell signals generated by a quantitative model based on an analysis of historical prices and econometric information.

The subfund's management methodology includes more than 30 proprietary quantitative models that enable two sets of complementary strategies to be implemented:

- "momentum" strategies to model medium/long-term movements driven by imbalances between supply and demand in the

markets as part of a quantitative approach. This method represents around 70% of the portfolio.

- "satellite" strategies using algorithms representing around 30% of the portfolio's allocation and benefiting from momentum-independent sources of performance.

To diversify the gain and risk opportunities, the subfund will be exposed to different asset classes (equity indices, fixed income products, currencies, commodities), through around a hundred underlying assets. The equity indices will have no restriction in terms of geographical region or capitalisation (large-cap equity indices - greater than EUR 10 billion - and mid-caps - between EUR 1 million and EUR 10 million). Currencies will be currencies of developed or emerging countries.

Exposure to market trends described above will mainly be achieved through a financial contract, a Total Return Swap (TRS) entered into with Société Générale. The underlying asset of this TRS will be an index based on futures contracts on the asset classes to which the subfund wishes to gain exposure.

As regards the investment of the subfund's assets, up to 100% of its net assets will be made in investment grade public debt securities or deemed equivalent by the management company and denominated in euros. The maximum maturity of these securities will be 12 months.

Depending on market opportunities, the subfund may also, on an ad hoc basis and up to a maximum of 10% of its net assets, use index funds (trackers or ETFs) to gain exposure to equities or indices, currencies, credit, fixed income or commodities products.

The strategy of the subfund complies with the provisions of Article 6 of the SFDR. Given the strategy described above, it does not incorporate an extra-financial approach.

Consideration of principal adverse impacts

Adverse impacts on sustainability risks are not taken into account.

Alignment with the taxonomy

The underlying investments of this financial product do not take into account the criteria of the European Union in matters of environmentally sustainable economic activities.

2. Assets used (excluding derivatives)

a) Equities:

None

b) Debt securities and money market instruments:

The subfund invests up to 100% of its net assets in investment grade public debt securities or deemed equivalent by the management company and denominated in euros. The maximum maturity of bonds is 12 years. The average duration of the bond portfolio will be less than 1 year. The main securities considered are treasury bills issued by European states whose default risk is considered the lowest by the management company.

3. Investment in the securities of other undertakings for collective investment

The subfund may invest more than 10% of its net assets in securities of other French and/or European UCITS and in French or European retail investment funds, chiefly exchange traded funds (ETFs) or any other UCIs as part of its cash management. These may be UCIs in any AMF category. The subfund may invest in UCIs of the management company or an associate company.

4. Derivatives

In order to achieve the investment objective, the subfund systematically uses a TRS, a financial contract entered into over-the-counter with Société Générale (European Union credit institution with no power over the composition or management of the fund's portfolio).

This financial contract will cover all asset classes including equities or equity indices, currencies, fixed income, volatility, credit and commodity markets.

In other words, the risks that the manager intends to deal in are:

- Equity: yes
- Interest rate: yes
- Currency: yes
- Credit: yes
- Volatility: yes.
- Commodities: yes

These TRS will be used to hedge or expose the portfolio.

The underlying derivatives will be futures. These futures will be listed on organised markets with the following underlyings: financial instruments (equities), currencies, interest rates, yields, financial indices (including volatility) and commodities.

Within the TRS, the system for allocation of positions among the different markets is based on the principle of diversification of the risk observed on each of the derivative contracts involved in the TRS.

5. Securities with embedded derivatives

None

6. Deposits

None

7. Cash borrowings

The subfund may borrow cash. Although the subfund may be in a debtor position temporarily as a result of its payment flows (investments and disposals in progress, subscription/redemption transactions, etc.) up to a limit of 10% of its assets, this does not form part of its investment objective.

8. Securities financing transactions

None

Risk profile

Your money will be principally invested in financial instruments selected by the management company. These instruments will be exposed to market trends and fluctuations.

Risk of capital loss:

Capital loss occurs when a security is sold for less than its purchase price. Investors are warned that they may not get back all the capital they initially invested. The Fund offers no capital guarantee or protection.

Equity risk:

If the equities or indices to which the Fund portfolio is exposed should fall, the Fund's net asset value could also fall.

Risks associated with investments in small and mid-cap shares:

On markets trading in small and mid-caps, the volume of shares listed on the stock exchange is low. As a result, market downturns are more pronounced and more rapid than those trading in large caps. The UCI's net asset value may therefore decline rapidly and significantly.

Currency risk:

This is the risk of a fall in the investment currencies relative to the euro, the portfolio's reference currency. Should any of these currencies weaken against the euro, the net asset value may decline.

Interest rate risk:

The Fund's net asset value may fall if interest rates rise.

Credit risk:

Credit risk is the risk of a private issuer's credit rating being downgraded or of its defaulting. The value of debt securities or bonds in which the Fund invests may fall, causing the Fund's net asset value to decline.

Risk associated with the investment strategy

- Volatility risk: The net asset value is likely to be highly volatile due to the composition of its portfolio and its exposure to market volatility and/or the management techniques that may be used.
- **Risk associated with the use of derivatives:** The Fund may use financial derivative instruments. The change in the underlying security of a derivative may therefore be accentuated and have a more significant impact on the net asset value.
- Risk associated with the investment strategy: Absolute return investments strategies employ techniques that take advantage of observed (or anticipated) differences in prices between

markets and/or sectors and/or securities and/or currencies and/or instruments. If the markets move against these positions (for example, if they rise for short transactions and/or fall for long transactions), the fund's net asset value may fall.

Counterparty risk:

The fund's exposure is achieved through an over-the-counter TRS with a single counterparty. In the event of the default of this counterparty, the latter would no longer be able to honour the commitments undertaken with the fund in relation to assets, securities or cash; such events could have a negative impact on the Fund's net asset value.

Commodity market risk:

The subfund will be exposed to international commodity markets including commodities and precious metals. These markets can be highly volatile and can cause the fund's net asset value to decline.

Sustainability risk

Any event or situation in the environmental, social or sustainable governance field (e.g. climate change, health and safety, companies that do not comply with regulations, such as serious criminal sanctions, etc.) that, if it occurs, could have an actual or potential negative impact on the value of the investment. The occurrence of such an event or situation could also lead to a change in the investment strategy of the UCITS, including the exclusion of the securities of some issuers. More specifically, the negative effects of sustainability risks could affect issuers via a series of mechanisms, especially: 1) lower revenues; 2) increased costs; 3) damages or depreciation in asset value; 4) higher cost of capital; and 5) fines or regulatory risks. Due to the nature of sustainability risks and specific subjects such as climate change, the probability that sustainability risks would have an impact on

returns on financial products is likely to increase over the longer term

Eligible investors and typical investor profile

Target investors:

- A share: All investors
- G CHF share: Reserved for distribution by financial intermediaries
- G share: Reserved for distribution by financial intermediaries
- I share: Reserved for institutional investors
- R share: Reserved for distribution by Italian financial intermediaries

Typical investor profile:

This subfund is intended for investors with an investment horizon of at least 3 years who wish to diversify their investments by using different management techniques on all international markets and who are seeking a certain degree of decorrelation from market indices and a lower volatility than that of equity markets.

The appropriate amount to invest in ECHIQUIER QME depends on the personal situation of the investor. To determine this amount, investors must take into account not only their personal and possibly professional wealth, their cash requirements now and three years from now, but also their desire to take risks or otherwise favour a cautious investment. Investors are also strongly advised to diversify their investments sufficiently so as not to be exposed solely to the risks of this subfund.

Recommended investment duration

More than 3 years.

Methods for determining and appropriating distributable sums

Share class	Net income allocation	Realised net gain allocations
A share	Accumulation	Accumulation
G CHF share	Accumulation	Accumulation
G share	Accumulation	Accumulation
I share	Accumulation	Accumulation
R share	Accumulation	Accumulation

Share characteristics: (base currencies, fractional units, etc.)

The A, I, R, and G shares are denominated in euros and sub-divided.

The G CHF share is denominated in CHF (Swiss francs) and is sub-divided. This share is hedged against CHF/EUR currency risk.

The initial value of the A share is fixed at 1,000 euros.

The initial value of the G CHF share is fixed at 100 Swiss francs.

The initial value of the G share is fixed at 100 euros.

The initial value of the I share is fixed at 1,000 euros.

The initial value of the R shares is fixed at 1,000 euros.

Subscription and redemption procedures

Subscriptions and redemptions are carried out in thousandths of shares.

The minimum initial subscription for the A share is 1,000 euros.

Subsequent subscriptions may be carried out in thousandths of shares.

The minimum initial subscription for the G CHF share is 10,000 Swiss francs. Subsequent subscriptions may be carried out in thousandths of shares.

The minimum initial subscription amount for the I share is 1,000,000 euros, with the exception of the management company, which may subscribe for only one share. Subsequent subscriptions may be carried out in thousandths of shares.

Subscription and redemption requests are centralised before 12 p.m. on every trading day (Paris time) by the depositary:

BNP PARIBAS SA

16, boulevard des Italiens, 75009 Paris

Postal address: Grands Moulins de Pantin, 9 Rue du Débarcadère, 93500 Pantin

And are executed on the basis of the next net asset value calculated using the closing price on the day the requests were centralised. Subscription and redemption requests arriving after 12 p.m. (Paris time) are executed on the basis of the net asset value calculated after the one mentioned above.

In some countries, subscriptions may be carried out according to procedures other than a single, one-off subscription. For Italy, details of the subscription procedures are provided on the subscription form.

The net asset value is calculated daily, except for days when the Paris stock market is closed and on official French public holidays.

T	T: Date of establishment of the net asset value	T+1 working day	T+2 working days
Centralisation before 12 p.m. of subscription and redemption orders	Execution of the order at the latest during day T	Calculation and publication of the net asset value	Payment for subscriptions and redemptions

Procedures for switching from one subfund (or one share) to another

It is possible to ask to switch (sale followed by simultaneous purchase) from one subfund to another (or between two shares of the same subfund).

However, these transactions will only be possible:

- on orders expressed in quantities
- on shares of subfunds expressed in the same currency
- on subfunds with the same net asset value calculation frequency and the same centralisation date
- on subfunds with the same subscription/redemption cut-off times

Orders are executed based on the next asset value calculated.

It should be specified that in the event of a switch:

- any prior notice is not applied
- it is the settlement-delivery date of the redemption that is applied to the two parts (subscription and redemption)

Finally, investors are reminded that depending on the tax system of their country, this transaction may trigger the application of tax on capital gains or losses on financial instruments.

Pursuant to Article L. 214-8-7 of the French Monetary and Financial Code, if, under exceptional circumstances it is deemed in the interest of the shareholders, the Fund's redemption of shares and its issue of new shares may be temporarily suspended by the management company.

The net asset value is available upon request from the management company on +33 (0)1.47.23.90.90 or on its website (www.lfde.com).

Fees and charges

Fees charged to the investor, deducted upon subscription and redemption	Basis	Rate
Subscription fee not retained by the UCITS	Net asset value x number of shares	Maximum of 3.00%
Subscription fee retained by the UCITS	Net asset value x number of shares	None
Redemption fee not retained by the UCITS	Net asset value x number of shares	None
Redemption fee retained by the UCITS	Net asset value x number of shares	None

Fees charged to the UCITS	Basis	Rate
1 Financial management costs Administrative fees external to the management company	Net assets	A share
		Maximum of 1.50% incl. tax
		G CHF share
		Maximum of 1.25 % incl. tax
		G share
2 Maximum indirect fees (management commissions and fees)	Net assets	I share
		Maximum of 1.00 % incl. tax
		R share
3 Transaction fees received by the management company	Payable on each transaction or operation	Maximum of 2.00% incl. tax (1)
4 Performance fee	Net assets	None
		15% including all taxes of the fund's outperformance, net of fixed management fees, above the maximum between 2% and the Compounded €ster provided that the fund's NAV is higher than the highest historical NAV (High Water Mark)

(1) The 2% includes a maximum distribution commission of 0.5%.

The fees due for the management of the UCITS in application of 4° of II of Article L. 621-5-3 of the French Monetary and Financial Code; the exceptional and non-recurring duties, taxes, fees, and government rights (related to the subfund) are charged to the subfund.

Calculation of the performance fee:

Frequency of crystallisation of the performance fee and observation period

The frequency of crystallisation, i.e. the frequency at which the provisions for the performance fees can be definitively retained by the management company, is annual. The observation period runs from 1 April to 31 March. However, following the change to the year-end of the SICAV on 31 March 2022, the period running from 31 December 2021 will be longer than one year because it is extended until 31 March 2023. It will then be each year from 1 April to 31 March.

Performance reference period

The performance reference period is the period during which the performance is measured and compared to that of the reference indicator, at the end of which the mechanism for compensating for past underperformance (or negative performance) can be reset. This period is set at five rolling years.

Reference indicator

Maximum between a threshold of 2% annualised and the compounded €ster.

Calculation method

The performance fee is provisioned at each net asset value.

The provision for the performance fee is adjusted at each net asset value calculation, on the basis of 15% including all taxes of the outperformance of the fund compared to the reference indicator, on the condition that the fund's net asset value is higher than the highest historical year-end net asset value (High Water Mark and exception for the closing net asset value of 31 March 2022 due to the exceptional three-month financial year due to the change in the SICAV's year-end date).

If the UCI underperforms the benchmark, this provision is adjusted through writebacks. Provision writebacks are capped at the level of the allocations made.

The methodology applied for the calculation of performance fees is based on the "fictional asset" calculation method, which simulates a fictional asset subject to the same subscription and redemption conditions as the original fund, incremented by the performance of the benchmark. This fictional asset is then compared with the performance of the fund's actual assets. The difference between the two assets therefore gives the fund's outperformance relative to its reference indicator.

Payment of the performance fee and catch-up period

- In the event that the fund has outperformed at the end of the observation period and that it has a net asset value higher than the highest historical year-end net asset value, the management company takes the fees provisioned for and a new observation period starts.
- In the event of the outperformance of the fund following the observation period with a net asset value below the highest historical year-end net asset value of the fund, the management company will not receive any fee and a new observation period will begin.
- In the case that the fund has underperformed its reference indicator at the end of the observation period, no fee is charged and the initial observation period is extended by 12 months (catch-up period) so that this underperformance may be compensated for before a performance fee becomes payable again.
- The observation period may be extended as such by up to five years (reference period). Beyond that, if the residual underperformance has not been caught up, it will be abandoned. However, the highest historical year-end net asset value is the point that has to be exceeded in order for fees to be paid. If a year of underperformance has occurred within this first 5-year period and has not been caught up for by the end of this first period, a new period of up to 5 years will begin from this new year of underperformance.

When shares are redeemed, if there is a provision for performance fees, the amount proportional to the redeemed shares is paid to the management company.

Examples

First case: the fund outperforms its index over each observation period and, as a result, its year-end net asset value is higher than the highest historical year-end net asset value. Fees are taken for each observation period, and each observation period will be 12 months.

Second case: Depending on the observation periods, the fund underperforms or outperforms its benchmark and/or has a year-end net asset value higher than the highest year-end historical net asset value:

	Highest net asset value (HWN)	Perf Fund	Year-end nav	HWN exceeded	Perf benchmark	Relative perf over the year	Underperformance of the previous year to be offset	Net relative performance	Underperformance to be offset over the next year	Performance fee	Performance fee calculation
Year 1	€100.00	3%	€ 103.00	Yes	2%	1%	0%	1%	0%	Yes	15% x 1%
Year 2	€ 103.00	-3%	€ 99.91	No	2%	-5%	0%	-5%	-5%	No	-
Year 3	€ 103.00	4%	€ 103.91	Yes	2%	2%	-5%	-3%	-3%	No	-
Year 4	€ 103.91	2%	€ 105.98	Yes	2%	0%	-3%	-3%	-3%	No	-
Year 5	€ 105.98	3%	€ 109.16	Yes	2%	1%	-3%	-2%	-2%	No	-
Year 6	€ 109.16	5%	€ 114.62	Yes	2%	3%	-2%	1%	0%	Yes	15% x 1%
Year 7	€ 114.62	3%	€ 118.06	Yes	2%	1%	0%	1%	0%	Yes	15% x 1%
Year 8	€ 118.06	-7%	€ 109.80	No	2%	-9%	0%	-9%	-9%	No	-
Year 9	€ 118.06	-5%	€ 104.31	No	2%	-7%	-9%	-16%	-16%	No	-
Year 10	€ 118.06	0%	€ 104.31	No	2%	-2%	-16%	-18%	-18%	No	-
Year 11	€ 118.06	5%	€ 109.52	No	2%	3%	-18%	-15%	-15%	No	-
Year 12	€ 118.06	5%	€ 115.00	No	2%	2%	-15%	-13%	-4%*	No	-
Year 13	€ 118.06	6%	€ 121.90	Yes	2%	4%	-4%*	0%	0%	No	-
Year 14	€ 121.90	4%	€ 126.77	Yes	2%	2%	0%	2%	2%	Yes	15% x 2%

* The underperformance of year 12 to be offset in the following year (year 13) is -4% and not -13% given the fact that the residual underperformance of year 8 which was not offset (residual underperformance of -9%) is no longer relevant since the five-year period is over (the underperformance of year 8 can only be offset until year 12).

ECHQUIER VALUE EURO subfund

- A share ISIN code: FR0011360700
- B share ISIN code: FR0014001OV9
- D share ISIN code: FR0011404425
- G share ISIN code: FR0007070883
- I share ISIN code: FR0014001ML4

Tax treatment

The subfund is eligible for share-based savings plans (PEA).

Classification

Equities of eurozone countries

Investment objective

ECHQUIER VALUE EURO is a dynamic subfund seeking long-term performance through exposure to eurozone securities and with reference to a benchmark, the MSCI EMU NET RETURN EUR. The index is used solely for information purposes and is calculated with dividends reinvested.

Benchmark

The MSCI EMU NET RETURN EUR index (Bloomberg code M7EM) reflects the subfund's management objective. Given that the UCITS is neither index-linked nor index-referenced, the MSCI EMU NET RETURN EUR is only an indicator for ex-post performance comparison.

The MSCI EMU RETURN NET EUR is a broad index, representative of Eurozone stock markets as a whole. It is calculated in euros, with dividends reinvested.

The administrator MSCI Limited of the benchmark MSCI EMU NET RETURN EUR is included in the register of administrators and benchmarks kept by the ESMA.

In accordance with Regulation (EU) 2016/1011 of the European Parliament and of the Council of 8 June 2016, the management company has a procedure for monitoring the benchmark indices used, describing the measures to be implemented in the event of substantial changes to an index or should that index no longer be provided.

Investment strategy

1. Strategies used

The subfund implements an active and discretionary management strategy in accordance with Article 8 of the SFDR. The subfund's management focuses on equity markets in the eurozone.

In order for the UCITS to be eligible for PEAs, a minimum of 75% is invested at all times in financial instruments eligible for PEAs.

The management of ECHQUIER VALUE EURO is based on a rigorous stock-picking process, involving direct meetings with the companies in which the subfund invests.

The management company undertakes to take part at all times, in the votes of the General Meetings of the companies included in the portfolio. For more information, investors should refer to the Voting Policy available on www.lfde.com.

This management is based on a fundamental analysis of each stock, based on an internally developed rating according to five criteria:

- the quality of the company's management
- the quality of its financial structure
- visibility on future earnings
- the growth prospects for its business
- the speculative nature of the stock.

The values used result from the setting of target purchase and sale prices.

The selected securities therefore underwent a highly selective qualitative process. The methodology involving the setting of a purchase price and a sale price make it possible to establish a position on securities presenting a potential for future appreciation by the market.

Depending on the manager's convictions, the portfolio's construction can lead to a concentrated portfolio (fewer than 50 stocks).

In addition, the subfund systematically incorporates environmental, social and governance criteria. The examples of indicators used for each of the E, S, and G criteria are as follows:

- Environmental indicators: environmental policy and actions, results of action plans put in place by the company, exposure of suppliers to environmental risks, positive or negative impact of products on the environment
- Social indicators: attractiveness of the employer brand, employee retention, anti-discrimination, employee protection, exposure of suppliers to social risks, relations with civil society.
- Governance indicators: competence of the management team, checks and balances, respect for minority shareholders, business ethics.

The extra-financial objectives used in the fund's management consist of:

- > Carrying out an ESG analysis of the issuers (minimum 90%)

An ESG rating out of 10 is awarded to each issuer. This rating is established using an in-house methodology by the management company and is composed as follows:

- Governance: The Governance score represents around 60% of the overall ESG rating. This is a historical stake for La Financière de l'Echiquier, which since its creation has attached particular importance to this aspect.
- Environmental and Social: Social and environmental criteria are combined to determine a "Responsibility" score. Its calculation takes into account the type of company:
 - For industrial stocks: the social and environmental criteria are equally weighted in the "Responsibility" score.
 - For services stocks: the "Social" score accounts for 2/3 of the "Responsibility" score, while the "Environmental" score represents

1/3 of the “Responsibility” score.

- > Having an average ESG rating higher than the investment universe.
- > Implementing an exclusion approach through sector and norms-based exclusions.
- > Using a filter based on ESG convictions (application of a minimum rating).

Sustainable investment

A sustainable investment meets three criteria:

- the company's activity contributes positively to an **environmental** or **social objective**
- it **does not cause significant harm** to any of these objectives
- the company applies **good governance practices**

Investments considered sustainable within the meaning of the SFDR will represent at least 10% of the UCI's net assets. The details of the proprietary methodology applied by the management company to determine this percentage are described in the SFDR appendix of the UCI.

Consideration of principal adverse impacts

Lastly, the management team takes the principal adverse sustainability impacts into account in its investment decisions.

Pour une information plus détaillée sur la prise en compte des principales incidences négatives, l'investisseur est invité à se référer à l'article 4 de la politique SFDR de la société de gestion disponible sur le site internet : www.lfde.com.

Alignment with the taxonomy

The subfund may invest in environmentally sustainable economic activities. However, the ESG rating assigned to each security is the result of a global analysis that also takes into account social and governance criteria. It therefore does not allow a targeted approach to a particular objective of the European Taxonomy or to assess the degree of alignment of an investment.

In this case, the principle which states “do no significant harm” applies only to underlying investments which take into account European Union criteria in matters of environmentally sustainable economic activities and not the remaining portion of the underlying investments. The investments underlying the remaining portion of this financial product do not take into account the criteria of the European Union in matters of environmentally sustainable economic activities. The subfund is committed to a 0% alignment with the European Taxonomy.

The methodological limits of the ESG approach mainly concern the reliability of the extra-financial data published by the issuers and the subjective nature of the rating system applied by the management company.

or more detailed information on the extra-financial rating methodology used for the subfund and its limits, investors should visit the website www.lfde.com.

2. Assets used (excluding derivatives)

a) Equities:

The subfund has a minimum exposure of 60% to equity markets of eurozone countries. Equity risk exposure outside the eurozone is limited to 10% of net assets.

Stocks in any sector and of all market capitalisations may be selected, but the subfund's long-term focus is stocks with a market capitalisation of less than €15 billion.

b) Debt securities and money market instruments:

Up to 25% of the subfund's assets may be invested:

- in negotiable debt securities. The longest maturity of debt securities used for the subfund's cash management shall be 5 years. The short-term securities used have a Standard & Poor's rating of investment grade or an equivalent rating by another ratings agency. Negotiable debt securities deemed “speculative” or unrated are authorised within the limit of 10% and are monitored by the in-house research department of La Financière de l'Echiquier.
- in bonds. In this regard, particular attention will be given to the credit quality of the companies that issue these securities. Eligible securities are deemed investment grade, i.e., having a minimum Standard & Poor's rating of BBB- or equivalent or considered as such by the management team. The maximum maturity of bonds is 10 years. Bonds deemed “speculative” or unrated are authorised within the limit of 10% and are monitored by the in-house research department of LA FINANCIERE DE L'ECHIQUIER. No limits have been set for the proportion of bonds of sovereign and private issuers in the portfolio.

Prior to purchase and for monitoring purposes over the life of securities, the credit risk is assessed on the basis of research and analysis carried out in-house by La Financière de l'Echiquier and using the ratings produced by the rating agencies.

The ratings mentioned above are those used by the Fund manager at the time of the initial investment. If a rating is downgraded over the life of an investment, the manager will conduct an analysis on a case-by-case basis and decide whether or not to maintain the position concerned. The investment limits defined in relation to the assessment of credit risk by the rating agencies may therefore be adjusted slightly to reflect the management team's own analysis.

3. Investment in the securities of other undertakings for collective investment

Up to 10% of the subfund's assets may be invested in units or shares of French and/or European UCITS and in retail investment funds. This will be a UCI in any AMF category provided it is not in conflict with investment strategy. It may be UCIs managed by the management company or by an associate company.

4. Derivatives

The subfund may invest in financial derivative instruments traded on regulated markets, unregulated markets, and/or over the counter. Within this framework, the subfund may take positions to hedge the portfolio. It may also take positions to gain exposure to business sectors, equities, securities and equivalent instruments, and indices in order to satisfy the investment objective. The subfund may take positions to hedge the portfolio against currency risk. The instruments used are:

- index futures

- options on securities and indices
- currency options.

These transactions shall be limited to 100% of the subfund's assets.

Financial instruments are entered into with intermediaries selected by the management company that have no say on the composition or management of the subfund's portfolio.

5. Securities with embedded derivatives

The manager may invest in securities with embedded derivatives (warrants, subscription certificates, convertible bonds, etc.) traded on regulated markets or over-the-counter. No rating restrictions apply to convertible bonds.

In this context, the manager may take positions to hedge and/or expose the portfolio to business sectors, geographical areas, interest rates, equities (small, mid or large cap stocks), currencies, securities and similar transferable securities or indices in order to achieve the investment objective.

The use of embedded derivatives, as opposed to the other derivative instruments listed above, will mainly be as a result of the manager seeking to optimise the hedging strategy, or, if appropriate, to improve the performance of the portfolio by reducing the costs related to the use of these financial instruments in order to achieve the investment objective.

In any event, the amounts invested in securities with embedded derivatives cannot exceed 10% of the net assets. The risk associated with this type of investment will be limited to the amount invested in the purchase.

6. Deposits

None

7. Cash borrowings

The subfund may borrow cash. Although the subfund may be in a debtor position temporarily as a result of its payment flows (investments and disposals in progress, subscription/redemption transactions, etc.) up to a limit of 10% of its assets, this does not form part of its investment objective.

8. Securities financing transactions

None

Risk profile

Your money will be principally invested in financial instruments selected by the management company. These instruments will be exposed to market trends and fluctuations.

Risk of capital loss:

Capital loss occurs when a security is sold for less than its purchase price. Investors are warned that they may not get back all the capital they initially invested. The Fund offers no capital guarantee or protection.

Equity risk:

If the equities or indices to which the Fund portfolio is exposed should fall, the Fund's net asset value could also fall.

Risks associated with investments in small and mid-cap shares:

On markets trading in small and mid-caps, the volume of shares listed on the stock exchange is low. As a result, market downturns are more pronounced and more rapid than those trading in large caps. The UCI's net asset value may therefore decline rapidly and significantly.

Risk related to discretionary management:

The discretionary management style applied to the Fund is based on the selection of stocks. There is a risk that Fund might not be invested in the best-performing securities at all times. The Fund may therefore not achieve its performance objective. Moreover, the net asset value of the Fund may post a negative performance.

Interest rate risk:

The Fund's net asset value may fall if interest rates rise.

Credit risk:

Credit risk is the risk of a private issuer's credit rating being downgraded or of its defaulting. The value of debt securities or bonds in which the Fund invests may fall, causing the Fund's net asset value to decline.

Currency risk:

This is the risk of a fall in the investment currencies relative to the euro, the portfolio's reference currency. Should any of these currencies weaken against the euro, the net asset value may decline.

Sustainability risk or risk linked to sustainable investment: Any event or situation in the environmental, social or sustainable governance field (e.g. climate change, health and safety, companies that do not comply with regulations, such as serious criminal sanctions, etc.) that, if it occurs, could have an actual or potential negative impact on the value of the investment. The occurrence of such an event or situation could also lead to a change in the investment strategy of the UCITS, including the exclusion of the securities of some issuers. More specifically, the negative effects of sustainability risks could affect issuers via a series of mechanisms, especially: 1) lower revenues; 2) increased costs; 3) damages or depreciation in asset value; 4) higher cost of capital; and 5) fines or regulatory risks. Due to the nature of sustainability risks and specific subjects such as climate change, the probability that sustainability risks would have an impact on returns on financial products is likely to increase over the longer term.

Eligible investors and typical investor profile

Target investors:

- A share: All investors
- B share: All investors via international financial intermediaries
- D share: All investors
- G share: Reserved for institutional investors and distribution by financial intermediaries
- I share: Reserved for institutional investors and distribution by international financial intermediaries

Typical investor profile:

The subfund is intended for individuals or institutional investors who are aware of the inherent risk in holding shares in such a subfund, which is a high risk due to investment in listed equities of the eurozone.

ECHIQUIER VALUE EURO may be used for variable-capital, unit-linked individual life insurance policies.

ECHIQUIER VALUE EURO may be used as an investment vehicle for UCITS managed by La Financière de l'Echiquier.

The appropriate amount to invest in ECHIQUIER VALUE EURO depends on the personal situation of the investor. In deciding how much to invest, shareholders should take into account their personal assets and any business assets, their cash requirements at the time and in 5 years, and whether they are willing to take risks on equity markets. Investors are also strongly advised to diversify their investments sufficiently so as not to be exposed solely to the risks of this subfund.

Recommended investment duration

More than 5 years.

Methods for determining and appropriating distributable sums

Share class	Net income allocation	Realised net gain allocations
A share	Accumulation	Accumulation
B share	Accumulation	Accumulation
D share	Distribution	Distribution
G share	Accumulation	Accumulation
I share	Accumulation	Accumulation

Income distribution frequency

The proportion of distributable sums to be distributed according to the management company's decision is paid annually within five months of the end of the financial year. However, the management company may make interim payments during the year.

Share characteristics: (base currencies, fractional units, etc.)

The A, B, D, G and I shares are denominated in euros and sub-divided into thousandths.

The initial value of the A share is fixed at 100 euros.
The initial value of the B share is fixed at 100 euros.
The initial value of the D shares is fixed at 100 euros.
The initial value of the G share is fixed at 1,000 euros.
The initial value of the I share is fixed at 1,000 euros.

Subscription and redemption procedures

The minimum initial subscription amount for the I shares is 100.000 euros, with the exception of the management company, which may subscribe for only one share.

Subscriptions and redemptions are carried out in thousandths of shares.

Subscription and redemption requests are centralised before 12 p.m. on every trading day (Paris time) by the depositary:

BNP PARIBAS SA
16, boulevard des Italiens, 75009 Paris
Postal address: Grands Moulins de Pantin, 9 Rue du Débarcadère, 93500 Pantin

And are executed on the basis of the next net asset value calculated using the closing price on the day the requests were centralised. Subscription and redemption requests arriving after 12 p.m. (Paris time) are executed on the basis of the net asset value calculated after the one mentioned above.

In some countries, subscriptions may be carried out according to procedures other than a single, one-off subscription. For Italy, details of the subscription procedures are provided on the subscription form.

The net asset value is calculated daily, except for days when the Paris stock market is closed and on official French public holidays.

T	T: Date of establishment of the net asset value	T+1 working day	T+2 working days
Centralisation before 12 p.m. of subscription and redemption orders	Execution of the order at the latest during day T	Calculation and publication of the net asset value	Payment for subscriptions and redemptions

Procedures for switching from one subfund (or one share) to another

It is possible to ask to switch (sale followed by simultaneous purchase) from one subfund to another (or between two shares of the same subfund).

However, these transactions will only be possible:

- on orders expressed in quantities
- on shares of subfunds expressed in the same currency
- on subfunds with the same net asset value calculation frequency and the same centralisation date
- on subfunds with the same subscription/redemption cut-off times

Orders are executed based on the next asset value calculated. It should be specified that in the event of a switch:

- any prior notice is not applied
- it is the settlement-delivery date of the redemption that is applied to the two parts (subscription and redemption)

Finally, investors are reminded that depending on the tax system of their country, this transaction may trigger the application of tax on capital gains or losses on financial instruments.

Pursuant to Article L. 214-8-7 of the French Monetary and Financial Code, if, under exceptional circumstances it is deemed in the interest of the shareholders, the Fund's redemption of shares and its issue of new shares may be temporarily suspended by the management company.

The net asset value is available upon request from the management company on +33 (0)1.47.23.90.90 or on its website (www.lfde.com).

Fees and charges

Fees charged to the investor, deducted upon subscription and redemption	Basis	Rate
Subscription fee not retained by the UCITS	Net asset value x number of shares	Maximum of 3.00%
Subscription fee retained by the UCITS	Net asset value x number of shares	None
Redemption fee not retained by the UCITS	Net asset value x number of shares	None
Redemption fee retained by the UCITS	Net asset value x number of shares	None

Fees charged to the UCITS	Basis		Rate
1 Financial management costs Administrative fees external to the management company	Net assets	A share	Maximum of 2.392 % incl. tax
		B share	Maximum of 1.55 % incl. tax
		D share	Maximum of 2.392 % incl. tax
		G share	Maximum of 1.50% incl. tax
		I share	Maximum of 1.00 % incl. tax
2 Maximum indirect fees (management commissions and fees)	Net assets		(*)
3 Transaction fees received by the management company	Payable on each transaction or operation		Maximum of 0.40% incl. tax for shares
4 Performance fee	Net assets	A share	None
		B share	None
		D share	None
		G share	None
		I share	None

(*) The subfund may invest up to 10% of its assets in other UCIs if the management fees do not exceed 2.392%. For further information, please contact the management company.

The fees due for the management of the UCITS in application of 4° of II of Article L. 621-5-3 of the French Monetary and Financial Code; the exceptional and non-recurring duties, taxes, fees, and government rights (related to the subfund) are charged to the subfund.

In addition to the fees set out above, other fees may be borne by the subfund in certain circumstances, such as extraordinary and non-recurring costs relating to debt recovery or proceedings to assert a right, provided that these fees are consistently lower than the

amounts recovered.

Furthermore, research expenses pursuant to article 314-21 of the AMF General Regulation may be billed to the subfund. Additional information on how these research expenses work is available from the management company.

ECHIQUEUR ALPHA MAJOR SRI subfund

- A share ISIN code: FR0013406691
- G share ISIN code: FR0013406717
- I share ISIN code: FR0013406709

Tax treatment

The subfund is eligible for share-based savings plans (PEA).

Investment objective

ECHIQUEUR ALPHA MAJOR SRI aims to outperform, after taking into ongoing charges, the following composite benchmark index: 80% COMPOUNDED €STER, 20% MSCI EUROPE NR, while seeking to significantly reduce equity market volatility.

This objective is combined with an extra-financial approach incorporating environmental, social, and governance (ESG) criteria. The extra-financial objective is to help companies move forward on ESG issues by engaging in dialogue with them on a regular basis and by sharing with them specific areas of improvement monitored over time.

The extra-financial objective of the subfund complies with the provisions of Article 8 of the SFDR.

Benchmark

The MSCI EUROPE (Bloomberg ticker MSDEE15N) is representative of movements on equity markets of Europe's most developed countries. It is calculated in euros, with dividends reinvested.

The composite index uses the compounded €STER (Bloomberg code: OISESTR). The €STER (Euro Short Term Rate) is a daily rate that reflects the overnight unsecured borrowing costs for eurozone banks. It is published by the European Central Bank.

The administrator of the benchmark, MSCI Europe, MSCI Limited, is included in the register of administrators and benchmarks kept by the ESMA.

In accordance with Regulation (EU) 2016/1011 of the European Parliament and of the Council of 8 June 2016, the management company has a procedure for monitoring the benchmark indices used, describing the measures to be implemented in the event of substantial changes to an index or should that index no longer be provided.

Investment strategy

1. Strategies used

In order to achieve its investment objective, the subfund implements an investment strategy that combines investments in equities and equity risk hedging, in particular through the use of derivative instruments.

The portfolio's net exposure to the equity markets will at all times remain between 0% and 40%, with an average exposure target of 20%.

In equity investments, management focuses on equity markets in Europe, and in particular on European large caps. The management also reserves the option of investing up to 40% of its net assets in European small and mid-caps.

The management of ECHIQUEUR ALPHA MAJOR SRI is based on a rigorous selection of equities (stock picking) obtained via the implementation of an in-depth evaluation process of the companies included in the portfolio.

The management company undertakes to take part at all times, in the votes of the General Meetings of the companies included in the portfolio. For more information, investors should refer to the Voting Policy available on www.lfde.com.

This management is based on a fundamental analysis of each stock, based on an internally developed rating according to several criteria including:

- the quality of the company's management
- the quality of its financial structure
- visibility on future earnings
- the growth prospects for its business
- environmental and social aspects
- the speculative nature of the stock.

The values used result from the setting of target purchase and sale prices.

The selected securities therefore underwent a highly selective process based on quantitative and qualitative analysis. The methodology involving the setting of a purchase price and a sale price make it possible to establish a position on securities presenting a potential for future appreciation by the market.

Depending on the manager's convictions, the portfolio's construction can lead to a concentrated portfolio (fewer than 50 stocks).

In hedging, management will in particular use derivatives (especially futures) in order to desensitise the portfolio to market risk. It may also take positions in order to expose the portfolio to sectors of activity, geographical regions, style characteristics (growth stocks, high-yield stocks, discounted stocks, etc.) or indices in order to meet its investment objective.

In order for the UCITS to be eligible for PEAs, a minimum of 75% is invested at all times in financial instruments eligible for PEAs.

SRI approach implemented by the subfund

The initial investment universe is made up of European stocks of all capitalisations.

This SRI subfund systematically incorporates environmental and governance criteria into financial management.

This has an impact on the selection of portfolio securities.

The examples of indicators used for each of the E, S, and G criteria are as follows:

- Environmental indicators: environmental policy and actions, results of action plans put in place by the company, exposure of suppliers to environmental risks, positive or negative impact of products on the environment.
- Social indicators: attractiveness of the employer brand, employee retention, anti-discrimination, employee protection, exposure of suppliers to social risks, relations with civil society.
- Governance indicators: competence of the management team, checks and balances, respect for minority shareholders, business ethics.

The subfund focuses on selecting the top-rated issuers from an extra-financial perspective within their investment universe ("best in universe" approach). This subfund also invests in companies that have adopted a CSR approach and have an improving momentum in their ESG practices ("best efforts" approach).

The subfund applies two extra-financial filters in its stock-picking: after controversial sectors and practices are excluded, stocks must meet a minimum ESG rating requirement. These ratings are determined by the management company and applied to the entire portfolio.

The ESG rating of issuers in the portfolio must always be equal to 100%.

The ESG rating is out of 10 and is awarded to each issuer. This score is determined as follows:

- Governance: The Governance rating represents approximately 60% of the overall ESG score. This is a long-standing bias for La Financière de l'Echiquier, which has attached particular importance to this subject since the company's creation.
- Environmental and Social: Social and environmental criteria are combined to determine a Responsibility score. Its calculation takes into account the type of company:
 - For industrial stocks: the social and environmental criteria are equally weighted in the Responsibility score.
 - For service stocks: the "Social" score accounts for 2/3 of the "Responsibility" score, while the "Environmental" score represents 1/3 of the "Responsibility" score.

This rating may be lowered if significant controversy arises. The minimum ESG rating is set at 6/10 for this subfund

If a company's rating falls below the minimum required by the management company for the subfund, the position in the issuer would be sold in the best interests of the shareholders.

This ESG approach results in a selectivity rate (reduction of the investment universe as defined above) of at least 20%.

SRI label

In addition, and in order to meet the requirements of the French SRI label, the fund must obtain a better result than its benchmark for the following indicators:

- **Engaging Environmental Indicator** - Intensity of emissions generated (calculated according to the WACI methodology of Carbone4 Finance)
- **Engaging Governance Indicator** - ESG Controversy Score (rating measuring the management and occurrence of ESG controversies on topics such as the environment, consumer rights, human rights, labour rights, supplier management and governance)

Sustainable investment

A sustainable investment meets three criteria:

- the company's activity contributes positively to an **environmental or social objective**
- it **does not cause significant harm** to any of these objectives
- The company applies **good governance practices**

Investments considered sustainable within the meaning of the SFDR will represent at least 40% of the UCI's net assets. The details of the proprietary methodology applied by the management company to determine this percentage are described in the SFDR appendix of the UCI.

Consideration of principal adverse impacts

Lastly, the management team takes the principal adverse sustainability impacts into account in its investment decisions.

Pour une information plus détaillée sur la prise en compte des principales incidences négatives, l'investisseur est invité à se référer à l'article 4 de la politique SFDR de la société de gestion disponible sur le site internet : www.lfde.com.

Alignment with the taxonomy

The subfund may invest in environmentally sustainable economic activities. However, the ESG rating assigned to each security is the result of a global analysis that also takes into account social and governance criteria. It therefore does not allow a targeted approach to a particular objective of the European Taxonomy or to assess the degree of alignment of an investment.

In this case, the principle which states "do no significant harm" applies only to underlying investments which take into account European Union criteria in matters of environmentally sustainable economic activities and not the remaining portion of the underlying investments. The investments underlying the remaining portion of this financial product do not take into account the criteria of the European Union in matters of environmentally sustainable economic activities. The subfund is committed to a 0% alignment with the European Taxonomy.

Methodological limits

The SRI analysis approach for companies put in place by La Financière de l'Echiquier is based on a qualitative analysis of these players' environmental, social and governance practices. A number of limitations may be identified, in connection with the management company's methodology but also more broadly with the quality of the information available on these issues.

Analysis is largely based on qualitative and quantitative data communicated by the companies themselves, and is therefore dependent on the quality of this information. Although constantly improving, companies' ESG reports still remain fragmented and heterogeneous.

In order to make the analysis as relevant as possible, La Financière de l'Echiquier focuses on the points most likely to have a concrete impact on the companies surveyed and on society as a whole. These key issues are defined on a case-by-case basis, and are by definition not exhaustive.

Finally, although the management company's analysis methodology is intended to incorporate forward-looking elements that assure it of the environmental and social quality of the companies in which it invests, it is difficult to anticipate when controversies will arise, and these may prompt the management company to review its opinion on the ESG quality of an issuer in the portfolio ex-post.

In addition, the "best in universe" approach is based on a subjective analysis of ESG criteria. Thus, the management company's opinion of issuers may vary over time. Furthermore, the "best efforts" approach, which consists of selecting issuers with an improving momentum in their ESG practices, may have limits; certain issuers may not show sufficient progress relative to expectations.

For more detailed information on the rating methodology used for the subfund and its limits, investors should refer to the Transparency Code of La Financière de l'Echiquier available on www.lfde.com.

2. Assets used (excluding derivatives)

a) Equities:

The subfund is mainly invested in equities in European Union. It may also invest up to 25% outside the European Union (all geographical regions but up to a limit of 10% in emerging countries).

At least 60% of investments will be made in stocks representative of large caps (stock market capitalisation of over EUR 10 billion) and all business sectors. In addition, up to 40% of assets held by the subfund may be invested in European small and mid-caps (market capitalisation of less than EUR 1 billion and between EUR 1 and 10 billion respectively).

However, exposure (net of hedging) to equity markets will remain between 0% and 40% at all times.

b) Debt securities and money market instruments:

Up to 25% of the subfund's assets may be invested:

- in negotiable debt securities. The longest maturity of debt securities used for cash management shall be 5 years. The short-term securities used have a Standard & Poor's rating of investment grade or an equivalent rating by another ratings agency. Up to 10% of the subfund's assets may be invested in "speculative" or unrated negotiable debt securities.
- in bonds. In this regard, particular attention will be given to the credit quality of the companies that issue these securities.

Eligible securities are deemed investment grade, i.e., having a minimum Standard & Poor's rating of BBB- or equivalent or considered as such by the management team. The maximum maturity of bonds is 10 years.

Up to 10% of the subfund's assets may be invested in "speculative" or unrated bonds. No limits have been set for the proportion of bonds of sovereign and private issuers in the portfolio.

Prior to purchase and for monitoring purposes over the life of securities, the credit risk is assessed on the basis of research and analysis carried out in-house by La Financière de l'Echiquier and using the ratings produced by the rating agencies.

When securities are deemed speculative or unrated, their issuers belong to groups monitored by La Financière de l'Echiquier's internal research.

The ratings mentioned above are those used by the Fund manager at the time of the initial investment. If a rating is downgraded over the life of an investment, the manager will conduct an analysis on a case-by-case basis and decide whether or not to maintain the position concerned. The investment limits defined in relation to the assessment of credit risk by the rating agencies may therefore be adjusted slightly to reflect the management team's own analysis.

This part of the portfolio will be managed within a sensitivity range between 0 and 2.

3. Investment in the securities of other undertakings for collective investment

Up to 10% of the subfund's assets may be invested in units or shares of French and/or European UCITS and in retail investment funds. This will be a UCI in any AMF category provided it is not in conflict with investment strategy. It may be UCIs managed by the management company or by an associate company.

4. Derivatives

The subfund may invest in financial derivative instruments traded on regulated markets, unregulated markets, and/or over the counter. In this context, the subfund will exclusively take positions to hedge the portfolio against market risk and any currency risk, or to expose the portfolio in accordance with the investment strategy.

The instruments used may be:

- futures
- options
- forex forwards.

The overall risk is estimated by calculating the Value at Risk (VaR) of the portfolio. This method is described in title IV. Investment rules. The fund's gross exposure (sum of long and short positions) will be limited to 300% of assets. Additional information on the method is provided in title V. Overall Risk.

Financial instruments are entered into with intermediaries selected by the management company that have no say on the composition or management of the subfund's portfolio.

5. Securities with embedded derivatives

The manager may invest in securities with embedded derivatives (warrants, subscription certificates, convertible bonds, etc.) traded

on regulated markets or over-the-counter.

No rating restrictions apply to convertible bonds.

In this context, the manager may take positions to hedge and/or expose the portfolio to business sectors, geographical areas, interest rates, equities (small, mid or large cap stocks), currencies, securities and similar transferable securities or indices in order to achieve the investment objective.

The use of embedded derivatives, as opposed to the other derivative instruments listed above, will mainly be as a result of the manager seeking to optimise the hedging strategy, or, if appropriate, to improve the performance of the portfolio by reducing the costs related to the use of these financial instruments in order to achieve the investment objective.

In any event, the amounts invested in securities with embedded derivatives cannot exceed 10% of the net assets. The risk associated with this type of investment will be limited to the amount invested in the purchase.

6. Deposits

None

7. Cash borrowings

The subfund may borrow cash. Although the subfund may be in a debtor position temporarily as a result of its payment flows (investments and disposals in progress, subscriptions/redemptions, etc.) up to a limit of 10% of its assets, this does not form part of the investment objective.

8. Securities financing transactions

None

Risk profile

Your money will be principally invested in financial instruments selected by the management company. These instruments will be exposed to market trends and fluctuations.

Risk of capital loss:

Capital loss occurs when a security is sold for less than its purchase price. Investors are warned that they may not get back all the capital they initially invested. The Fund offers no capital guarantee or protection.

Risk related to discretionary management:

The discretionary management style applied to the Fund is based on the selection of stocks. There is a risk that Fund might not be invested in the best-performing securities at all times. The Fund may therefore not achieve its performance objective. Moreover, the net asset value of the Fund may post a negative performance.

Equity risk:

If the equities or indices to which the Fund portfolio is exposed should fall, the Fund's net asset value could also fall.

Risks associated with investments in small and mid-cap shares:

On markets trading in small and mid-caps, the volume of shares listed on the stock exchange is low. As a result, market downturns are more pronounced and more rapid than those trading in large

caps. The UCI's net asset value may therefore decline rapidly and significantly.

Impact of derivative products:

The possibility for the portfolio to invest in derivative products (futures, options, swaps, etc.) exposes it to sources of risk and therefore of added value that direct investment in securities cannot attain. Thus, the portfolio may be exposed to changes in volatility on the market or certain market segments. The portfolio may also invest in certain market segments or on the market as a whole more than the assets permit. In the event of overexposure and an unfavourable market trend, the fall in the UCI's net asset value would be even greater and faster. The use of derivative products enables, without changing the composition of the securities portfolio, to increase the portfolio's exposure to different risk factors, according to the expectations of our management teams, and to accentuate (or reduce) fluctuations in value.

Currency risk:

This is the risk of a fall in the investment currencies relative to the euro, the portfolio's reference currency. Should any of these currencies weaken against the euro, the net asset value may decline.

Interest rate risk:

The Fund's net asset value may fall if interest rates rise.

Credit risk:

Credit risk is the risk of a private issuer's credit rating being downgraded or of its defaulting. The value of debt securities or bonds in which the Fund invests may fall, causing the Fund's net asset value to decline.

Sustainability risk or risk linked to sustainable investment:

Any event or situation in the environmental, social or sustainable governance field (e.g. climate change, health and safety, companies that do not comply with regulations, such as serious criminal sanctions, etc.) that, if it occurs, could have an actual or potential negative impact on the value of the investment. The occurrence of such an event or situation could also lead to a change in the investment strategy of the UCITS, including the exclusion of the securities of some issuers. More specifically, the negative effects of sustainability risks could affect issuers via a series of mechanisms, especially: 1) lower revenues; 2) increased costs; 3) damages or depreciation in asset value; 4) higher cost of capital; and 5) fines or regulatory risks. Due to the nature of sustainability risks and specific subjects such as climate change, the probability that sustainability risks would have an impact on returns on financial products is likely to increase over the longer term

Eligible investors and typical investor profile

Target investors:

A share: All investors

G share: Reserved for distribution by financial intermediaries

I share: Reserved for institutional investors

Typical investor profile:

The subfund is intended for individuals or institutional investors who are aware of the risk inherent to holding shares in this type of

fund - which is high-risk due to its investment in equities, although this risk is partially hedged.

ECHIQUIER ALPHA MAJOR SRI may be used for variable-capital, unit-linked individual life insurance policies.

ECHIQUIER ALPHA MAJOR SRI may be used as an investment vehicle for UCITS managed by La Financière de l'Echiquier.

The appropriate amount to invest in ECHIQUIER ALPHA MAJOR SRI depends on the personal situation of the investor. In deciding how much to invest, shareholders should take into account their

personal assets and any business assets, their cash requirements at the time and in 5 years, and whether they are willing to take risks on equity markets. Investors are also strongly advised to diversify their investments sufficiently so as not to be exposed solely to the risks of this subfund.

Recommended investment duration

More than 5 years.

Methods for determining and appropriating distributable sums

Share class	Net income allocation	Realised net gain allocations
A share	Accumulation	Accumulation
G share	Accumulation	Accumulation
I share	Accumulation	Accumulation

Characteristics of the shares (currency, subdivision, etc.)

The I, G and A shares are denominated in euros and sub-divided into thousandths.

The initial value of the A share is fixed at 100 euros.

The initial value of the G share is fixed at 100 euros.

The initial value of the I share is fixed at 1,000 euros.

Subscription and redemption procedures

Subscriptions and redemptions are carried out in thousandths of shares.

The minimum initial subscription amount for the I share is 1,000,000 euros, with the exception of the management company, which may subscribe for only one share. Subsequent subscriptions may be carried out in thousandths of shares.

Subscription and redemption requests are centralised before 12 p.m. on every trading day (Paris time) by the depositary:

BNP PARIBAS SA

16, boulevard des Italiens, 75009 Paris

Postal address: Grands Moulins de Pantin, 9 Rue du Débarcadère, 93500 Pantin

And are executed on the basis of the next net asset value calculated using the closing price on the day the requests were centralised. Subscription and redemption requests arriving after 12 p.m. (Paris time) are executed on the basis of the net asset value calculated after the one mentioned above.

In some countries, subscriptions may be carried out according to procedures other than a single, one-off subscription. For Italy, details of the subscription procedures are provided on the subscription form.

The net asset value is calculated daily, except for days when the Paris stock market is closed and on official French public holidays.

T	T: Date of establishment of the net asset value	T+1 working day	T+2 working days
Centralisation before 12 p.m. of subscription and redemption orders	Execution of the order at the latest during day T	Calculation and publication of the net asset value	Payment for subscriptions and redemptions

Procedures for switching from one subfund (or one share) to another

It is possible to ask to switch (sale followed by simultaneous purchase) from one subfund to another (or between two shares of the same subfund).

However, these transactions will only be possible:

- on orders expressed in quantities
- on shares of subfunds expressed in the same currency
- on subfunds with the same net asset value calculation frequency and the same centralisation date
- on subfunds with the same subscription/redemption cut-off times

Orders are executed based on the next asset value calculated.

It should be specified that in the event of a switch:

- any prior notice is not applied

- it is the settlement-delivery date of the redemption that is applied to the two parts (subscription and redemption)

Finally, investors are reminded that depending on the tax system of their country, this transaction may trigger the application of tax on capital gains or losses on financial instruments.

Pursuant to Article L. 214-8-7 of the French Monetary and Financial Code, if, under exceptional circumstances it is deemed in the interest of the shareholders, the Fund's redemption of shares and its issue of new shares may be temporarily suspended by the management company.

The net asset value is available upon request from the management company on +33 (0)1.47.23.90.90 or on its website (www.lfde.com).

Fees and charges

Fees charged to the investor, deducted upon subscription and redemption	Basis	Rate
Subscription fee not retained by the UCITS	Net asset value x number of shares	Maximum of 3.00%
Subscription fee retained by the UCITS	Net asset value x number of shares	None
Redemption fee not retained by the UCITS	Net asset value x number of shares	None
Redemption fee retained by the UCITS	Net asset value x number of shares	None

Fees charged to the UCITS	Basis		Rate
1 Financial management costs Administrative fees external to the management company	Net assets	A share	Maximum of 1.80 % incl. tax
		G share	Maximum of 1.00 % incl. tax
		I share	Maximum of 0.75 % incl. tax
2 Maximum indirect fees (management fees and commissions)	Net assets		(*)
3 Transaction commissions received by the management company	Payable on each transaction or operation		None
4 Performance fee	Net assets	A, G, and I shares	15% including taxes of the Fund's outperformance, net of fixed management fees, relative to its benchmark index, provided the Fund's performance is positive

(*) The subfund may invest up to 10% of its assets in other UCIs if the management fees do not exceed 2.392%. For further information, please contact the management company.

The fees due for the management of the UCITS in application of 4° of II of Article L. 621-5-3 of the French Monetary and Financial Code; the exceptional and non-recurring duties, taxes, fees, and government rights (related to the subfund) are charged to the subfund.

In addition to the fees set out above, other fees may be borne by the subfund in certain circumstances, such as extraordinary and non-recurring costs relating to debt recovery or proceedings to assert a right, provided that these fees are consistently lower than the amounts recovered.

Furthermore, research expenses pursuant to article 314-21 of the AMF General Regulation may be billed to the subfund. Additional information on how these research expenses work is available from the management company.

Procedures for calculating the performance fee

Frequency of crystallisation of the performance fee and observation period

The frequency of crystallisation, i.e. the frequency at which the provisions for the performance fees can be definitively retained by the management company, is annual. The observation period runs from 1 April to 31 March.

However, following the change to the year-end of the SICAV on 31 March 2022, the period running from 31 December 2021 will be longer than one year because it is extended until 31 March 2023. It will then be each year from 1 April to 31 March.

Performance reference period

The performance reference period is the period during which the performance is measured and compared to that of the reference indicator, at the end of which the mechanism for compensating for past underperformance (or negative performance) can be reset. This period is set at five rolling years.

Reference indicator

80% COMPOUNDED €STER + 20% MSCI EUROPE NR

Calculation method

The performance fee is provisioned at each net asset value.

The performance fee is adjusted at each net asset value calculation, on the basis of 15% including all taxes of the outperformance of the fund compared to the reference indicator, on the condition that the fund's performance is positive (the net asset value is higher than the net asset value at the start of the period).

If the UCI underperforms the benchmark, this provision is adjusted through writebacks. Provision writebacks are capped at the level of the allocations made.

The methodology applied for the calculation of performance fees is based on the "fictional asset" calculation method, which simulates a fictional asset subject to the same subscription and redemption conditions as the original fund, incremented by the performance of the benchmark. This fictional asset is then compared with the performance of the fund's actual assets. The difference between the two assets therefore gives the fund's outperformance relative to its reference indicator.

Payment of the performance fee and catch-up period

- In the event that the fund has outperformed at the end of the observation period and that it has a positive performance, the management company takes the fees provisioned for and a new observation period starts.
- In the event that the fund has outperformed at the end of the observation period and has a negative performance, the management company takes no performance fee but a new observation period starts.
- In the case that the fund has underperformed its reference indicator at the end of the observation period, no fee is charged and the initial observation period is extended by 12 months (catch-up period) so that this underperformance may be compensated for before a performance fee becomes payable again.

The observation period may be extended as such by up to five years (reference period). Beyond that, if the residual underperformance has not been caught up, it will be abandoned. If a year of underperformance has occurred within this first 5-year period and has not been caught up by the end of this first period, a new period of up to 5 years will begin from this new year of underperformance.

When shares are redeemed, if there is a provision for performance fees, the amount proportional to the redeemed shares is paid to the management company.

Examples

First case: the fund outperforms its index in each observation period. Fees are taken for each observation period, and each observation period will be 12 months.

Second case: Depending on the observation periods, the fund underperforms or outperforms its benchmark:

	Fund performance	Index performance	Relative performance over the year	Underperformance of the previous year to be offset	Net relative performance	Underperformance to be offset over the next year	Performance fee	Performance fee calculation
Year 1	5%	0%	5%	0%	5%	0%	Yes	15% x 5%
Year 2	3%	3%	0%	0%	0%	0%	No	-
Year 3	-5%	0%	-5%	0%	-5%	-5%	No	-
Year 4	5%	2%	3%	-5%	-2%	-2%	No	-
Year 5	7%	5%	2%	-2%	0%	0%	No	-
Year 6	10%	5%	5%	0%	5%	0%	Yes	15% x 5%
Year 7	9%	4%	5%	0%	5%	0%	Yes	15% x 5%
Year 8	-15%	-5%	-10%	0%	-10%	-10%	No	-
Year 9	-2%	-4%	2%	-10%	-8%	-8%	No	-
Year 10	0%	-2%	2%	-8%	-6%	-6%	No	-
Year 11	2%	0%	2%	-6%	-4%	-4%	No	-
Year 12	10%	10%	0%	-4%	-4%	0%*	No	-
Year 13	6%	4%	2%	0%	2%	0%	Yes	15% x 2%
Year 14	-6%	0%	-6%	0%	-6%	-6%	No	-
Year 15	4%	2%	2%	-6%	-4%	-4%	No	-
Year 16	6%	4%	2%	-4%	-2%	-2%	No	-
Year 17	10%	14%	-4%	-2%	-6%	-6%	No	-
Year 18	7%	7%	0%	-6%	-6%	-4%**	No	-
Year 19	6%	1%	5%	-4%	1%	0%	Yes	15% x 1%

* The underperformance of year 12 to be offset in the following year (year 13) is 0% and not -4% ("theoretical" underperformance to be offset the following year). The residual underperformance of year 8 that was not fully offset in the subsequent years is abandoned since the five-year reference period expired (the underperformance of year 8 could only be offset until year 12).

**The underperformance of year 18 to be offset in the following year (year 19) is -4% and not -6% ("theoretical" underperformance to be offset the following year). The share of the residual underperformance of year 14 (-2%) that was not fully offset in the subsequent years is abandoned since the five-year reference period expired (the underperformance of year 14 could only be offset until year 18).

ECHIQUIER SHORT TERM CREDIT subfund

- A share ISIN code: FR0010839282
- I share ISIN code: FR0013390564

Investment objective

The objective of the ECHIQUIER SHORT TERM CREDIT subfund is to achieve performance equal to or greater than that of its benchmark by selecting fixed-income products through rigorous credit risk management.

Benchmark

The benchmark of ECHIQUIER SHORT TERM CREDIT is the index consisting of 65% Compounded €STER and 35% IBOXX EURO CORPORATE 1-3 YEARS.

Given that the UCITS is not index-linked, the subfund does not aim to replicate the composition of this index in any way.

The IBOXX EURO CORPORATE 1-3 YEARS index is representative of the performance of corporate bonds in euros. It is calculated in euros with coupons reinvested. The administrator of the IBOXX EURO CORPORATE 1-3 YEARS index is IHS Markit Benchmark Administration Limited.

The composite index uses the compounded €STER (Bloomberg code: OISESTR). The €STER (Euro Short Term Rate) is a daily rate that reflects the overnight unsecured borrowing costs for eurozone banks. It is published by the European Central Bank.

The administrator of the benchmark, IHS Markit Benchmark Administration Limited included in the register of administrators and benchmarks kept by the ESMA.

Investment strategy

1. Strategies used

The strategy of the subfund complies with the provisions of Article 8 of the SFDR.

The management of ECHIQUIER SHORT TERM CREDIT is based on a rigorous selection of securities (bonds and debt securities) denominated in euros without any constraint of allocation by type of issuer, sovereign or private, country, or sector. However, the manager favours private issues and in euros, with exposure to other currencies remaining ancillary.

Management is achieved through a variety of strategies combining:

- a top-down approach (researching the economic environment in the eurozone then selecting securities) based on macroeconomic criteria to derive the strategy for exposure to interest rate risk.
- a bottom-up approach (analysing the characteristics of each issuer and issue) based on microeconomic criteria and internal or external financial research to determine the portfolio's exposure to specific risks (sector, issuers, securities).

The aim of the investment strategy, based on the management of interest rate and credit risk, is to choose primarily short/medium-term securities.

The minimum proportion of instruments having a remaining maturity of more than 1 year will be 35% of assets, including a minimum of 20% on securities of more than 2 years. However, no security in the portfolio may have a maturity of more than 5 years.

The goal of the subfund is to be managed within a sensitivity range between 0 and 2.

The subfund systematically incorporates environmental, social and governance criteria. The examples of indicators used for each of the E, S, and G criteria are as follows:

- Environmental indicators: environmental policy and actions, results of action plans put in place by the company, exposure of suppliers to environmental risks, positive or negative impact of products on the environment
- Social indicators: attractiveness of the employer brand, employee retention, anti-discrimination, employee protection, exposure of suppliers to social risks, relations with civil society.
- Governance indicators: competence of the management team, checks and balances, respect for minority shareholders, business ethics.

The extra-financial objectives used in the fund's management consist of:

- > Carrying out an ESG analysis of the issuers (minimum 90%)

An ESG rating out of 10 is awarded to each issuer. This rating is established using an in-house methodology by the management company and is composed as follows:

- Governance: The Governance score represents around 60% of the overall ESG rating. This is a historical stake for La Financière de l'Echiquier, which since its creation has attached particular importance to this aspect.
- Environmental and Social: Social and environmental criteria are combined to determine a "Responsibility" score. Its calculation takes into account the type of company:
 - For industrial stocks: the social and environmental criteria are equally weighted in the "Responsibility" score.
 - For services stocks: the "Social" score accounts for 2/3 of the "Responsibility" score, while the "Environmental" score represents 1/3 of the "Responsibility" score.

- > Having an average ESG rating higher than the investment universe.

- > Implementing an exclusion approach through sector and norms-based exclusions.

- > Using a filter based on ESG convictions (application of a minimum rating).

Sustainable investment

A sustainable investment meets three criteria:

- the company's activity contributes positively to an **environmental** or **social objective**
- it **does not cause significant harm** to any of these objectives
- The company applies **good governance practices**

Investments considered sustainable within the meaning of the SFDR will represent at least 10% of the UCI's net assets. The details of the proprietary methodology applied by the management company to determine this percentage are described in the SFDR appendix of the UCI.

Consideration of principal adverse impacts

Lastly, the management team takes the principal adverse sustainability impacts into account in its investment decisions.

Pour une information plus détaillée sur la prise en compte des principales incidences négatives, l'investisseur est invité à se référer à l'article 4 de la politique SFDR de la société de gestion disponible sur le site internet : www.lfde.com.

Alignment with the taxonomy

The subfund may invest in environmentally sustainable economic activities. However, the ESG rating assigned to each security is the result of a global analysis that also takes into account social and governance criteria. It therefore does not allow a targeted approach to a particular objective of the European Taxonomy or to assess the degree of alignment of an investment.

In this case, the principle which states "do no significant harm" applies only to underlying investments which take into account European Union criteria in matters of environmentally sustainable economic activities and not the remaining portion of the underlying investments. The investments underlying the remaining portion of this financial product do not take into account the criteria of the European Union in matters of environmentally sustainable economic activities. The subfund is committed to a 0% alignment with the European Taxonomy.

The methodological limits of the ESG approach mainly concern the reliability of the extra-financial data published by the issuers and the subjective nature of the rating system applied by the management company.

For more detailed information on the extra-financial rating methodology used for the subfund and its limits, investors should visit the website www.lfde.com.

2. Assets used (excluding derivatives)

a) Equities:

None.

b) Fixed-income products, debt securities, and money market instruments:

Geographical scope of issuers	Eurozone	Between 80% and 100% of net assets
	Other European countries	Between 0% and 20% of net assets
	Other OECD countries (excluding European countries)	Up to 10% of net assets

The European countries are the countries of the European Union, the countries of the European Free Trade Agreement and the United Kingdom.

The manager will invest in all types of securities (bonds, convertible bonds within the limit of 10%, debt securities, subordinated bank debt, etc.) excluding hybrid corporate bonds and contingent convertible bonds and any securities with a residual maturity of over 5 years.

These will include securities issued by issuers deemed speculative by credit rating agencies (between 20% and 50% of net assets) as well as unrated issues. When securities are deemed speculative or unrated, they are issued by issuers belong to groups monitored by La Financière de l'Echiquier's internal research.

For securities that are unrated and not monitored by La Financière de l'Echiquier's in-house research department, it is specified that, if a rating is downgraded over the life of an investment, the manager will conduct an analysis on a case-by-case basis and decide whether to maintain the position in question.

3. Investment in the securities of other undertakings for collective investment

Up to 10% of the subfund's assets may be invested in securities of other French and/or European UCITS and in retail investment funds. These may be UCIs in any AMF category. The subfund may invest in UCIs of the management company or an associate company.

4. Derivatives

The subfund may invest in financial derivative instruments traded on regulated markets. In this context, the subfund will take positions to reduce the portfolio's exposure to interest rate risks and possibly against currency risk. The subfund may also generate exposure to derivatives for the purpose of managing interest rate risk.

The instruments used are:

- interest rate and currency futures
- interest rate and currency options
- interest rate and currency swaps.

These transactions shall be limited to 100% of the subfund's assets.

Financial instruments are entered into with intermediaries selected by the management company that have no say on the composition or management of the fund's portfolio.

5. Securities with embedded derivatives

a) Bonds with early redemption options: the manager may use these bonds ("callable" or "puttable") on the entire bond segment.
b) Other securities with embedded derivatives: the manager may invest up to 10% of the net assets in convertible bonds traded on regulated or over-the-counter markets. No rating restrictions apply to convertible bonds.

6. Deposits

The subfund may use term deposits for up to a limit of 20% of its net assets.

7. Cash borrowings

The subfund may borrow cash. Although the subfund may be in a debtor position temporarily as a result of its payment flows (investments and disposals in progress, subscription/redemption transactions, etc.) up to a limit of 10% of its assets, this does not form part of its investment objective.

8. Securities financing transactions

None

Risk profile

Your money will be principally invested in financial instruments selected by the management company. These instruments will be exposed to market trends and fluctuations.

Credit risk:

Credit risk is the risk of a private issuer's credit rating being downgraded or of its defaulting. The value of debt securities or bonds in which the Fund invests may fall, causing the Fund's net asset value to decline.

"High Yield" speculative securities risk:

Speculative securities have a higher default risk than Investment Grade securities. In the event of a fall in those securities, the net asset value may fall. In addition, as these types of instruments may be traded in low volumes, market movements may therefore be more pronounced, whether upward or downward.

Interest rate risk:

The Fund's net asset value may fall if interest rates rise.

Risk of capital loss:

Capital loss occurs when a security is sold for less than its purchase price. Investors are warned that they may not get back all the capital they initially invested. The Fund offers no capital guarantee or protection.

Currency risk:

This is the risk of a fall in the investment currencies relative to the euro, the portfolio's reference currency. Should any of these currencies weaken against the euro, the net asset value may decline.

Sustainability risk or risk linked to sustainable investment:

Any event or situation in the environmental, social or sustainable governance field (e.g. climate change, health and safety, companies that do not comply with regulations, such as serious criminal sanctions, etc.) that, if it occurs, could have an actual or potential negative impact on the value of the investment. The occurrence of such an event or situation could also lead to a change in the investment strategy of the UCITS, including the exclusion of the securities of some issuers. More specifically, the negative effects of sustainability risks could affect issuers via a series of mechanisms, especially: 1) lower revenues; 2) increased costs; 3) damages or depreciation in asset value; 4) higher cost of capital; and 5) fines or regulatory risks. Due to the nature of sustainability risks and specific subjects such as climate change, the probability that sustainability risks would have an impact on returns on financial products is likely to increase over the longer term.

Eligible investors and typical investor profile

Target investors:

A share: All investors

I share: Reserved for institutional investors

Typical investor profile:

The subfund is intended for individuals and entities who are aware of the risks involved in holding shares in such a UCITS: risks of investing in debt securities.

ECHIQUIER SHORT TERM CREDIT may be used as an investment vehicle for UCITS managed by La Financière de l'Echiquier.

The appropriate amount to invest in this subfund depends on the personal situation of the investor. In deciding how much to invest, investors should take into account their personal and any business assets, their cash requirements at the time and in 1 year, and whether they are willing to take risks on fixed-income and credit markets. Investors are also strongly advised to diversify their investments sufficiently so as not to be exposed solely to the risks of this subfund.

Recommended investment duration

More than 1 year.

Methods for determining and appropriating distributable sums

Share class	Net income allocation	Realised net gain allocations
A share	Accumulation	Accumulation
I share	Accumulation	Accumulation

Share characteristics: (base currencies, fractional units, etc.)

The A and I shares are denominated in euros and sub-divided into thousandths.

The initial value of the A share is fixed at 100 euros.

The initial value of the I share is fixed at 1,000 euros.

Subscription and redemption procedures

Subscriptions and redemptions are carried out in thousandths of shares.

The minimum initial subscription amount for the I share is 1,000,000 euros, with the exception of the management company, which may subscribe for only one share. Subsequent subscriptions may be carried out in thousandths of shares.

Subscription and redemption requests are centralised before 12 p.m. on every trading day (Paris time) by the depositary:

BNP PARIBAS SA

16, boulevard des Italiens, 75009 Paris

Postal address: Grands Moulins de Pantin, 9 Rue du Débarcadère, 93500 Pantin

And are executed on the basis of the next net asset value calculated using the closing price on the day the requests were centralised. Subscription and redemption requests arriving after 12 p.m. (Paris time) are executed on the basis of the net asset value calculated after the one mentioned above.

The net asset value is calculated daily, except for days when the Paris stock market is closed and on official French public holidays.

T	T: Date of establishment of the net asset value	T+1 working day	T+2 working days
Centralisation before 12 p.m. of subscription and redemption orders	Execution of the order at the latest during day T	Calculation and publication of the net asset value	Payment for subscriptions and redemptions

Procedures for switching from one subfund (or one share) to another

It is possible to ask to switch (sale followed by simultaneous purchase) from one subfund to another (or between two shares of the same subfund).

However, these transactions will only be possible:

- on orders expressed in quantities
- on shares of subfunds expressed in the same currency
- on subfunds with the same net asset value calculation frequency and the same centralisation date
- on subfunds with the same subscription/redemption cut-off times

Orders are executed based on the next asset value calculated.

It should be specified that in the event of a switch:

- any prior notice is not applied
- it is the settlement-delivery date of the redemption that is applied to the two parts (subscription and redemption)

Finally, investors are reminded that depending on the tax system of their country, this transaction may trigger the application of tax on capital gains or losses on financial instruments.

Pursuant to Article L. 214-8-7 of the French Monetary and Financial Code, if, under exceptional circumstances, it is deemed in the interest of the holders, the SICAV's redemption of shares and its issue of new shares may be temporarily suspended by the management company.

The net asset value is available upon request from the management company on +33 (0)1.47.23.90.90 or on its website (www.lfde.com).

Fees and charges

Fees charged to the investor, deducted upon subscription and redemption	Basis	Rate
Subscription fee not retained by the UCITS	Net asset value x number of shares	None
Subscription fee retained by the UCITS	Net asset value x number of shares	None
Redemption fee not retained by the UCITS	Net asset value x number of shares	None
Redemption fee retained by the UCITS	Net asset value x number of shares	None

Fees charged to the UCITS	Basis		Rate
Financial management costs		A share	Maximum of 0.40 % incl. tax
1 Administrative fees external to the management company	Net assets	I share	Maximum of 0.15 % incl. tax
2 Maximum indirect fees (management fees and commissions)	Net assets		(*)
3 Transaction commissions received by the management company	Payable on each transaction or operation		None
4 Performance fee	Net assets		None

(*) The subfund may invest up to 10% of its assets in other UCIs if the management fees do not exceed 2.392%. For further information, please contact the management company.

The fees due for the management of the UCITS in application of 4° of II of Article L. 621-5-3 of the French Monetary and Financial Code; the exceptional and non-recurring duties, taxes, fees, and government rights (related to the subfund) are charged to the subfund.

In addition to the fees set out above, other fees may be borne by the subfund in certain circumstances, such as extraordinary and non-recurring costs relating to debt recovery or proceedings to assert a right, provided that these fees are consistently lower than the amounts recovered.

Furthermore, research expenses pursuant to article 314-21 of the AMF General Regulation may be billed to the subfund. Additional information on how these research expenses work is available from the management company.

ECHIQUIER WORLD NEXT LEADERS subfund

- A share ISIN code: FR0011449602
- F share ISIN code: FR0013423365
- K share ISIN code: FR0013423357
- IXL USD H share ISIN code: FR0014003IX3

Classification

International equities

Investment objective

ECHIQUIER WORLD NEXT LEADERS is a UCITS managed in a dynamic and discretionary manner through stock-picking on international equity markets and more specifically in companies considered by the management team to be innovative and emerging global leaders (high growth potential) in traditional or burgeoning sectors.

The objective of the UCITS is to deliver over the recommended investment period a performance net of fees greater than that of its benchmark, the MSCI All Country Index Net Return (Euro) net dividends reinvested. However, it is not the subfund's objective to reproduce the performance of this index, and the portfolio's composition may therefore differ substantially from that of the benchmark index.

Benchmark

The MSCI All Country World Index NET RETURN EUR is calculated in euros with dividends reinvested (Bloomberg code: M7WD). It includes listed stocks in 50 countries, including developed and emerging countries.

The administrator MSCI Limited of the benchmark MSCI All Country World Index is included in the register of administrators and benchmarks kept by the ESMA.

In accordance with Regulation (EU) 2016/1011 of the European Parliament and of the Council of 8 June 2016, the management company has a procedure for monitoring the benchmark indices used, describing the measures to be implemented in the event of substantial changes to an index or should that index no longer be provided.

Investors are advised that the portfolio's composition may differ from that of the benchmark index.

Investment strategy

1. Strategies used

The subfund implements an active and discretionary management strategy in accordance with Article 8 of the SFDR. It focuses on international equity markets.

The management of ECHIQUIER WORLD NEXT LEADERS is based on a rigorous stock-picking process, involving direct meetings with the companies in which the subfund invests.

The management company undertakes to take part at all times, in the votes of the General Meetings of the companies included in the portfolio. For more information, investors should refer to the Voting Policy available on www.lfde.com.

A fundamental analysis is then carried out on each company, using a rating framework developed in-house that assesses several criteria including:

- the quality of the company's management
- the quality of its financial structure
- visibility on future earnings
- the growth prospects for its business
- environmental and social aspects
- the speculative nature of the stock.

The selected securities therefore underwent a highly selective qualitative process. The methodology involving the setting of a purchase price and a sale price make it possible to establish a position on securities presenting a potential for future appreciation by the market.

The investment strategy is intended to select stocks which, according to the analysis conducted by the management company, provide the best current or potential growth, and have the criteria to be tomorrow's leaders in their area, in all regions of the world and all sectors.

Depending on the manager's convictions, the portfolio's construction can lead to a concentrated portfolio (fewer than 50 stocks).

ECHIQUIER WORLD NEXT LEADERS has a minimum 60% exposure to the equities of the eurozone and/or international and emerging markets. Its maximum exposure to this scope is 50% of assets.

The subfund systematically incorporates environmental, social and governance criteria. The examples of indicators used for each of the E, S, and G criteria are as follows:

- Environmental indicators: environmental policy and actions, results of action plans put in place by the company, exposure of suppliers to environmental risks, positive or negative impact of products on the environment
- Social indicators: attractiveness of the employer brand, employee retention, anti-discrimination, employee protection, exposure of suppliers to social risks, relations with civil society.
- Governance indicators: competence of the management team, checks and balances, respect for minority shareholders, business ethics.

The extra-financial objectives used in the fund's management consist of:

> Carrying out an ESG analysis of the issuers (minimum 90%)

An ESG rating out of 10 is awarded to each issuer. This rating is established using an in-house methodology by the management company and is composed as follows:

- **Governance:** The Governance score represents around 60% of the overall ESG rating. This is a historical stake for La Financière de l'Echiquier, which since its creation has attached particular importance to this aspect.
- **Environmental and Social:** Social and environmental criteria are combined to determine a "Responsibility" score. Its calculation takes into account the type of company:
 - For industrial stocks: the social and environmental criteria are equally weighted in the "Responsibility" score.
 - For services stocks: the "Social" score accounts for 2/3 of the "Responsibility" score, while the "Environmental" score represents 1/3 of the "Responsibility" score.

➤ Having an average ESG rating higher than the investment universe.

➤ Implementing an exclusion approach through sector and norms-based exclusions.

➤ Using a filter based on ESG convictions (application of a minimum rating).

Sustainable investment

A sustainable investment meets three criteria:

- the company's activity contributes positively to an **environmental or social objective**
- it **does not cause significant harm** to any of these objectives
- The company applies **good governance practices**

Investments considered sustainable within the meaning of the SFDR will represent at least 10% of the UCI's net assets. The details of the proprietary methodology applied by the management company to determine this percentage are described in the SFDR appendix of the UCI.

Consideration of principal adverse impacts

Lastly, the management team takes the principal adverse sustainability impacts into account in its investment decisions.

Pour une information plus détaillée sur la prise en compte des principales incidences négatives, l'investisseur est invité à se référer à l'article 4 de la politique SFDR de la société de gestion disponible sur le site internet : www.lfde.com.

Alignment with the taxonomy

The subfund may invest in environmentally sustainable economic activities. However, the ESG rating assigned to each security is the result of a global analysis that also takes into account social and governance criteria. It therefore does not allow a targeted approach to a particular objective of the European Taxonomy or to assess the degree of alignment of an investment.

In this case, the principle which states "do no significant harm" applies only to underlying investments which take into account European Union criteria in matters of environmentally sustainable economic activities and not the remaining portion of the underlying investments. The investments underlying the remaining portion of this financial product do not take into account the criteria of the European Union in matters of environmentally sustainable economic activities. The subfund is committed to a 0% alignment with the European Taxonomy.

The methodological limits of the ESG approach mainly concern the reliability of the extra-financial data published by the issuers and the subjective nature of the rating system applied by the management company.

For more detailed information on the extra-financial rating methodology used for the subfund and its limits, investors should visit the website www.lfde.com.

2. Assets used (excluding derivatives)

a) Equities:

At all times, a minimum of 75% of the net assets of ECHIQUIER WORLD NEXT LEADERS will be invested in listed equities.

These will mainly be stocks whose market capitalisation is below 20 bn euros, including up to 10% of its net assets in small caps (less than 500 million euros).

Compliance with the market capitalisation criterion is assessed at the time of the initial investment in the equities in question. The rigorous stock picking is not intended to meet any objective in terms of sector allocation.

Use of emerging market equities is limited to 50% of assets.

b) Debt securities and money market instruments:

For cash management purposes, and up to a limit of 25%, the subfund may invest:

- in negotiable debt securities. The longest maturity of debt securities used for the subfund's cash management shall be 5 years. The short-term securities used have a Standard & Poor's rating of investment grade or an equivalent rating by another ratings agency.
- in bonds. The maximum maturity of bonds is 12 years. In this regard, particular attention will be given to the credit quality of the companies that issue these securities. Eligible securities are deemed investment grade, i.e., having a minimum Standard & Poor's rating of BBB- or equivalent or considered as such by the management team. No limits have been set for the proportion of bonds of sovereign and private issuers in the portfolio.

Prior to purchase and for monitoring purposes over the life of securities, the credit risk is assessed on the basis of research and analysis carried out in-house by La Financière de l'Echiquier and using the ratings produced by the rating agencies.

The ratings mentioned above are those used by the Fund manager at the time of the initial investment. If a rating is downgraded over the life of an investment, the manager will conduct an analysis on a case-by-case basis and decide whether or not to maintain the position concerned. The investment limits defined in relation to the assessment of credit risk by the rating agencies may therefore be adjusted slightly to reflect the management team's own analysis.

3. Investment in the securities of other undertakings for collective investment

Up to 10% of the subfund's assets may be invested in units or shares of French and/or European UCITS and in retail investment

funds. These may be UCIs in any AMF category. The subfund may invest in UCITS of the management company or an associate company.

4. Derivatives

The subfund may invest in financial derivative instruments traded on international regulated markets, unregulated markets, and/or over the counter.

These instruments may be used on a discretionary basis to:

- Hedge the portfolio against currency risk and against equity risk when the manager anticipates a significant deterioration in market performance
- Occasionally expose the portfolio to equity risk during significant subscription transactions. The subfund does not, in any event, intend to implement a strategy of over-exposing the portfolio to equity risk.

The instruments used are:

- index futures
- options on securities and indices
- currency options
- and forex forwards

These transactions shall be limited to 100% of the subfund's assets.

Financial instruments are entered into with intermediaries selected by the management company that have no say on the composition or management of the subfund's portfolio.

5. Securities with embedded derivatives

The manager may invest in securities with embedded derivatives (warrants, subscription certificates, etc.) traded on eurozone and/or international regulated markets or over the counter.

The use of embedded derivatives, as opposed to the other derivative instruments listed above, will mainly be as a result of the manager seeking to optimise the hedging strategy, or, if appropriate, to improve the performance of the portfolio by reducing the costs related to the use of these financial instruments in order to achieve the investment objective.

In any event, the amounts invested in securities with embedded derivatives cannot exceed 10% of the net assets. The risk associated with this type of investment will be limited to the amount invested in the purchase.

6. Deposits

None

7. Cash borrowings

The subfund may borrow cash. Although the Fund may be in a debtor position temporarily as a result of its payment flows (investments and disposals in progress, subscription/redemption transactions, etc.) for up to a limit of 10% of its assets, this is not part of its investment objective.

8. Securities financing transactions

None

Risk profile

Your money will be principally invested in financial instruments selected by the management company. These instruments will be exposed to market trends and fluctuations.

Risk of capital loss:

Capital loss occurs when a security is sold for less than its purchase price. Investors are warned that they may not get back all the capital they initially invested. The Fund offers no capital guarantee or protection.

Equity risk:

If the equities or indices to which the Fund portfolio is exposed should fall, the Fund's net asset value could also fall.

Risks associated with investments in small and mid-cap shares:

On markets trading in small and mid-caps, the volume of shares listed on the stock exchange is low. As a result, market downturns are more pronounced and more rapid than those trading in large caps. The UCI's net asset value may therefore decline rapidly and significantly.

Risks associated with investing in emerging countries:

There is a risk associated with investments in emerging countries, mainly in relation to the operating and supervision conditions of these markets, which may deviate from the standards prevailing on the large international markets, or arising from political or regulatory factors. Market fluctuations (up or down) may be sharper and more sudden than on the major international stock exchanges. The UCI's net asset value may therefore have the same behaviour.

Currency risk:

This is the risk of a fall in the investment currencies relative to the euro, the portfolio's reference currency. Should any of these currencies weaken against the euro, the net asset value may decline.

Risk related to discretionary management:

The discretionary management style applied to the Fund is based on the selection of stocks. There is a risk that Fund might not be invested in the best-performing securities at all times. The Fund may therefore not achieve its performance objective. Moreover, the net asset value of the Fund may post a negative performance.

Interest rate risk:

The Fund's net asset value may fall if interest rates rise.

Sustainability risk or risk linked to sustainable investment:

Any event or situation in the environmental, social or sustainable governance field (e.g. climate change, health and safety, companies that do not comply with regulations, such as serious criminal sanctions, etc.) that, if it occurs, could have an actual or potential negative impact on the value of the investment. The occurrence of such an event or situation could also lead to a change in the investment strategy of the UCITS, including the exclusion of the securities of some issuers. More specifically, the negative effects of sustainability risks could affect issuers via a series of mechanisms, especially: 1) lower revenues; 2) increased costs; 3) damages or depreciation in asset value; 4) higher cost

of capital; and 5) fines or regulatory risks. Due to the nature of sustainability risks and specific subjects such as climate change, the probability that sustainability risks would have an impact on returns on financial products is likely to increase over the longer term.

Eligible investors and typical investor profile

Target investors:

A share: All investors

F share: Founder subscribers

K share: Reserved for institutional investors and distribution by financial intermediaries

IXL USD H share: Reserved for institutional investors

Typical investor profile:

The subfund is intended for individuals or institutional investors who are aware of the inherent risk in holding shares in such a subfund, which is a high risk due to investment in listed equities around the world.

ECHIQUIER WORLD NEXT LEADERS may be used for variable-capital, unit-linked individual life insurance policies.

ECHIQUIER WORLD NEXT LEADERS may be used as an investment vehicle for UCITS managed by La Financière de l'Echiquier.

The appropriate amount to invest in ECHIQUIER WORLD NEXT LEADERS depends on the personal situation of the investor. In deciding how much to invest, shareholders should take into account their personal assets and any business assets, their cash requirements at the time and in 5 years, and whether they are willing to take risks on equity markets. Investors are also strongly advised to diversify their investments sufficiently so as not to be exposed solely to the risks of this subfund.

Recommended investment duration

More than 5 years.

Methods for determining and appropriating distributable sums

Share class	Net income allocation	Realised net gain allocations
A share	Accumulation	Accumulation
F share	Accumulation	Accumulation
K share	Accumulation	Accumulation

Share characteristics: (base currencies, fractional units, etc.)

The A, F, K and IXL shares are denominated in euros and sub-divided into thousandths.

The IXL USD H share is hedged against the dollar exchange risk.

The initial value of the A share is fixed at 100 euros.

The initial value of the F share is fixed at 1,000 euros.

The initial value of the K share is fixed at 100 euros.

The initial value of the IXL USD H share is fixed at 1,000 euros.

Subscription and redemption procedures

Subscriptions and redemptions are carried out in thousandths of shares.

The minimum initial subscription amount for the F shares is 500,000 euros, with the exception of the management company, which may subscribe for only one share. This share will be closed to subscription when the subfund reaches an outstanding amount of EUR 50 million, except for "founder subscribers", who will be able to continue to subscribe to this share.

The minimum initial subscription amount for IXL shares is 30,000,000 euros, with the exception of the management company, which may subscribe for only one share on its own behalf.

Subscription and redemption requests are centralised before 12 p.m. on every trading day (Paris time) by the depositary:

BNP PARIBAS SA

16, boulevard des Italiens, 75009 Paris

Postal address: Grands Moulins de Pantin, 9 Rue du Débarcadère, 93500 Pantin

And are executed on the basis of the next net asset value calculated using the closing price on the day the requests were centralised. Subscription and redemption requests arriving after 12 p.m. (Paris time) are executed on the basis of the net asset value calculated after the one mentioned above.

In some countries, subscriptions may be carried out according to procedures other than a single, one-off subscription. For Italy, details of the subscription procedures are provided on the subscription form.

The net asset value is calculated daily, except for days when the Paris stock market is closed and on official French public holidays.

T	T: Date of establishment of the net asset value	T+1 working day	T+2 working days
Centralisation before 12 p.m. of subscription and redemption orders	Execution of the order at the latest during day T	Calculation and publication of the net asset value	Payment for subscriptions and redemptions

Procedures for switching from one subfund (or one share) to another

It is possible to ask to switch (sale followed by simultaneous purchase) from one subfund to another (or between two shares of the same subfund).

However, these transactions will only be possible:

- on orders expressed in quantities
- on shares of subfunds expressed in the same currency
- on subfunds with the same net asset value calculation frequency and the same centralisation date
- on subfunds with the same subscription/redemption cut-off times

Orders are executed based on the next asset value calculated.

It should be specified that in the event of a switch:

- any prior notice is not applied
- it is the settlement-delivery date of the redemption that is applied to the two parts (subscription and redemption)

Finally, investors are reminded that depending on the tax system of their country, this transaction may trigger the application of tax on capital gains or losses on financial instruments.

Pursuant to Article L. 214-8-7 of the French Monetary and Financial Code, if, under exceptional circumstances, it is deemed in the interest of the holders, the SICAV's redemption of shares and its issue of new shares may be temporarily suspended by the management company.

The net asset value is available upon request from the management company on +33 (0)1.47.23.90.90 or on its website (www.lfde.com).

Fees and charges

Fees charged to the investor, deducted upon subscription and redemption	Basis	Rate
Subscription fee not retained by the UCITS	Net asset value x number of shares	Maximum of 3.00%
Subscription fee retained by the UCITS	Net asset value x number of shares	None
Redemption fee not retained by the UCITS	Net asset value x number of shares	None
Redemption fee retained by the UCITS	Net asset value x number of shares	None

Fees charged to the UCITS	Basis		Rate
1 Financial management costs Administrative fees external to the management company	Net assets	A share	Maximum of 1.65 % incl. tax
		F share	Maximum of 0.75 % incl. tax
		K share	Maximum of 1.00 % incl. tax
		IXL USD H share:	Maximum of 0.70 % incl. tax
2 Maximum indirect fees (management commissions and fees)	Net assets		(*)
3 Transaction commissions received by the management company	Payable on each transaction or operation		None
4 Performance fee	Net assets	A share	15% including taxes of the Fund's outperformance, net of fixed management fees, relative to its benchmark index, provided the Fund's performance is positive.
		F share	None
		K share	None
		IXL USD H share	None

(*) The subfund may invest up to 10% of its assets in other UCIs if the management fees do not exceed 2.392%. For further information, please contact the management company.

The fees due for the management of the UCITS in application of 4° of II of Article L. 621-5-3 of the French Monetary and Financial Code; the exceptional and non-recurring duties, taxes, fees, and government rights (related to the subfund) are charged to the subfund.

In addition to the fees set out above, other fees may be borne by the subfund in certain circumstances, such as extraordinary and non-recurring costs relating to debt recovery or proceedings to assert a right, provided that these fees are consistently lower than the amounts recovered.

Furthermore, research expenses pursuant to article 314-21 of the AMF General Regulation may be billed to the subfund. Additional information on how these research expenses work is available from the management company.

Procedures for calculating the performance fee:

Frequency of crystallisation of the performance fee and observation period

The frequency of crystallisation, i.e. the frequency at which the provisions for the performance fees can be definitively retained by the management company, is annual. The observation period runs from 1 April to 31 March.

However, following the change to the year-end of the SICAV on 31 March 2022, the period running from 30 September 2021 will be longer than one year because it is extended until 31 March 2023. It will then be each year from 1 April to 31 March.

The performance reference period

The performance reference period is the period during which the performance is measured and compared to that of the benchmark, at the end of which the mechanism for compensating for past underperformance (or negative performance) can be reset. This period is set at five rolling years.

Benchmark

MSCI All Country World Index NR calculated in euros and dividends reinvested

Calculation method

The performance fee is provisioned at each net asset value.

The performance fee is adjusted at each net asset value calculation, on the basis of 15% including all taxes of the outperformance of the fund compared to the benchmark, on the condition that the fund's performance is positive (the net asset value is higher than the net asset value at the start of the period).

If the UCI underperforms the benchmark, this provision is adjusted through writebacks. Provision writebacks are capped at the level of the allocations made.

The methodology applied for the calculation of the performance fee is based on the "fictional asset" calculation method, which simulates a fictional asset subject to the same subscription and redemption conditions as the original subfund, incremented by the performance of the benchmark. This fictional asset is then compared with the performance of the fund's actual assets. The difference between the two assets therefore gives the fund's outperformance relative to its benchmark.

Payment of the performance fee and catch-up period

- In the event that the fund has outperformed at the end of the observation period and that it has a positive performance, the management company takes the fees provisioned for and a new observation period starts.
- In the event that the fund has outperformed at the end of the observation period and has a negative performance, the management company takes no performance fee but a new observation period starts.
- In the case that the fund has underperformed its reference indicator at the end of the observation period, no fee is charged and the initial observation period is extended by 12 months (catch-up period) so that this underperformance may be compensated for before a performance fee becomes payable again.
- The observation period may be extended as such by up to five years (reference period). Beyond that, if the residual underperformance has not been caught up, it will be abandoned. If a year of underperformance has occurred within this first 5-year period and has not been caught up by the end of this first period, a new period of up to 5 years will begin from this new year of underperformance.

When shares are redeemed, if there is a provision for performance fees, the amount proportional to the redeemed shares is paid to the management company.

Examples

First case: the fund outperforms its index in each observation period. Fees are taken for each observation period, and each observation period will be 12 months.

Second case: Depending on the observation periods, the fund underperforms or outperforms its benchmark:

	Fund performance	Index performance	Relative performance over the year	Underperformance of the previous year to be offset	Net relative performance	Underperformance to be offset over the next year	Performance fee	Performance fee calculation
Year 1	5%	0%	5%	0%	5%	0%	Yes	15% x 5%
Year 2	3%	3%	0%	0%	0%	0%	No	-
Year 3	-5%	0%	-5%	0%	-5%	-5%	No	-
Year 4	5%	2%	3%	-5%	-2%	-2%	No	-
Year 5	7%	5%	2%	-2%	0%	0%	No	-
Year 6	10%	5%	5%	0%	5%	0%	Yes	15% x 5%
Year 7	9%	4%	5%	0%	5%	0%	Yes	15% x 5%
Year 8	-15%	-5%	-10%	0%	-10%	-10%	No	-
Year 9	-2%	-4%	2%	-10%	-8%	-8%	No	-
Year 10	0%	-2%	2%	-8%	-6%	-6%	No	-
Year 11	2%	0%	2%	-6%	-4%	-4%	No	-
Year 12	10%	10%	0%	-4%	-4%	0%*	No	-
Year 13	6%	4%	2%	0%	2%	0%	Yes	15% x 2%
Year 14	-6%	0%	-6%	0%	-6%	-6%	No	-
Year 15	4%	2%	2%	-6%	-4%	-4%	No	-
Year 16	6%	4%	2%	-4%	-2%	-2%	No	-
Year 17	10%	14%	-4%	-2%	-6%	-6%	No	-
Year 18	7%	7%	0%	-6%	-6%	-4%**	No	-
Year 19	6%	1%	5%	-4%	1%	0%	Yes	15% x 1%

* The underperformance of year 12 to be offset in the following year (year 13) is 0% and not -4% ("theoretical" underperformance to be offset the following year). The residual underperformance of year 8 that was not fully offset in the subsequent years is abandoned since the five-year reference period expired (the underperformance of year 8 could only be offset until year 12).

**The underperformance of year 18 to be offset in the following year (year 19) is -4% and not -6% ("theoretical" underperformance to be offset the following year). The share of the residual underperformance of year 14 (-2%) that was not fully offset in the subsequent years is abandoned since the five-year reference period expired (the underperformance of year 14 could only be offset until year 18).

ECHIQUIER AGENOR EURO SRI MID CAP subfund

- A share ISIN code: FR0013403706
- F share ISIN code: FR0013387354
- G share ISIN code: FR0013403714
- I share ISIN code: FR0013387339
- ID share ISIN code: FR0014000865
- IXL share ISIN code: FR0013480431

Classification

Equities of eurozone countries

Investment objective

Echiquier Agenor Euro SRI Mid Cap is a subfund that aims to outperform its benchmark, the MSCI EMU Mid Cap Index, through the discretionary and opportunistic management on equity markets of small and mid-caps of the eurozone.

This objective is combined with an extra-financial approach incorporating environmental, social, and governance (ESG) criteria. The extra-financial objective is to help companies move forward on ESG issues by engaging in dialogue with them on a regular basis and by sharing with them specific areas of improvement monitored over time.

The extra-financial objective of the subfund complies with the provisions of Article 8 of the SFDR.

Benchmark

The MSCI EMU Mid Cap index (Bloomberg ticker M7EMMC) is a representative indicator of the management of Echiquier Agenor Euro SRI Mid Cap. This index shows the evolution of mid-cap equities in the Eurozone. It is calculated in euros, with dividends reinvested.

The administrator MSCI Limited of the benchmark MSCI EMU Mid Cap is included in the register of administrators and benchmarks kept by the ESMA.

In accordance with Regulation (EU) 2016/1011 of the European Parliament and of the Council of 8 June 2016, the management company has a procedure for monitoring the benchmark indices used, describing the measures to be implemented in the event of substantial changes to an index or should that index no longer be provided.

Investors are advised that the portfolio's composition may differ from that of the benchmark index.

Investment strategy

1. Strategies used

The subfund's management focuses on eurozone equity markets, and particularly on the small and mid-cap market.

In order for the UCITS to be eligible for PEAs, a minimum of 75% is invested at all times in financial instruments eligible for PEAs.

Echiquier Agenor EURO SRI Mid Cap implements an active and discretionary management based on a rigorous stock-picking process, involving direct meetings with the companies in which the subfund invests.

The management company undertakes to take part at all times, in the votes of the General Meetings of the companies included in the portfolio. For more information, investors should refer to the Voting Policy available on www.lfde.com.

A fundamental analysis is then carried out on each company, using a rating framework developed in-house that assesses several criteria including:

- the quality of the company's management
- the quality of its financial structure
- visibility on future earnings
- the growth prospects for its business
- environmental and social aspects
- and the speculative nature of the stock.

The values used result from the setting of target purchase and sale prices.

The selected securities have therefore undergone a highly selective process based on a quantitative and qualitative analysis. The methodology involving the setting of a purchase price and a sale price make it possible to establish a position on securities presenting a potential for future appreciation by the market.

Depending on the manager's convictions, the portfolio's construction can lead to a concentrated portfolio (fewer than 50 stocks).

SRI approach implemented by the subfund

The initial investment universe is made up of:

- For the equities component, European small and mid caps with a market capitalisation of between EUR 1 and EUR 10 billion, i.e. around 860 stocks;
- Supplemented for the negotiable debt securities component by around 80 European corporate issuers, in which the team has already invested in past years, and which regularly issue treasury bills.

The different criteria presented below are applied to this initial investment universe.

This SRI subfund systematically incorporates environmental and governance criteria into financial management. This has an impact on the selection of portfolio securities.

The examples of indicators used for each of the E, S, and G criteria are as follows:

- Environmental indicators: environmental policy and actions, results of action plans put in place by the company, exposure of suppliers to environmental risks, positive or negative impact of products on the environment.
- Social indicators: attractiveness of the employer brand, employee retention, anti-discrimination, employee protection,

exposure of suppliers to social risks, relations with civil society.

- **Governance indicators:** competence of the management team, checks and balances, respect for minority shareholders, business ethics.

The Echiquier Agenor Euro SRI Mid Cap subfund focuses on selecting the top-rated issuers from an extra-financial perspective within their investment universe ("best in universe" approach). This subfund also invests in companies that have adopted a CSR approach and have an improving momentum in their ESG practices ("best efforts" approach).

This subfund applies two extra-financial filters in its stock-picking: after controversial sectors and practices are excluded, stocks must meet a minimum ESG rating requirement. These ratings are determined by the management company and applied to the entire portfolio.

The ESG rating of issuers in the portfolio must always be equal to 100%.

The ESG rating is out of 10 and is awarded to each issuer. This score is determined as follows:

- **Governance:** The Governance rating represents approximately 60% of the overall ESG score. This is a long-standing bias for La Financière de l'Echiquier, which has attached particular importance to this subject since the company's creation.
- **Environmental and Social:** Social and environmental criteria are combined to determine a Responsibility score. Its calculation takes into account the type of company:
 - for industrial stocks: the social and environmental criteria are equally weighted in the Responsibility score.
 - For service stocks: the "Social" score accounts for 2/3 of the "Responsibility" score, while the "Environmental" score represents 1/3 of the "Responsibility" score.

This rating may be lowered if significant controversy arises.

The minimum ESG rating is set at 5.5/10 for this subfund.

If a company's rating falls below the minimum required by the management company for the subfund, the position in the issuer would be sold in the best interests of the shareholders.

This ESG approach results in a selectivity rate (reduction of the initial investment universe as defined above) of at least 20%.

SRI label

In addition, and in order to meet the requirements of the French SRI label, the fund must obtain a better result than its benchmark for the following indicators:

- **Engaging Environmental Indicator** - Intensity of emissions generated (calculated according to the WACI methodology of Carbone4 Finance)
- **Engaging Governance Indicator** - ESG Controversy Score (rating measuring the management and occurrence of ESG controversies on topics such as the environment, consumer rights, human rights, labour rights, supplier management and governance)

Sustainable investment

A sustainable investment meets three criteria:

- the company's activity contributes positively to an **environmental or social objective**
- it **does not cause significant harm** to any of these objectives
- The company applies **good governance practices**

Investments considered sustainable within the meaning of the SFDR will represent at least 40% of the UCI's net assets. The details of the proprietary methodology applied by the management company to determine this percentage are described in the SFDR appendix of the UCI.

Consideration of principal adverse impacts

Lastly, the management team takes the principal adverse sustainability impacts into account in its investment decisions.

Pour une information plus détaillée sur la prise en compte des principales incidences négatives, l'investisseur est invité à se référer à l'article 4 de la politique SFDR de la société de gestion disponible sur le site internet : www.lfde.com.

Alignment with the taxonomy

The subfund may invest in environmentally sustainable economic activities. However, the ESG rating assigned to each security is the result of a global analysis that also takes into account social and governance criteria. It therefore does not allow a targeted approach to a particular objective of the European Taxonomy or to assess the degree of alignment of an investment.

In this case, the principle which states "do no significant harm" applies only to underlying investments which take into account European Union criteria in matters of environmentally sustainable economic activities and not the remaining portion of the underlying investments. The investments underlying the remaining portion of this financial product do not take into account the criteria of the European Union in matters of environmentally sustainable economic activities. The subfund is committed to a 0% alignment with the European Taxonomy.

For more detailed information on the rating methodology used for the subfund and its limits, investors should refer to the Transparency Code of La Financière de l'Echiquier available on www.lfde.com.

2. Assets used (excluding derivatives)

a) Equities:

Echiquier Agenor Euro SRI Mid Cap is invested in stocks of all sectors and all capitalisation sizes. It should be noted, however, that the subfund is mainly invested in small and mid-caps (with a market capitalisation of less than 10 billion euros). This criterion is assessed at the time of the initial investment in the equities in question.

Echiquier Agenor Euro SRI Mid Cap is mainly invested in eurozone equities, but may invest up to 10% of its net assets in equities of non-eurozone countries.

b) Debt securities and money market instruments:

Up to 25% of the subfund's assets may be invested:

- in negotiable debt securities. The longest maturity of debt securities used for the subfund's cash management shall be 5 years. The short-term securities used have a Standard & Poor's rating of investment grade or an equivalent rating by another ratings agency. Up to 10% of the subfund's assets may be

invested in “speculative” or unrated negotiable debt securities.

- in bonds. In this regard, particular attention will be given to the credit quality of the companies that issue these securities. Eligible securities are deemed investment grade, i.e., having a minimum Standard & Poor’s rating of BBB- or equivalent or considered as such by the management team. Up to 10% of the subfund’s assets may be invested in “speculative” or unrated bonds. The maximum maturity of bonds is 10 years. However, the subfund reserves the right to buy bonds with a maturity of more than 10 years marginally as a percentage of assets. No limits have been set for the proportion of bonds of sovereign and private issuers in the portfolio.

Prior to purchase and for monitoring purposes over the life of securities, the credit risk is assessed on the basis of research and analysis carried out in-house by La Financière de l’Echiquier and using the ratings produced by the rating agencies.

When securities are deemed speculative or unrated, their issuers belong to groups monitored by La Financière de l’Echiquier’s internal research.

The ratings mentioned above are those used by the Fund manager at the time of the initial investment. If a rating is downgraded over the life of an investment, the manager will conduct an analysis on a case-by-case basis and decide whether or not to maintain the position concerned. The investment limits defined in relation to the assessment of credit risk by the rating agencies may therefore be adjusted slightly to reflect the management team’s own analysis.

3. Investment in the securities of other undertakings for collective investment

Up to 10% of the subfund’s assets may be invested in units or shares of French and/or European UCITS and in retail investment funds. This will be a UCI in any AMF category provided it is not in conflict with investment strategy. It may be UCIs managed by the management company or by an associate company.

4. Derivatives

None

5. Securities with embedded derivatives

The manager may invest in securities with embedded derivatives (warrants, subscription certificates, convertible bonds, etc.) traded on regulated markets or over-the-counter. No rating restrictions apply to convertible bonds.

In this context, the manager may take positions to hedge and/or expose the portfolio to business sectors, geographical areas, interest rates, equities (small, mid or large cap stocks), currencies, securities and similar transferable securities or indices in order to achieve the investment objective.

The use of embedded derivatives, as opposed to the other derivative instruments listed above, will mainly be as a result of the manager seeking to optimise the hedging strategy, or, if appropriate, to improve the performance of the portfolio by reducing the costs related to the use of these financial instruments in order to achieve the investment objective.

In any event, the amounts invested in securities with embedded derivatives cannot exceed 10% of the net assets. The risk associated with this type of investment will be limited to the amount invested in the purchase.

6. Deposits

None

7. Cash borrowings

The subfund may borrow cash. Although the subfund may be in a debtor position temporarily as a result of its payment flows (investments and disposals in progress, subscription/redemption transactions, etc.) up to a limit of 10% of its assets, this does not form part of its investment objective.

8. Securities financing transactions

None

Risk profile

Your money will be principally invested in financial instruments selected by the management company. These instruments will be exposed to market trends and fluctuations.

Risk of capital loss:

Capital loss occurs when a security is sold for less than its purchase price. Investors are warned that they may not get back all the capital they initially invested. The Fund offers no capital guarantee or protection.

Equity risk:

If the equities or indices to which the Fund portfolio is exposed should fall, the Fund’s net asset value could also fall.

Risks associated with investments in small and mid-cap shares:

On markets trading in small and mid-caps, the volume of shares listed on the stock exchange is low. As a result, market downturns are more pronounced and more rapid than those trading in large caps. The UCI’s net asset value may therefore decline rapidly and significantly.

Risk related to discretionary management:

The discretionary management style applied to the Fund is based on the selection of stocks. There is a risk that Fund might not be invested in the best-performing securities at all times. The Fund may therefore not achieve its performance objective. Moreover, the net asset value of the Fund may post a negative performance.

Currency risk:

This is the risk of a fall in the investment currencies relative to the euro, the portfolio’s reference currency. Should any of these currencies weaken against the euro, the net asset value may decline.

Sustainability risk or risk linked to sustainable investment:

Any event or situation in the environmental, social or sustainable governance field (e.g. climate change, health and safety, companies that do not comply with regulations, such as serious criminal sanctions, etc.) that, if it occurs, could have an actual or potential negative impact on the value of the investment. The occurrence of such an event or situation could also lead to a change in the investment strategy of the UCITS, including the exclusion of the securities of some issuers. More specifically, the negative effects of sustainability risks could affect issuers via a series of mechanisms, especially: 1) lower revenues; 2) increased costs; 3) damages or depreciation in asset value; 4) higher cost

of capital; and 5) fines or regulatory risks. Due to the nature of sustainability risks and specific subjects such as climate change, the probability that sustainability risks would have an impact on returns on financial products is likely to increase over the longer term.

Eligible investors and typical investor profile

Target investors:

A share: All investors

F share: Reserved for founder subscriber institutional investors

G share: Reserved for distribution by financial intermediaries

I share: Reserved for institutional investors

ID share: Reserved for institutional investors

IXL share: Reserved for institutional investors

Typical investor profile:

The subfund is intended for individuals or institutional investors who are aware of the inherent risk in holding shares in such a UCITS, which is a high risk due to investment in European equities.

Echiquier Agenor Euro SRI Mid Cap may be used for variable-capital, unit-linked individual life insurance policies.

Echiquier Agenor Euro SRI Mid Cap may be used as an investment vehicle for UCITS managed by La Financière de l'Echiquier.

The appropriate amount to invest in Echiquier Agenor Euro SRI Mid Cap depends on the investor's situation. In deciding how much to invest, they should take into account their assets, cash requirements at the time and in 5 years, and whether they are willing to take risks on the financial markets. They are also strongly advised to diversify their investments sufficiently so as not to be exposed solely to the risks of this UCITS.

Recommended investment duration

More than 5 years.

Methods for determining and appropriating distributable sums

Share class	Net income allocation	Realised net gain allocations
A share	Accumulation	Accumulation
F share	Accumulation	Accumulation
G share	Accumulation	Accumulation
I share	Accumulation	Accumulation
ID share	Accumulation and/or Distribution	Accumulation and/or Distribution
IXL share	Accumulation	Accumulation

Share characteristics: (base currencies, fractional units, etc.)

The A, F, G, I, ID and IXL shares are denominated in euros and sub-divided into thousandths.

The initial value of the A share is fixed at 100 euros.

The initial value of the F share is fixed at 1,000 euros.

The initial value of the G share is fixed at 100 euros.

The initial value of the I share is fixed at 1,000 euros.

The initial value of the ID shares is fixed at 1,000 euros.

The initial value of the IXL share is fixed at 1,000 euros.

Subscription and redemption procedures

Subscriptions and redemptions are carried out in thousandths of shares.

The minimum initial subscription amount for I and ID shares is 1,000,000 euros, with the exception of the management company, which may subscribe for only one share on its own behalf or on behalf of third parties.

The minimum initial subscription amount for F shares is 5,000,000 euros, with the exception of the management company, which may subscribe for only one share on its own behalf or on behalf of third parties.

The minimum initial subscription amount for IXL shares is 30.000.000 euros, with the exception of the management company, which may subscribe for only one share on its own behalf.

Subsequent subscriptions may be carried out in thousandths of shares.

Subscription and redemption requests are centralised before 12 p.m. on every trading day (Paris time) by the depositary:

BNP PARIBAS SA

16, boulevard des Italiens, 75009 Paris

Postal address: Grands Moulins de Pantin, 9 Rue du Débarcadère, 93500 Pantin

And are executed on the basis of the next net asset value calculated using the closing price on the day the requests were centralised. Subscription and redemption requests arriving after 12 p.m. (Paris time) are executed on the basis of the net asset value calculated after the one mentioned above.

The net asset value is calculated daily, except for days when the Paris stock market is closed and on official French public holidays.

T	T: Date of establishment of the net asset value	T+1 working day	T+2 working days
Centralisation before 12 p.m. of subscription and redemption orders	Execution of the order at the latest during day T	Calculation and publication of the net asset value	Payment for subscriptions and redemptions

Procedures for switching from one subfund (or one share) to another

It is possible to ask to switch (sale followed by simultaneous purchase) from one subfund to another (or between two shares of the same subfund).

However, these transactions will only be possible:

- on orders expressed in quantities
- on shares of subfunds expressed in the same currency
- on subfunds with the same net asset value calculation frequency and the same centralisation date
- on subfunds with the same subscription/redemption cut-off times

Orders are executed based on the next asset value calculated.

It should be specified that in the event of a switch:

- any prior notice is not applied
- it is the settlement-delivery date of the redemption that is applied to the two parts (subscription and redemption)

Finally, investors are reminded that depending on the tax system of their country, this transaction may trigger the application of tax on capital gains or losses on financial instruments.

Pursuant to Article L. 214-8-7 of the French Monetary and Financial Code, if, under exceptional circumstances, it is deemed in the shareholders' interest, the SICAV's redemption of shares and its issue of new shares may be temporarily suspended by the management company.

The net asset value is available upon request from the management company on +33 (0)1.47.23.90.90 or on its website (www.lfde.com).

Fees and charges

Fees charged to the investor, deducted upon subscription and redemption		Basis	Rate
Subscription fee not retained by the UCITS		Net asset value x number of shares	Maximum of 3.00%
Subscription fee retained by the UCITS		Net asset value x number of shares	None
Redemption fee not retained by the UCITS		Net asset value x number of shares	None
Redemption fee retained by the UCITS		Net asset value x number of shares	None

Fees charged to the UCITS		Basis		Rate
1	Financial management costs Administrative fees external to the management company	Net assets	A share	Maximum of 2.392 % incl. tax
			F share	Maximum of 0.60 % incl. tax
			G share	Maximum of 1.35 % incl. tax
			I share	Maximum of 1.00 % incl. tax
			ID share	Maximum of 1.00 % incl. tax
			IXL share	Maximum of 0.70 % incl. tax
2	Maximum indirect fees (management fees and commissions)	Net assets		(*)
3	Transaction commissions received by the management company	Payable on each transaction or operation		None
4	Performance fee	Net assets	A share	None
			F share	15% including taxes of the Fund's outperformance, net of fixed management fees, relative to its benchmark index, provided the Fund's performance is positive
			G share	None
			I share	None
			ID share	None
			IXL share	None

(*) The subfund may invest up to 10% of its assets in other UCIs if the management fees do not exceed 2.392%. For further information, please contact the management company.

The fees due for the management of the UCITS in application of 4° of II of Article L. 621-5-3 of the French Monetary and Financial Code; the exceptional and non-recurring duties, taxes, fees, and government rights (related to the subfund) are charged to the subfund.

In addition to the fees set out above, other fees may be borne by the subfund in certain circumstances, such as extraordinary and non-recurring costs relating to debt recovery or proceedings to assert a right, provided that these fees are consistently lower than the amounts recovered.

Furthermore, research expenses pursuant to article 314-21 of the AMF General Regulation may be billed to the subfund. Additional information on how these research expenses work is available from the management company.

Procedures for calculating the performance fee on the equities

Frequency of crystallisation of the performance fee and observation period

The frequency of crystallisation, i.e. the frequency at which the provisions for the performance fees can be definitively retained by the management company, is annual. The observation period runs from 1 April to 31 March.

However, following the change to the year-end of the SICAV on 31 March 2022, the period running from 31 December 2021 will be longer than one year because it is extended until 31 March 2023. It will then be each year from 1 April to 31 March.

The performance reference period

The performance reference period is the period during which the performance is measured and compared to that of the benchmark, at the end of which the mechanism for compensating for past underperformance (or negative performance) can be reset. This period is set at five rolling years.

Benchmark

MSCI EMU Mid Cap

Calculation method

The performance fee is provisioned at each net asset value.

The performance fee is adjusted at each net asset value calculation, on the basis of 15% including all taxes of the outperformance of the fund compared to the benchmark, on the condition that the fund's performance is positive (the net asset value is higher than the net asset value at the start of the period).

If the UCI underperforms the benchmark, this provision is adjusted through writebacks. Provision writebacks are capped at the level of the allocations made.

The methodology applied for the calculation of the performance fee is based on the "fictional asset" calculation method, which simulates a fictional asset subject to the same subscription and redemption conditions as the original subfund, incremented by the performance of the benchmark. This fictional asset is then compared with the performance of the fund's actual assets. The difference between the two assets therefore gives the fund's outperformance relative to its benchmark.

Payment of the performance fee and catch-up period

- In the event that the fund has outperformed at the end of the observation period and that it has a positive performance, the management company takes the fees provisioned for and a new observation period starts.
- In the event that the fund has outperformed at the end of the observation period and has a negative performance, the management company takes no performance fee but a new observation period starts.
- In the case that the fund has underperformed its reference indicator at the end of the observation period, no fee is charged and the initial observation period is extended by 12 months (catch-up period) so that this underperformance may be compensated for before a performance fee becomes payable again.
- The observation period may be extended as such by up to five years (reference period). Beyond that, if the residual underperformance has not been caught up, it will be abandoned. If a year of underperformance has occurred within this first 5-year period and has not been caught up by the end of this first period, a new period of up to 5 years will begin from this new year of underperformance.

When shares are redeemed, if there is a provision for performance fees, the amount proportional to the redeemed shares is paid to the management company.

Examples

First case: the fund outperforms its index in each observation period. Fees are taken for each observation period, and each observation period will be 12 months.

Second case: Depending on the observation periods, the fund underperforms or outperforms its benchmark:

	Fund performance	Index performance	Relative performance over the year	Underperformance of the previous year to be offset	Net relative performance	Underperformance to be offset over the next year	Performance fee	Performance fee calculation
Year 1	5%	0%	5%	0%	5%	0%	Yes	15% x 5%
Year 2	3%	3%	0%	0%	0%	0%	No	-
Year 3	-5%	0%	-5%	0%	-5%	-5%	No	-
Year 4	5%	2%	3%	-5%	-2%	-2%	No	-
Year 5	7%	5%	2%	-2%	0%	0%	No	-
Year 6	10%	5%	5%	0%	5%	0%	Yes	15% x 5%
Year 7	9%	4%	5%	0%	5%	0%	Yes	15% x 5%
Year 8	-15%	-5%	-10%	0%	-10%	-10%	No	-
Year 9	-2%	-4%	2%	-10%	-8%	-8%	No	-
Year 10	0%	-2%	2%	-8%	-6%	-6%	No	-
Year 11	2%	0%	2%	-6%	-4%	-4%	No	-
Year 12	10%	10%	0%	-4%	-4%	0%*	No	-
Year 13	6%	4%	2%	0%	2%	0%	Yes	15% x 2%
Year 14	-6%	0%	-6%	0%	-6%	-6%	No	-
Year 15	4%	2%	2%	-6%	-4%	-4%	No	-
Year 16	6%	4%	2%	-4%	-2%	-2%	No	-
Year 17	10%	14%	-4%	-2%	-6%	-6%	No	-
Year 18	7%	7%	0%	-6%	-6%	-4%**	No	-
Year 19	6%	1%	5%	-4%	1%	0%	Yes	15% x 1%

* The underperformance of year 12 to be offset in the following year (year 13) is 0% and not -4% ("theoretical" underperformance to be offset the following year). The residual underperformance of year 8 that was not fully offset in the subsequent years is abandoned since the five-year reference period expired (the underperformance of year 8 could only be offset until year 12).

**The underperformance of year 18 to be offset in the following year (year 19) is -4% and not -6% ("theoretical" underperformance to be offset the following year). The share of the residual underperformance of year 14 (-2%) that was not fully offset in the subsequent years is abandoned since the five-year reference period expired (the underperformance of year 14 could only be offset until year 18).

3. Commercial information

For further information and documents relating to the subfund, please contact the management company directly:

LA FINANCIERE DE L'ECHIQUIER
53 Avenue d'Iéna
75116 Paris
www.lfde.com

The subfund's net asset value may be obtained from the management company on request.

The SICAV's shareholders may obtain additional information from the company's website (www.lfde.com) relating to consideration given in La Financière de l'Echiquier's investment policy to environmental, social, and quality of governance criteria.

Professional investors subject to prudential requirements (Solvency II) may ask the management company for funds' asset portfolios. Communication of such information shall be managed in accordance with the provisions defined by the AMF. For any further information, shareholders may contact the management company.

Investment restrictions

The shares have not been, and will not be, registered under the US Securities Act of 1933 (hereinafter "the 1933 Act") or under any law applicable in a US state, and they cannot be directly or indirectly transferred, offered or sold in the United States of America (including its territories and possessions) or to any US Person, as defined by Regulation S of the 1933 Act adopted by the Securities and Exchange Commission (SEC), unless the shares have been registered or an exemption was applied with the consent of the SICAV.

The SICAV is not and will not be registered under the US Investment Company Act of 1940. Any sale or transfer of shares in the United States of America or to a US Person may constitute a violation of US law and requires prior written consent from the SICAV. Persons wishing to purchase or subscribe for shares will have to provide written certification stating that they are not US Persons.

The SICAV has the power to impose restrictions on the ownership of shares by a US Person and thus the power to conduct compulsory redemption of the shares held and on the transfer of shares to a US Person. This power extends to any person who: (a) appears to be directly or indirectly in violation of the laws and regulations of any country or government authority; or (b) may, in the opinion of the SICAV, cause damage to the SICAV that it would otherwise not have suffered.

The offering of shares has not been authorised or rejected by the SEC, the specialist commission of a US state or any other US regulatory authority. Equally, said authorities have neither accepted nor dismissed the merits of this offering, nor the accuracy or suitability of documents relating to this offering. Any statement to the contrary is against the law. Shareholders must immediately inform the SICAV if they become a US Person.

Shareholders who become a US Person will no longer be permitted to acquire new shares and may be required at any time to relinquish their shares to someone who is not a US Person. The SICAV reserves the right to order the compulsory purchase of any share directly or indirectly held by a US Person, or any shares held by a person in breach of the law or contrary to the interests of the SICAV.

4. Investment rules

Regulatory investment ratios applicable to the UCITS: The legal investment rules applicable to each subfund of the SICAV are those that govern UCITS investing less than 10% of their assets in other UCIs as well as those applicable to the possible AMF classification of each of the subfunds of the SICAV.

5. Overall risk

The SICAV calculates overall risk using the commitment method, with the exception of the Echiquier QME and Echiquier Alpha Major subfunds.

Echiquier QME calculates overall risk using the probabilistic method: calculation of an absolute VaR, equivalent to a 95% VaR over 5 working days with a maximum threshold of 10%. This means that the estimate of the probable loss over a week by an underwriter should not exceed 10% in 95% of cases. Subscribers' attention is also drawn to the fact that this limit does not constitute a guarantee, but only an objective expressed in terms of probabilities. The indicative leverage level of the UCITS, calculated as the sum of the nominals of positions on financial contracts used, is 10. The UCITS can reach a higher leverage level.

Echiquier Alpha Major calculates overall risk using a probabilistic method: calculation of an absolute VaR, equivalent to a 95% VaR over 5 working days with a maximum threshold of 3.5%. This means that the estimate of the probable loss over a week by an underwriter should not exceed 3.5% in 95% of cases. Subscribers' attention is also drawn to the fact that this limit does not constitute a guarantee, but only an objective expressed in terms of probabilities. The UCITS can reach a gross leverage level of 3.

6. Asset valuation and accounting rules

6.1 Valuation rules

a) Valuation method

Financial instruments and securities traded on a regulated market are valued at their market price.

However, the instruments listed below are valued using the following methods:

- European bonds and equities are valued at their closing price, and foreign securities are valued at their last known price.
- Negotiable debt securities and similar instruments that are not traded in large volumes are valued by applying an actuarial method using the rate for issues of equivalent securities, plus or minus, if required, a differential reflecting the issuer's specific characteristics. However, negotiable debt securities with low sensitivity and a residual maturity of three (3) months or less may be valued on a straight-line basis.
- Negotiable debt securities with a residual life of less than three months are valued at their market rate at time of purchase. Any discount or premium is amortised on a straight-line basis over the life of the instrument.
- Negotiable debt securities with a residual life of more than three months are valued at their market price. UCI units or shares are valued at the last known net asset value.
- Securities subject to repurchase agreements are valued according to the rules applicable under the terms of the original contract.
- Financial instruments not traded on a regulated market are valued under the responsibility of the board of directors of the SICAV at their probable trading value.
- Warrants or subscription certificates distributed free of charge with private placements or capital increases will be valued as of their listing on a regulated market or the formation of an OTC market.
- Contracts:
 - Futures are valued at their settlement price and options are valued based on the underlying.
 - The market value for futures is the price in euro multiplied by the number of contracts.
 - The market value for options is equal to the conversion value of the underlying.
 - Interest rate swaps are valued at market value based on the terms of the contract.
 - Off-balance sheet transactions are valued at their market value.

- Financial instruments whose price has not been established on the valuation date or whose price was corrected are valued at their probable market value as determined by the board of directors of the management company. The auditors are provided with these valuations and the basis therefore in the course of their audit.

b) Practical details

- Equities and bonds are valued using prices extracted from Bloomberg databases, depending on where they are listed:
 - Asia-Oceania: : extraction at 12 p.m. for a listing at the closing price for that day.
 - North America: : extraction at 9:00 a.m. for a listing at the closing price for the previous day.
extraction at 4:45 p.m. for a listing at the opening price for that day.
 - Europe (except France) : extraction at 7:30 p.m. for a listing at the closing price for that day.
extraction at 2:30 p.m. for a listing at the opening price for that day.
extraction at 9:00 a.m. for a listing at the closing price for the previous day.
 - France : extraction at 12:00 p.m. and 4:00 p.m. for a listing at the opening price for that day.
extraction at 5:40 p.m. for a listing at the closing price for that day.
 - Contributors : extraction at 2:00 p.m. for a listing based on price availability.
- Positions on futures markets on each NAV calculation day are valued at the settlement price for that day.
- Positions on options markets on each NAV calculation day are valued using the principles applied to their underlying:
 - Asia-Oceania: extraction at midday
 - North America: extraction T+1 at 9 a.m.
 - Europe (except France): extraction at 7:30 p.m.
 - France: extraction at 6 p.m.

6.2 Accounting method

- The accounting method used for recording income from financial instruments is the "coupons received" method, with the exception of the subfunds Echiquier Hybrid Bonds and Echiquier Convexité Europe, which use the "coupons accrued" method.
- The accounting method for recording transaction fees excludes expenses.
- The SICAV's designated currency is the Euro.

7. Remuneration

Management companies are required to define a remuneration policy that is consistent with sound and effective risk management. This principle is precisely defined in the AIFM Directive (2011/61/UE, in particular Annex II)), the UCITS V Directive (2014/91/EU), as well as in the French Monetary and Financial Code (Article L. 533-22-2) and the AMF General Regulation (Article 319-10).

The AMF has also published professional guidelines for investment services providers with a view to the practical application of legal and regulatory provisions.

Lastly, the remuneration policy complies with Article 5 of the SFDR - Regulation (EU) 2019/2088.

The asset management company's remuneration policy is fully compliant with sound and effective risk management. It does not encourage risk-taking that might be inconsistent with the risk profiles, regulation or regulatory documents of the UCIs managed by the asset management company.

The asset management company's remuneration policy is aligned with the economic strategy, objectives, values and interests of the asset management company as well as the UCITS it manages, and includes measures to prevent potential conflicts of interests. The remuneration policy has been put in place in order to: actively support the strategy and objectives of the Management Company; promote the competitiveness of the Management Company on the market in which it operates; ensure its attractiveness and the development and retention of motivated and qualified employees.

The general principles of LFDE's remuneration policy are as follows:

- The fixed component of remuneration takes into account the real situation of the labour market.
- The principle of equal pay for men and women, including with respect to career development.
- Each employee undergoes a skills assessment and evaluation process with the definition of qualitative and quantitative objectives
- Non-contractual discretionary variable remuneration that rewards employees' performance. The variable portion is therefore reviewed each year by team and for each employee.
- The principles of variable remuneration comply with a principle of fairness that aims to motivate the greatest number of employees.
- Since 2020, the "contribution to LFDE's responsible investment approach" has been a collective objective, set for all LFDE employees, and is included in determining their annual variable remuneration.
- LFDE implements a deferred variable remuneration mechanism for risk takers awarded a variable remuneration of more than €200 K; in application of the UCITS V and AIFM Directives.

Details regarding the remuneration policy are available online on the following website: www.lfde.com or free on request from the management company.

8. Articles of incorporation

TITLE 1 – FORM, PURPOSE, NAME, REGISTERED OFFICE, TERM OF THE COMPANY

Article 1 - Form and Object

Between the owners of the shares hereinafter created and those which might be created subsequently is formed an investment company with variable capital (société d'investissement à capital variable) (hereinafter the "Company" or the "SICAV"), governed by the laws and regulations in force, particularly the provisions of the French Commercial Code on limited companies and the provisions of the French Monetary and Financial Code, and their subsequent texts, and by these articles of incorporation.

The Company comprises a number of subfunds. Each subfund gives rise to the issuance of one or more share classes representing the assets of the Company allocated to it.

The purpose of this Company is to constitute and manage a portfolio of financial instruments and deposits.

Article 2 – Name

The name of the Company is "ECHIQUIER" followed by the wording "Société d'Investissement à Capital Variable" with or without the term "SICAV".

Article 3 – Registered office

Its registered office is located at 53 avenue d'Iéna, 75116 Paris.

Article 4 – Term

The Company's term is 99 years from its incorporation in the companies register unless it is dissolved early or extended as specified herein.

TITLE 2 – CAPITAL, CHANGES IN THE CAPITAL, FEATURES OF THE SHARES

Article 5 - Share capital

The SICAV's initial capital amounts to the sum of €4,348,044,577.75 divided into 6,655,072.212 fully paid up shares.

The SICAV ECHIQUIER was created by the contribution of the assets and liabilities of the FCP Echiquier Agenor Mid Cap Europe, Echiquier Agressor, Echiquier Agressor PEA, Echiquier AltaRocca Convertibles, Echiquier AltaRocca Hybrid Bonds, Echiquier Arty, Echiquier Convexité Europe, Echiquier Credit Europe and Echiquier Patrimoine in accordance with the terms and conditions defined hereinafter:

- The Echiquier Agenor Mid Cap Europe subfund is formed by the absorption of the FCP Echiquier Agenor Mid Cap Europe.

- The Echiquier Agressor subfund is formed by the absorption of the FCP Echiquier Agressor.
- The Echiquier Agressor PEA subfund is formed by the absorption of the FCP Echiquier Agressor PEA.
- The Echiquier AltaRocca Convertibles subfund is formed by the absorption of the FCP Echiquier AltaRocca Convertibles.
- The Echiquier AltaRocca Hybrid Bonds subfund is formed by the absorption of the FCP Echiquier AltaRocca Hybrid Bonds.
- The Echiquier Arty subfund is formed by the absorption of the FCP Echiquier Arty.
- The Echiquier Convexité Europe subfund is formed by the absorption of the FCP Echiquier Convexité Europe.
- The Echiquier Credit Europe subfund is formed by the absorption of the FCP Echiquier Credit Europe.
- The Echiquier Patrimoine subfund is formed by the absorption of the FCP Echiquier Patrimoine.

Such operation, which received the approval of the AMF on 21 September 2018, was executed on 4 December 2018 (on the basis of the net asset values of 3 December 2018).

Subsequent subfunds may be formed by payment in cash and/or contribution of assets.

The features of the various share classes and their access conditions are set out in the SICAV's prospectus. The various share classes may:

- benefit from different income allocation rules (distribution or accumulation);
- be denominated in different currencies;
- incur different management fees;
- incur different subscription and redemption fees;
- have a different nominal value;
- be systematically hedged (fully or partially) as specified in the prospectus. Such hedging is achieved using financial instruments that minimise the impact of hedging transactions on the other unit classes of the UCITS;
- be restricted to one or more marketing networks.

Shares may be regrouped or divided subject to a decision by the extraordinary general meeting.

The board of directors may decide to divide the shares into tenths, hundredths, thousandths or ten-thousandths referred to as share fractions.

The provisions of the articles of association governing the issuance and redemption of shares apply to the fractional shares, whose value shall at all times be proportional to that of the share they represent. All the other provisions of the articles of association concerning the fractional shares apply automatically to the fractional shares unless specified otherwise.

Article 6 – Changes in the capital

The amount of the capital may be altered, resulting from the issuance by the Company of new shares and reductions following the redemption of shares by the Company to shareholders who so request.

Article 7 – Issuances, redemptions of shares

Shares are issued at any time at the request of shareholders based on their net asset value plus subscription fees where applicable.

Redemptions and subscriptions are carried out under the terms and conditions set out in the prospectus.

Redemptions may be carried out in cash and/or in kind. If the redemption in kind corresponds to a representative portion of the portfolio's assets, then only the signed written agreement of the exiting shareholder need be obtained by the UCITS or the management company. If the redemption in kind does not correspond to a representative portion of the portfolio's assets, all the shareholders must give their written consent authorising the exiting shareholder to obtain the redemption of his/her shares against certain particular assets, as defined explicitly in the agreement.

Notwithstanding the foregoing, if the SICAV is an ETF, redemptions on the primary market may, with the agreement of the portfolio management company and in keeping with the shareholders' interests, be carried out in kind under the conditions set out in the SICAV's prospectus or articles of incorporation. The assets are then delivered by the holder of the issuer account under the conditions set out in the SICAV's prospectus.

Generally speaking, the assets redeemed will be valued according to the rules stipulated in Article 9 and the redemption in kind will be carried out on the basis of the first net asset value calculated following acceptance of the securities concerned.

Any subscription of new shares must, under penalty of nullity, be fully paid up and the shares issued rank *pari passu* with shares existing on the day of the issuance.

In accordance with Article L. 214-7-4 of the French monetary and financial code, if exceptional circumstances so require and if it is deemed in the shareholders' interests, redemption by the Company of its shares and the issuance of new shares may be temporarily suspended by the board of directors.

If the net assets of the SICAV (or a subfund where applicable) are less than the amount fixed by regulations, no redemption of shares may be carried out (on the relevant subfund, where applicable).

In accordance with Articles L. 214-7-4 of the French Monetary and Financial Code and 411-20-1 of the AMF General Regulation, the management company may decide to cap redemptions if exceptional circumstances so require and if it is deemed in the interest of the shareholders or the public.

The operating methods of the mechanism for capping and informing shareholders must be described in precise terms.

The SICAV's board of directors may decide on a minimum subscription under the terms and conditions set out in the prospectus.

The UCITS may cease issuing shares in accordance with Article L. 214-7-4(3) of the French Monetary and Financial Code, temporarily or permanently, partially or totally, in certain objectively verifiable situations entailing the closure of subscriptions, such as when the maximum number of shares has been issued, the maximum amount of assets has been reached or a specific subscription period has expired. In the event that this tool is used, existing shareholders shall be notified by any means, along with the threshold and the objective situation that led to the partial or total closure decision. In the event of a partial closure, the notification shall explicitly state the terms under which existing shareholders may continue to subscribe for the duration of the partial closure. Shareholders shall also be informed by any means of the decision by the UCITS or the management company either to end the total or partial closure of subscriptions (once they have fallen below the activation threshold) or not to end it (in the event of a change of threshold or change in the objective situation leading to activation of said tool). Any change in the objective situation invoked or the tool's activation threshold must at all times be made in the shareholders' interests. The notification must specify the exact reasons for such changes.

Article 8 – Calculation of the net asset value

The net asset value per share is calculated in accordance with the valuation rules set out in the prospectus.

Moreover, an indicative instantaneous net asset value will be calculated by the market operator in the event of admission to trading.

Contributions in kind may comprise only securities, stocks or contracts admitted for inclusion in the assets of the UCITS; they are valued in accordance with the valuation rules used for calculating the net asset value.

Article 9 – Form of shares

Subscribers may elect to hold the shares in either bearer or registered form.

In accordance with Article L. 211-4 of the French Monetary and Financial Code, securities must be entered in accounts, held either by the issuer or by an authorised intermediary.

The rights of holders will be represented by an account entry in their name:

- with their chosen intermediary for bearer securities; or
- with the issuer and, if they so wish, with their chosen intermediary for registered securities.

In accordance with article L.211-5 of the French Monetary and Financial Code, the Company may request at its own expense the name, nationality and address of the SICAV's shareholders, as well as the quantity of securities held by each of them.

Article 10 – Admission to trading on a regulated market and/or a multilateral trading facility

The shares may be admitted for trading on a regulated market and/or multilateral trading facility in accordance with the regulations in force. If the SICAV with shares admitted for trading on a regulated market has an investment objective based on an index, it must have put in place an arrangement to ensure that the

price of its share does not deviate markedly from its net asset value.

Article 11 – Rights and obligations attached to shares

Each share gives entitlement, in the ownership of the corporate assets and in the sharing of profits, to a portion corresponding to the fraction of the capital which it represents.

The rights and obligations attached to the share follow it into whatever hands it may pass.

Whenever it is necessary to possess more than one share to exercise any right and particularly in the event of exchange or regrouping, the owners of isolated shares, or in a number lower than that required, may exercise such rights only if they make the grouping and any purchase or sale of necessary shares their own personal matter.

By decision of the board of directors, the SICAV may be a feeder UCITS.

Article 12 – Indivisibility of shares

All the individual holders of any share or the beneficiaries must be represented with respect to the Company by one and the same person only, appointed by agreement between them or, failing this, by the presiding judge of the commercial court with jurisdiction where the registered office is located.

The owners of fractional shares may be grouped together. In such a case, they must be represented under the conditions specified in the preceding paragraph by one and the same person only, who will, for each group, exercise the rights attached to ownership of a whole share.

Voting rights attached to the share belong to the usufructuary for decisions coming within the competence of the ordinary general meeting and to the bare owner for decisions coming within the competence of the extraordinary general meeting.

However, holders of shares whose ownership is divided may agree between them on any other distribution for exercising voting rights at general meetings.

In such case they must bring their agreement to the attention of the SICAV by registered letter with acknowledgement of receipt sent to the registered office, the SICAV being obliged to respect such agreement for any meeting which meets after expiry of a period of one (1) month following dispatch of the registered letter with acknowledgement of receipt, the post office stamp affording proof of the date of dispatch.

Notwithstanding the provisions hereinabove, the bare owner is entitled to attend all the meetings.

TITLE 3 – ADMINISTRATION AND MANAGEMENT OF THE COMPANY

Article 13 - Administration

The Company is administered by a board of directors of (at least three and at most eighteen members) appointed by the general meeting. Throughout the existence of the Company, directors shall be appointed and reappointed at the shareholders' ordinary general meeting.

Directors may be natural persons or legal entities. When appointed, legal entity directors must designate a permanent representative who is subject to the same conditions and obligations and who incurs the same civil and criminal responsibilities as if he/she were a member of the board of directors in his/her own name, without prejudice to the liability of the legal entity which he/she represents.

This permanent representative mandate is given to him/her for the duration of that of the legal entity which he/she represents. If the legal entity revokes the mandate of its representative, it must notify the SICAV without delay, by registered letter, of such revocation along with the identity of its new permanent representative. The same procedure applies in the event of the permanent representative's death, resignation or extended impediment.

Article 14 – Term of office of directors – Reappointment of the board

Subject to the provisions of the last paragraph of this article, the term of office of directors is three years for the first directors and six years at most for subsequent directors, each year being understood as the interval between two consecutive annual general meetings.

If one of more directors' seats become vacant between two general meetings, as a result of death or resignation, the board of directors may make temporary appointments.

The director appointed by the board temporarily to replace another remains in office only during the time remaining to run of his/her predecessor's term of office. His/her appointment is subject to ratification by the next general meeting.

Any outgoing director may be re-elected. Directors may be dismissed at any time by the ordinary general meeting.

The duties of each member of the board of directors end following the shareholders' ordinary general meeting called to rule on the past financial year and held in the year during which his/her term of office expires, on the understanding that, if the meeting has not taken place that year, said duties of the interested member end on 31 December of the same year, all subject to the exceptions hereinafter.

Any director may be appointed for a term less than six years if such would be necessary for the renewal of the board to remain as regular as possible and complete within each six-year period. Such will be the case in particular if the number of directors is increased or reduced and if the regularity of the renewal is affected as a result.

If the number of members of the board of directors falls below the legal minimum, the remaining member or members must immediately convene the shareholders' ordinary general meeting with a view to appointing members to achieve the minimum.

The term of office of directors will cease automatically at the time of the annual general meeting called to rule on the financial statements of the financial year during which they have reached the age of 75.

The board of directors may be renewed by rotation.

In the event of resignation or death of a director and if the number of directors remaining in office is greater than or equal to the minimum as set out herein, the board may, temporarily and for

the term of office remaining to run, provide for his/her replacement.

Article 15 – Officers of the board

The board elects from amongst its members, for the term that it determines, but without such term being capable of exceeding the term of directors, a chair who must without exception be a natural person.

The chair of the board of directors organises and directs its work, which he/she reports to the general meeting. He/she will see to it that the Company's bodies run smoothly and, in particular, that the directors are in a position to fulfil their tasks.

If it deems it appropriate, the board of directors will also appoint a deputy chair and may also choose a secretary, who need not be a board member.

In the event of temporary impediment or resignation or death of the chair, meetings of the board of directors will be chaired by the CEO. Failing this, the board of directors may delegate a director to fulfil the duties of the chair

In the event of temporary impediment, such delegation shall be given for a limited period and may be renewed. In the event of death, said delegation is valid until a new chair has been elected.

Article 16 – Meetings and deliberations of the board

The board of directors meets when convened by the chair as often as the Company's interests so require, either at the registered office or at any other location stated in the notice to attend.

If it has not met for more than two months, at least one third of its members may ask the chair to convene it for a specific agenda. The CEO may also ask the chair to convene the board of directors for a specific agenda. The chair is bound by such requests.

Internal rules of procedure define, in accordance with the laws and regulations, the conditions for organising meetings of the board of directors, which may take place by means of videoconferencing except for the adoption of decisions expressly set aside by the French Commercial Code.

Meetings are convened by any means, including verbally.

The presence of at least one half of the members is necessary for deliberations to be valid. Decisions are taken on a majority of the votes of the members present or represented.

Each director has one vote. If votes are tied, the person chairing the meeting has a casting vote.

The internal rules of procedure may specify, in accordance with the regulations in force, that directors who take part in the Board meeting by videoconference are deemed present when calculating the quorum and majority.

Article 17 – Minutes

The minutes will be drawn up and copies or extracts of the deliberations will be issued and certified in accordance with the law.

Article 18 – Powers of the board of directors

The board of directors determines the directions of the company's business and oversees their implementation. Within the limit of the corporate mission and subject to the powers expressly assigned by the law to shareholders' meetings, the board deals with any question concerning the proper running of the company and regulates issues concerning the company in its deliberations. The board of directors carries out the controls and verifications that it deems appropriate. The chair or the chief executive officer of the company must provide each director with all the documentation and information needed to fulfil his/her duties.

Any director may be represented in the legal forms by any other member of the board, for the purpose of voting in his/her stead at a determined meeting of the board, each director being capable of having only one proxy during any given meeting.

Article 19 – General management – Non-voting members

The Company's general management is assumed under his/her responsibility, either by the chair of the board of directors or by any other natural person appointed by the board of directors and bearing the title of CEO.

The choice between the two methods of carrying out the general management is made by the board of directors under the conditions set out by these articles of association for a term ending on the expiry of the duties of the chair of the board of directors in office. Shareholders and third parties are informed of said choice under the conditions specified by the laws and regulations in force.

Depending on the choice made by the board of directors in accordance with the provisions set out hereinabove, the general management is performed either by the chair or a CEO.

If the board of directors chooses to dissociate the duties of chair and CEO, it will appoint the CEO and determine his/her term of office.

If the Company's general management is assumed by the chair of the board of directors, the provisions which follow on the CEO are applicable to him/her.

Subject to the powers which the law expressly assigns to shareholders' meetings and the powers which it specifically reserves for the board of directors, and within the limit of the corporate mission, the CEO is invested with the widest powers to act in any circumstance on the Company's behalf. He/she exercises said powers within the limit of the corporate mission and subject to the powers which the law expressly assigns to shareholders' meetings and the board of directors. He/she represents the Company in its relations with third parties.

The CEO may grant any partial delegations of his/her powers to any person of his/her choosing. The CEO may be removed by the board of directors at any time.

On a proposal from the CEO, the board of directors may appoint up to five natural persons charged with assisting the CEO with the title of deputy CEO.

The deputy CEOs may be removed by the board at any time on a proposal from the CEO.

In agreement with the CEO, the board of directors will determine the scope and term of the powers conferred on the deputy CEOs. Such powers may comprise the right of partial delegation. In the event of cessation of duties or impediment on the part of the CEO, they keep, unless the board decides otherwise, their duties and powers until the new CEO has been appointed.

The deputy CEOs have the same powers as the CEO with respect to third parties.

The term of office of the CEO will end at the end of the ordinary general meeting called to rule on the statements for the financial year during which he/she has reached the age of 75. The same age limit applies to deputy CEOs.

Adviser (non-voting member):

The general meeting may appoint natural persons or legal entities as advisers who constitute an advisory board.

The term of office of the advisers is three years and may be renewed, each year being understood as the interval between two consecutive annual general meetings.

The board of directors may itself temporarily appoint advisers subject to ratification by the next shareholders' ordinary general meeting. The advisers are convened to all the meetings of the board of directors and may take part in the deliberations, but with a consultative voice only. In the event of death, resignation or cessation of duties for any other reason of one or more advisers, the board of directors may co-opt their successor, the appointment being subject to ratification at the next general meeting.

Article 20 – Allowances and remuneration of the board of directors and of the advisers

The members of the board of directors may receive annual fixed remuneration. Its overall amount is determined by the general meeting. Said amount is maintained until it makes a new decision. The board of directors will share the remuneration between its members under the conditions it deems appropriate.

Annual fixed remuneration may be awarded to the non-voting members under the same conditions. Said remuneration is divided amongst them by the board of directors.

Article 21 – Depositary

The Depositary is appointed by the board of directors.

The Depositary carries out the tasks that are its responsibility under the laws and regulations in force, as well as those contractually assigned to it by the SICAV or management company. In particular, it must ensure that the portfolio management company's decisions comply with the applicable rules and regulations. It must, as needed, take all of the protective measures it deems appropriate. In the event of a dispute with the management company, it must inform the AMF.

If the SICAV is a feeder UCITS, the custodian will conclude an information exchange agreement with the custodian of the master UCITS (or, as the case may be, if it is also custodian of the master UCITS, it will draw up appropriate terms of reference).

Article 22 – Prospectus

The board of directors, or the management company if the SICAV has globally delegated its management, has all powers to make any amendments to the prospectus required to ensure the proper management of the Company, all within the framework of the laws and regulations specific to SICAVs.

TITLE 4 – AUDITOR

Article 23 - Appointment – Powers – Remuneration

The auditor is appointed for six financial years by the board of directors after agreement from the AMF from amongst the persons authorised to exercise such duties in commercial companies.

The auditor certifies that the financial statements reflect a true and fair view of the Company's position. The auditor's term of office may be renewed.

It is the auditor's responsibility to notify the AMF at the earliest opportunity of any fact or decision concerning the UCITS that comes to his/her attention over the course of the audit which would:

- constitute a breach of the laws or regulations applicable to this UCITS and could have a significant impact on its financial position, performance or assets;
- affect the conditions or continuation of its operation;
- lead to the issuance of reservations or a refusal to certify the financial statements.

The valuations of assets and determination of exchange ratios in any transaction involving a conversion, merger or split must be carried out under the supervision of the auditor.

The auditor assesses any contribution or redemption in kind under his/her own responsibility, except within the framework of redemptions in kind for an ETF on the primary market.

The auditor verifies the composition of the assets and other items before publication.

The auditor's fees are determined by mutual agreement between the auditor and the board of directors of the SICAV on the basis of a work programme, specifying the audits deemed necessary.

The auditor is required to verify the financial positions serving as a basis for interim payments.

If the SICAV is a feeder UCITS:

- The auditor has therefore concluded an information exchange agreement with the auditor of the master UCITS.

- If the auditor is also auditor of the master UCITS, he/she will draw up an appropriate work programme.

TITLE 5 – GENERAL MEETINGS

Article 24 – General meetings

General meetings are convened and deliberate under the conditions specified by law.

The annual general meeting, which must approve the Company's financial statements, must assemble within four months of the close of the financial year.

Meetings take place either at the registered office or in any other place specified in the notice to attend.

Any shareholder may attend meetings, in person or by proxy, upon proof of his/her identity and ownership of his/her securities in the form either of an entry in the registered securities accounts held by the Company or an entry in the bearer securities accounts, at the places mentioned in the notice to attend; the period during which such formalities must be accomplished expires two days before the date on which the meeting is held.

Any shareholder may be represented in accordance with the provisions of Article L. 225-106 of the French Commercial Code. Any shareholder may also vote by post under the conditions specified by the regulations in force.

Meetings are chaired by the chair of the board of directors or, in his/her absence, by a deputy chair or by a director delegated for such purpose by the board. Failing this, the meeting will elect its own chair.

Minutes of meetings will be drawn up and their copies will be certified and issued in accordance with the law.

TITLE 6 – ANNUAL FINANCIAL STATEMENTS

Article 25 – Financial year

The financial year begins on the day after the last Paris stock exchange day of December and ends on the last Paris stock exchange day of the same month of the following year (Euronext Paris calendar).

Exceptionally, however, the first financial year will include the transactions carried out since the inception date up to and including 31 December 2018.

Article 26 – Procedures for the allocation of distributable sums

The board of directors draws up the net income for the period which, in accordance with the provisions of the law, is equal to the

amount of interest, arrears, premiums and bonuses, dividends, director's fees and any other income concerning the securities constituting the portfolio of the SICAV (and/or, where applicable, of each subfund) plus the income from the sums currently available and less the amount of management fees, borrowing costs and any depreciation allowances.

Distributable sums are made up of:

- 1) net income plus retained earnings, as the case may be, and plus or minus the balance of the income equalisation account for the financial year ended;
- 2) realised capital gains, net of fees, recognised during the period plus net capital gains of the same type recognised in earlier periods which were not subject to distribution or accumulation and minus or plus the balance of the capital gains equalisation account.

The 1) and 2) amounts mentioned hereinabove may be distributed, where applicable, in full or in part, independently of each other.

For each share class, where applicable, the SICAV may opt, for each of the amounts mentioned in 1) and 2), for one of the following formulas:

- Accumulation: Distributable sums are fully accumulated with the exception of those subject to compulsory distribution in compliance with the law;
- Distribution: Sums are fully distributable, after rounding. The board of directors may decide, during the period, to make one or more interim distributions within the limit of the net revenue recognised on the date of the decision;
- Distribution and/or accumulation: The general meeting rules on the allocation of the sums mentioned in 1) and 2) each year. The board of directors may decide, during the period, to make one or more interim distributions within the limit of the net revenue recognised on the date of the decision.

The precise methods for allocating distributable sums appear in the prospectus.

Payment of distributable sums is made within a maximum period of five months of the end of the financial year.

Any dividends not claimed within five years of becoming payable are forfeited in accordance with the law.

TITLE 7 - EXTENSION – DISSOLUTION – LIQUIDATION

Article 27 – Extension or early dissolution

The board of directors may, at any time and for any reason whatsoever, propose to an extraordinary general meeting the extension, early dissolution or liquidation of the SICAV.

The issuance of new shares and redemption by the SICAV of shares from shareholders who so request cease on the day of publication of the notice to attend the general meeting at which the early dissolution and the liquidation of the Company are proposed, or on the expiry of the Company's duration.

Article 28 – Liquidation

The liquidation procedures are established in accordance with the provisions of Article L. 214-12 of the French Monetary and Financial Code.

The assets of the subfunds are allocated to the respective shareholders of such subfunds.

TITLE 8 – DISPUTES

Article 29 - Competence – Election of domicile

Any disputes which may arise during the life of the Company or its liquidation, either between the shareholders and the Company or between the shareholders themselves concerning corporate matters, are judged in accordance with the law and are subject to the jurisdiction of the competent courts.

TITLE 9 – AMENDMENTS TO THE ARTICLES OF INCORPORATION

Article 30 - Amendments to the articles of incorporation

Amendments to the Company's articles of incorporation are to be made at the extraordinary general meeting. By exception to the foregoing, the annexes to these founding articles of incorporation on the constitution of the Company and particularly on the designation of the founders, the first directors and the first auditors will be automatically removed when the articles of incorporation are next updated.

Article 31 – Enjoyment of legal personality

The SICAV will enjoy legal personality with effect from its entry in the trade and companies register.

TITLE 10 – APPENDICES

Article 32 - Designation of first shareholders and amount of contributions

It is recalled that the SICAV, constituted in the form of a SICAV with subfunds, is created by contributions from FCP Echiquier Agenor Mid Cap Europe, Echiquier Agressor, Echiquier Agressor PEA, Echiquier AltaRocca Convertibles, Echiquier AltaRocca Hybrid Bonds, Echiquier Arty, Echiquier Convexité Europe, Echiquier Credit Europe and Echiquier Patrimoine, whose holders who may not be listed, will become de facto shareholders of SICAV Echiquier at the end of the operation.

Such subscribed shares are fully paid up under the conditions set out hereinafter by:

1. The first shareholders of the Echiquier Agenor Mid Cap Europe subfund of the SICAV ECHIQUIER are as follows:

Shareholders	Type	Amount (euros)	Number of shares
Holders of units in the FCP Echiquier Agenor Mid Cap Europe			
represented by La Financière de l'Echiquier 53 avenue d'Iéna, 75116 Paris represented by Christophe Mianné	Contribution	787,072,179.19	A: 1,636,388.216 G: 64,693.942 I: 78,075.836

2. The first shareholders of the Echiquier Agressor subfund of the SICAV ECHIQUIER are as follows:

Shareholders	Type	Amount (euros)	Number of shares
Holders of units in the FCP Echiquier Agressor			
represented by La Financière de l'Echiquier 53 avenue d'Iéna, 75116 Paris represented by Christophe Mianné	Contribution	824,929,638.07	A: 454,843.914 G: 11,384.542 I: 20,490.055 P: 2,632.325

3. The first shareholders of the Echiquier Agressor PEA subfund of the SICAV ECHIQUIER are as follows:

Shareholders	Type	Amount (euros)	Number of shares
Holders of units in the FCP Echiquier Agressor PEA			
represented by La Financière de l'Echiquier, 53 Avenue d'Iéna 75116 PARIS represented by Christophe Mianné	Contribution	136,462,458.72	A: 436,014.341 G: 87,543.726

4. The first shareholders of the Echiquier AltaRocca Convertibles subfund of the SICAV ECHIQUIER are as follows:

Shareholders	Type	Amount (euros)	Number of shares
Holders of units in the FCP Echiquier AltaRocca Convertibles			
represented by La Financière de l'Echiquier 53 avenue d'Iéna, 75116 Paris represented by Christophe Mianné	Contribution	232,258,668.85	A: 333,420.974 G: 1 I: 109,397.305 F: 70,925.049

5. The first shareholders of the Echiquier AltaRocca Hybrid Bonds subfund of the SICAV ECHIQUIER are as follows:

Shareholders	Type	Amount (euros)	Number of shares
Holders of units in the FCP Echiquier AltaRocca Hybrid Bonds			
represented by La Financière de l'Echiquier 53 avenue d'Iéna, 75116 Paris represented by Christophe Mianné	Contribution	81,423,781.21	A: 263,123.605 AD: 5,093.224 G: 6,105.815 F: 31,876.10 I: 24,635.575

6. The first shareholders of the Echiquier Arty subfund of the SICAV ECHIQUIER are as follows:

Shareholders	Type	Amount (euros)	Number of shares
Holders of units in the FCP Echiquier Arty			
represented by La Financière de l'Echiquier 53 Avenue d'Iéna 75116 PARIS represented by Christophe Mianné	Contribution	1,337,480,500.94	A: 693,181.595 G: 24,305.557 I: 191,276.375 D: 9,949.813 R: 20,494.692

7. The first shareholders of the Echiquier Convexité Europe subfund of the SICAV ECHIQUIER are as follows:

Shareholders	Type	Amount (euros)	Number of shares
Holders of units in the FCP Echiquier Convexité Europe represented by La Financière de l'Echiquier, 53 Avenue d'Iéna 75116 PARIS represented by Christophe Mianné	Contribution	202,360,382.97	A: 22,849.61 G: 9,418.793 I: 124,685.601 D: 1

8. The first shareholders of the Echiquier Credit Europe subfund of the SICAV ECHIQUIER are as follows:

Shareholders	Type	Amount (euros)	Number of shares
Holders of units in the FCP Echiquier Credit Europe represented by La Financière de l'Echiquier, 53 Avenue d'Iéna 75116 PARIS represented by Christophe Mianné	Contribution	138,925,854.91	A: 298,670.65 G: 102,305.537 I: 752,271.601

9. The first shareholders of the Echiquier Patrimoine subfund of the SICAV ECHIQUIER are as follows:

Shareholders	Type	Amount (euros)	Number of shares
Holders of units in the FCP Echiquier Patrimoine represented by La Financière de l'Echiquier, 53 Avenue d'Iéna 75116 PARIS represented by Christophe Mianné	Contribution	637,131,112.89	A: 690,987.326 G: 55,796.183 I: 22,232.329

Article 33 - Identity of the persons who have signed or on behalf of whom the articles of incorporation have been signed

Mr Christophe MIANNÉ, representing the management company La Financière de l'Echiquier, whose registered office is situated at 53 avenue d'Iéna, 75116 Paris, on behalf and for the account of the shareholders in the FCP Echiquier Agenor Mid Cap Europe, Echiquier Agressor, Echiquier Agressor PEA, Echiquier AltaRocca Convertibles, Echiquier AltaRocca Hybrid Bonds, Echiquier Arty, Echiquier Convexité Europe, Echiquier Credit Europe and Echiquier Patrimoine, whose assets and liabilities have been contributed.

Article 34 – Appointment of the first directors

Designated as the first directors of the SICAV for a term of three years, which will end at the end of the general meeting called to rule on the financial statements for the period ended on the last Paris stock exchange day of December 2020, are:

- **Christophe Mianné**, born on 12 November 1963 in Compiègne (60) and residing at 19 villa Madrid, 92200 Neuilly-sur-Seine
- **Maroussia Collignon**, née Ermeneux, born on 5 February 1974 in Fontainebleau (77) and residing at 24 rue Chaptal, 92300 Levallois-Perret
- **AGPM Vie**, SIRET number 330 220 419 00015, with registered office at rue Nicolas Appert, 83086 Toulon Cedex 9, represented by Didier Rigaut, born on 3 January 1975 in La Seyne-sur-Mer (83) and residing at 444 avenue Gabriel Peri, 83160 La Valette-du-Var

They each accept their duties, as is recorded by their signature of these articles of incorporation below.

Each of them represents that they meet the conditions required by law, as regards holding multiple offices as director or supervisory board member.

Article 35 – Appointment of the first auditors

The following entity is appointed auditor of the SICAV for a term of six (6) financial years, its duties expiring at the end of the meeting called to rule on the financial statements for the sixth financial year:

PwC Sellam, represented by Frédéric Sellam, 2-6 rue Vatismesnil, CS 60003, 92532 Levallois-Perret Cedex A limited liability company (société à responsabilité limitée) entered in the Nanterre trade and companies register under number 453 541 450 Whose registered office is situated at 63 rue de Villiers, 92200 Neuilly-sur-Seine

PwC Sellam has let it be known that it accepts said duties and has stated that there is no incompatibility or prohibition connected with its appointment.

Article 36 – Appointment of the SICAV's Depositary

The SICAV's appointed Depositary is BNP Paribas SA, 16, boulevard des Italiens, 75009 Paris, and whose postal address is 9 rue du Débarcadère, 93500 Pantin.

Article 37 – Reiteration of the previous commitments accomplished on behalf of the SICAV

Signing of these articles of incorporation will entail reiteration of said commitments by the SICAV, which will be deemed to have been subscribed from the outset, this being from the time that the SICAV was entered in the trade and companies register. This statement has also been made available for shareholders at the future registered office of the SICAV within the period specified by law.

Article 38 – Undertaking on behalf of the legal personality

The founder shareholders mandate Christophe MIANNÉ to carry out, on behalf of the Company being formed, all undertakings it will deem appropriate and in keeping with its corporate mission.

Christophe MIANNÉ is expressly authorised to sign and subscribe the deeds and undertakings falling within the scope of his powers under the articles of incorporation and the law on behalf of the SICAV. Such deeds and undertakings will be deemed to have been executed and subscribed from the outset by the SICAV and reiterated as from entry in the trade and companies register.

Article 39 – Powers

All powers are granted to:

- to Christophe MIANNÉ, residing at 19 villa Madrid, 92200 Neuilly-Sur-Seine, with the power of delegation, for the purpose of signing and publishing the notice in a journal of legal announcements in the department of the registered office, causing to carry out all the formalities with a view to entry in the trade and companies register;
- and generally to the holder of an original or copy of these articles of incorporation to execute the formalities set out by law.

Executed in Paris on 05/12/2018
In 1 original copy

9. Informations for foreign investors

1. ADDITIONNAL INFORMATION FOR INVESTORS IN AUSTRIA

Facility in Austria according to EU Directive 2019/1160 article 92:

Erste Bank der österreichischen Sparkassen AG
Am Belvedere 1
A-1100 Vienna/Austria
E-mail: foreignfunds0540@erstebank.at

Applications for the redemption and conversion of units may be sent to the Austrian Facility.

All payments to investors, including redemption proceeds and potential distributions, may, upon request, be paid through the Austrian Facility.

The full prospectus (composed of the Prospectus and the Investment Fund Rules), the KIIDs and the annual and semi-annual reports may be obtained, free of charge in hardcopy, at the office of the Austrian Facility during normal opening hours.

Issue, redemption and conversion prices of units and any other information to the unitholders are also available, free of charge in hardcopy form, from the Austrian Facility.

No notification has been filed for the investment compartment ECHIQUIER AGRESSOR, ECHIQUIER CREDIT EUROPE, ECHIQUIER PATRIMOINE, ECHIQUIER ALTAROCCA HYBRID BONDS, ECHIQUIER VALUE EURO, ECHIQUIER QME, ECHIQUIER ALPHA MAJOR, ECHIQUIER SHORT TERM CREDIT, ECHIQUIER AGENOR EURO SRI MID CAP.

2. ADDITIONNAL INFORMATION FOR INVESTORS IN GERMANY

Right to market shares in Germany

FINANCIERE DE L'ECHIQUIER (the "Company") has notified its intention to market shares in the Federal Republic of Germany and since completion of the notification process it has the right to market shares.

No notification has been filed for the investment compartment ECHIQUIER CREDIT EUROPE, ECHIQUIER ALTAROCCA HYBRID BONDS, ECHIQUIER ALPHA MAJOR, ECHIQUIER SHORT TERM CREDIT, ECHIQUIER AGENOR EURO SRI MID CAP.

Copies of the prospectus (including Article of Incorporation), the key investor information document (KIID) as well as the audited annual account and, if subsequently published, the unaudited half-yearly account may be obtained free of charge in paper form at the registered office of the Management company :

La Financière de l'Echiquier
Direction Controle Interne
53 avenue d'Iéna, 75116 Paris – FRANCE.
controleinterne@lfde.com

Subscription, redemption and conversion requests shall be made to the depositary (BNP Paribas Securities Services) or the management company directly (per email to gpassif@lfde.com). These entities will then liaise with the transfer agent and registrar to process payments as defined in the Prospectus.

Investors will find information on their rights and further information on complaints procedures on the website :
<https://www.lfde.com/de/rechtliche-hinweise/>

Publications

In Germany, the subscription and redemption prices will be published on www.fin-echiquier.fr/de

Shareholder notifications, if any, will be published on the management website : www.lfde.com.

In the cases enumerated in Sec. 298 (2) KAGB shareholders additionally will be notified by means of a durable medium in terms of Sec. 167 KAGB.

For any information :

LA FINANCIERE DE L'ECHIQUIER - Bockenheimer Landstraße 51-53, 60325 Frankfurt-sur-le-Main

Template pre-contractual disclosure for the financial products referred to in Article 8, paragraphs 1, 2 and 2a, of Regulation (EU) 2019/2088 and Article 6, first paragraph, of Regulation (EU) 2020/852

Product name:
**ECHQUIER AGENOR SRI MID CAP
EUROPE**

Legal entity identifier: 9695003F9ARCU62L0A03

Sustainable investment

means an investment in an economic activity that contributes to an environmental or social objective, provided that the investment does not significantly harm any environmental or social objective and that the investee companies follow good governance practices.

The **EU Taxonomy** is a classification system laid down in Regulation (EU) 2020/852, establishing a list of **environmentally sustainable economic activities**. That Regulation does not include a list of socially sustainable economic activities. Sustainable investments with an environmental objective might be aligned with the Taxonomy or not.

Sustainability indicators

measure how the environmental or social characteristics promoted by the financial product are attained.



Environmental and/or social characteristics

Does this financial product have a sustainable investment objective?

☐ Yes

☒ No

☐ It will make a minimum of **sustainable investments with an environmental objective: %**

☐ in economic activities that qualify as environmentally sustainable under the EU Taxonomy

☐ in economic activities that do not qualify as environmentally sustainable under the EU Taxonomy

☐ It will make a minimum of **sustainable investments with a social objective: %**

☒ It **promotes Environmental/Social (E/S) characteristics** and while it does not have as its objective a sustainable investment, it will have a minimum proportion of 40% of sustainable investments

☐ with an environmental objective in economic activities that qualify as environmentally sustainable under the EU Taxonomy

☒ with an environmental objective in economic activities that do not qualify as environmentally sustainable under the EU Taxonomy

☒ with a social objective

☐ It promotes E/S characteristics, but **will not make any sustainable investments**

What environmental and/or social characteristics are promoted by this financial product ?

The responsible investment strategy is based on ESG criteria highlighting the environmental and/or social characteristics promoted by this financial product, such as the reduction of the environmental impact of companies in terms of air pollution, the protection of biodiversity, the taking into account by companies of environmental risks... or the improvement of working conditions, the protection of employees, the fight against discrimination...

No specific index has been designated as a benchmark to determine whether the financial product is aligned with the environmental and/or social characteristics it promotes.

☐ What sustainability indicators are used to measure the attainment of each of the environmental or social characteristics promoted by this financial product ?

For this financial product, the research on environmental and social criteria is carried out with the support of MSCI ESG Research, which has its own analysis framework. Their criteria are adapted to the sector and issues of each of the companies analysed. In the absence of MSCI ESG research available on certain companies, the analysis of environmental and social characteristics is then internalised in its entirety. The main sustainability indicators used to measure the achievement of each of the environmental or social characteristics promoted by the financial product are the following:

Environment :

Policy and actions: existence of an environmental roadmap (precise and dated objectives allowing evolution trends to be identified), choice of indicators for this roadmap, level of ambition of the company with regard to its environmental objectives, environmental actions implemented to achieve the objectives fixed, existence of an environmental management system and a policy to protect biodiversity.

Results: communication by the company on the results of its action plan (results presented over a long period and evolution trends), evolution of the main environmental ratios (water consumption, CO2 emissions, energy consumption, production and treatment of waste including plastic waste, use of chemical products, etc.) and investments made to reduce its environmental impact.

Suppliers: exposure of suppliers to environmental risks, degree of complexity of the supply chain, dependence on suppliers, monitoring of suppliers and support of suppliers towards better practices.

Environmental impact of products: positive or negative impact of products on the environment, eco-design approach, existence of product life cycle analyses, circular economy, green share of company turnover and end-of-life management of products.

Social

Loyalty and progression: attractiveness of the employer brand, ability to recruit, employee satisfaction, employee loyalty policy, career management, training policy and employee retention potential.

Protection: anti-discrimination, diversity, health and safety protection for employees, respect for trade union rights, promotion and quality of social dialogue and support for employees in the event of restructuring.

Suppliers: exposure of suppliers to social risks, degree of complexity of the supply chain, dependence on suppliers, support of suppliers to improve practices and monitoring of suppliers.

Social impact of products: social impact of products for the customer and for society (e.g. avoided costs) and accessibility of products.

Relations with civil society: the company's philanthropic approach (including skills sponsorship), relations with local communities, customer satisfaction and participation in local sustainability initiatives

Also, in this financial product, several performance indicators are monitored:

Induced emissions intensity: This indicator measures the all-scope induced emissions intensity of the financial product (compared to its benchmark) using Carbon4 Finance's Weighted Average Carbon Intensity (WACI) methodology. The calculation method used is detailed in the question "What investment strategy does this financial product follow?"

ESG Controversy Score: This indicator measures the level of severity of a company's controversies. This score, ranging from 0 to 10 (0 being the worst score), is provided to us by MSCI ESG Research. The calculation method used is detailed in the question "What investment strategy does this financial product follow?"

Carbon Impact Ratio (CIR): This indicator corresponds to the ratio between the GHG emissions avoided and the GHG emissions induced by a company (in tonnes of CO2 equivalent). This indicator makes it possible to assess the relevance of a company's activity in relation to the challenges of combating climate change. The calculation method used is available in the Transparency Code available on the management company's website.

United Nations Global Compact: This indicator analyses the share of issuers within the financial product that are signatories to the United Nations Global Compact. Signatory companies are committed to adopting a socially responsible attitude by respecting and promoting principles relating to human rights, international labour standards and the fight against corruption. In addition, they are committed to a process of continuous improvement of their CSR policies and undertake to communicate publicly on their progress on an annual basis. The calculation method used is available in the Transparency Code available on the management company's website.

Employee turnover: This indicator analyses the employee turnover rate of the companies in the financial product. The employee turnover rate is a leading indicator of the social policy of companies. Its result can reflect the level of employee satisfaction, and more broadly the social climate of the company. We report the employee turnover rate provided to us by MSCI ESG Research. The calculation method used is available in the Transparency Code available on the management company's website.

○ What are the objectives of the sustainable investments that the financial product partially intends to make and how does the sustainable investment contribute to such objectives ?

The sustainable investment objectives that the financial product aims to partially achieve are to contribute to the achievement of the United Nations Sustainable Development Goals (including the fight against climate change, the protection of biodiversity and the improvement of access to health in the world). To assess this positive contribution to society and the environment, the financial product uses the three impact scores developed internally by La Financière de l'Echiquier ("SDG Score" (focusing on 9 SDGs), the "Climate & Biodiversity Maturity Score" (MCB), the "AAAA Score" (focusing on access to health)) and an external score called the "MSCI SDG Score" built from MSCI ESG Research data.

If the issuer has a sufficient score on one of these four scores, it will be considered that its economic activity contributes to an environmental or social objective. Finally, in the event that none of the four impact scores mentioned above is available for a company (particularly in the case of a company not covered by MSCI), an analysis of the contribution to the SDGs will be carried out internally using the internal "SI SDG Score" (broader than the SDG Score because it focuses on 17 SDGs instead of 9).

These methodologies are detailed in the question "What investment strategy does this financial product follow?" if the financial product uses one of these impact scores.

○ How do the sustainable investments that the financial product partially intends to make, not cause significant harm to any environmental or social sustainable investment objective ?

To ensure that the sustainable investments of the financial product will not significantly harm an environmental or social objective (DNSH), La Financière de l'Echiquier has defined a "DNSH" procedure for products with a sustainable investment objective, including :

Principal adverse impacts are the most significant negative impacts of investment decisions on sustainability factors relating to environmental, social and employee matters, respect for human rights anti-corruption and anti-bribery matters.

- Sectoral and normative exclusions complementary to the extra-financial approach of the product (recalled below) and which make it possible to reduce its exposure to social and environmental prejudices: Tobacco, all types of armaments, non-conventional and non-controversial fossil fuels, gambling, pornography, alcohol, GMOs, palm oil and biocides,
- A consideration of the principal adverse impacts (PAI) of these investments on sustainability factors.

How have the indicators for adverse impacts on sustainability factors been taken into account ?

Regarding adverse impacts, this financial product takes into account 14 mandatory indicators from Table 1 of Annex I of the European Commission's Delegated Regulation (EU) 2022/1288, and also includes the following 2 additional indicators: investments in companies without carbon reduction initiatives and investments in issuers without a policy to prevent accidents at work. Their consideration is carried out within the various aspects of the management company's responsible investment approach: through the exclusion policy (sectoral and normative), the ESG analysis methodology, the various Impact scores, the measurement and monitoring of ESG performance indicators (carbon intensity, ESG controversy score) as below:

CLIMATE & ENVIRONNEMENT

- Scope 1, 2 and 3 greenhouse gas emissions by measuring and monitoring CO2 emissions and equivalents for all scopes (1, 2, 3),
- The carbon footprint, measured and monitored using the Carbon Impact Ratio methodology (ratio of saved emissions to induced emissions),
- The carbon intensity of the invested companies (in teqCO_2) calculated as a function of the intensity of induced emissions (WACI), and driven by the commitment to outperform the financial product against its benchmark,
- The exposure of invested companies to fossil fuels is taken into account in the ESG analysis and in the exclusion policy,
- The share of non-renewable energy consumption and production taken into account in the ESG analysis,
- The intensity of energy consumption taken into account in the ESG analysis,
- Impact on biodiversity through ESG analysis and measurement of the biodiversity footprint
- Tons of priority substances discharged to water considered in the ESG analysis,
- Tonnes of dangerous waste taken into account in the ESG analysis,
- Investments in companies without carbon reduction initiatives in the ESG analysis (additional indicator).

SOCIAL, HUMAN RESOURCES, RESPECT FOR RIGHTS INCLUDING HUMAN RIGHTS

- The proportion of issuers implicated in violating the UN Global Compact or the OECD Guidelines, through MSCI ESG Research's normative exclusion policy and controversy monitoring,
- The proportion of investments in issuers without a compliance process and mechanism to monitor compliance with the UN Global Compact principles or the OECD Guidelines, through MSCI ESG Research's normative exclusion policy and controversy monitoring,
- The gender pay gap taken into account in the ESG analysis,
- Diversity on company boards in % of women according to the different legislations between countries and the level of voluntarism and proactivity of companies on the subject, taken into account in the ESG analysis,
- Exposure to controversial weapons (anti-personnel mines, cluster munitions, etc.) taken into account in the sectoral exclusion policy,
- Investments in issuers without an occupational accident prevention policy taken into account in the ESG analysis (additional indicator).

How are the sustainable investments aligned with the OECD Guidelines for Multinational Enterprises and the UN Guiding Principles on Business and Human Rights?

Through the consideration of PAIs, and in particular the use of the following social PAIs, the investments of this financial product are in line with the principles mentioned:

- Violation of the UN Global Compact principles and the OECD Guidelines for Multinational Enterprises,
- Lack of processes and mechanisms for monitoring compliance with the UN Principles and the OECD Guidelines for Multinational Enterprises

Compliance with these PAIs is monitored through MSCI ESG Research's normative exclusion policy and controversy monitoring.

The EU Taxonomy sets out a "do not significant harm" principle by which Taxonomy-aligned investments should not significantly harm EU Taxonomy objectives and is accompanied by specific EU criteria.

The "do no significant harm" principle applies only to those investments underlying the financial product that take into account the EU criteria for environmentally sustainable economic activities. The investments underlying the remaining portion of this financial product do not take into account the EU criteria for environmentally sustainable economic activities.

Any other sustainable investments must also not significantly harm any environmental or social objectives.

Does this financial product consider principal adverse impacts on sustainability factors?

☒ Yes

☐ No

The investment strategy guides investment decisions based on factors such as investment objectives and risk tolerance.



Regarding adverse impacts, this financial product takes into account 14 mandatory indicators from Table 1 of Annex I of the European Commission's Delegated Regulation (EU) 2022/1288, and also includes the following 2 additional indicators: investments in companies without carbon reduction initiatives and investments in issuers without a policy to prevent accidents at work. Their consideration is carried out within the various aspects of the management company's responsible investment approach: through the exclusion policy (sectoral and normative), the ESG analysis methodology, the various Impact scores, the measurement and monitoring of ESG performance indicators (carbon intensity, ESG controversy score) as below:

CLIMATE & ENVIRONNEMENT

- Scope 1, 2 and 3 greenhouse gas emissions by measuring and monitoring CO2 emissions and equivalents for all scopes (1, 2, 3),
- The carbon footprint, measured and monitored using the Carbon Impact Ratio methodology (ratio of saved emissions to induced emissions),
- The carbon intensity of the invested companies (in teqCO_2) calculated as a function of the intensity of induced emissions (WACI), and driven by the commitment to outperform the financial product against its benchmark,
- The exposure of invested companies to fossil fuels is taken into account in the ESG analysis and in the exclusion policy,
- The share of non-renewable energy consumption and production taken into account in the ESG analysis,
- L'intensité de la consommation d'énergie prise en compte dans l'analyse ESG,
- Impact on biodiversity through ESG analysis and measurement of the biodiversity footprint
- Tons of priority substances discharged to water considered in the ESG analysis,
- Tonnes of dangerous waste taken into account in the ESG analysis,
- Investments in companies without carbon reduction initiatives in the ESG analysis (additional indicator).

SOCIAL, HUMAN RESOURCES, RESPECT FOR RIGHTS INCLUDING HUMAN RIGHTS

- The proportion of issuers implicated in violating the UN Global Compact or the OECD Guidelines, through MSCI ESG Research's normative exclusion policy and controversy monitoring,
- The proportion of investments in issuers without a compliance process and mechanism to monitor compliance with the UN Global Compact principles or the OECD Guidelines, through MSCI ESG Research's normative exclusion policy and controversy monitoring,
- The gender pay gap taken into account in the ESG analysis,
- Diversity on company boards in % of women according to the different legislations between countries and the level of voluntarism and proactivity of companies on the subject, taken into account in the ESG analysis,
- Exposure to controversial weapons (anti-personnel mines, cluster munitions, etc.) taken into account in the sectoral exclusion policy,
- Investments in issuers without an occupational accident prevention policy taken into account in the ESG analysis (additional indicator).

What investment strategy does this financial product follow ?

The financial product implements a financial strategy based on investment in European small and mid-cap growth stocks, selected in particular for the quality of their management. This financial product systematically integrates ESG criteria into its financial management. This has an impact on the selection of securities in the portfolio.

The extra-financial approach integrated in the investment strategy of this financial product is the following:

- Sectoral and normative exclusions filter
- Recreational cannabis, Tobacco production, Controversial weapons as defined by the Ottawa and Oslo Conventions, Thermal coal, Tobacco, Arms (in the broadest sense, including nuclear weapons with no minimum turnover threshold), Gambling, Pornography, Non-conventional and controversial hydrocarbons, Conventional hydrocarbons, companies subject to controversies deemed very severe by MSCI ESG Research (a list containing, among others, companies guilty of the proven violation of one or more of the ten principles of the United Nations Global Compact) and companies affected by the US Executive Order 13959.
- The ESG rating coverage of portfolio securities must be at least 100% at all times.
- The minimum ESG rating for each portfolio company must be greater than or equal to 5.5/10. To assess the minimum ESG rating, a number of ESG indicators are used as described in the question "What sustainability indicators are used to measure the attainment of each of the environmental or social characteristics promoted by the financial product? If an issuer's ESG rating is below this level, it is automatically excluded from the investable universe.
- Controversies are monitored on the basis of MSCI ESG Research and will result in a malus that can reduce the ESG rating by up to 1 point, and possibly exclude the stock if the ESG rating falls below the minimum rating (5.5/10). When the stock is not covered by MSCI ESG Research, the analysis is fully internalised and the controversy malus can be up to 2 points maximum. This malus only sanctions governance controversies. This difference is explained by the fact that MSCI ESG Research integrates and penalises, directly in its environmental and social ratings, any controversies that an issuer may have on these two dimensions. Also, if requested by LFDE's teams, the Ethics Committee has the power to decide to exclude a stock from the portfolios in the event of a serious controversy arising within a company held in one or more portfolios.

Good governance practices include sound management structures, employee relations, remuneration of staff and tax compliance.

- The induced emissions intensity of all scopes must be better than its benchmark. The portfolio coverage rate must be greater than or equal to 90% for this financial product. The calculation method used is available in the Transparency Code available on the management company's website.
- The ESG Controversy Score must be better than its benchmark: This score measures the level of severity of a company's controversies. This score, ranging from 0 to 10 (0 being the worst score), is provided to us by MSCI ESG Research. The portfolio coverage rate must be greater than or equal to 70% for this financial product.
- A minimum of 40% of investments (in net assets) in sustainable investments. To assess this positive contribution to society and the environment, the financial product uses the three impact scores developed internally by La Financière de l'Échiquier:

Score SDG This score defines the net contribution of companies to the SDGs. In our methodology, we measure this contribution according to two scores. First, the Solutions Score, which is based on the analysis of products and services. Among the 17 SDGs, 9 business-oriented SDGs were selected (3, 4, 6, 7, 8, 9, 11, 12, 16). For each of them, we have mapped the activities that contribute positively and those that contribute negatively. The distribution of the company's turnover in these activities gives a Net Score out of 100. Secondly, the Initiatives Score which is based on the analysis of the company's social and environmental practices. The objective of this score is to value the advanced social and environmental practices of companies contributing to the SDGs and to penalise practices that contribute negatively to one or more SDGs. LFDE has mapped these practices for each of the 17 SDGs. From these two scores, the contribution of companies to the SDGs is assigned to the targets of each SDG. The average of the Solutions score and the Initiatives score gives an SDG score out of 100. Companies need to achieve an SDO score of 25/100 and a Solutions score of 20/100 to ensure that they are making a positive environmental and/or social contribution.

Climate & Biodiversity Maturity Score (MCB) : This score determines the level of maturity of companies in taking into account the climate and biodiversity issues they face and will face in the future. The MCB score is composed of 3 or 4 pillars (Governance, Climate, Biodiversity, Just Transition) depending on the impact of the company on biodiversity, to which is added a malus linked to environmental controversies. Companies must obtain a minimum MCB score of 40% to ensure that they are taking climate change and biodiversity decline seriously in their strategy and therefore making a positive environmental contribution

AAAA score : This score defines a company's contribution through its products and services to at least one of the four dimensions of access to health (Availability, Geographical Accessibility, Financial Accessibility, Acceptability) inspired by the work of the World Health Organisation (WHO) on the subject. Companies must contribute at least 20% of their revenue to at least one of the four dimensions without significantly harming these issues (Do No Significant Harm). Companies must obtain an AAAA score of 20% and pass the DNSH filter to ensure their positive social contribution

A score constructed internally from MSCI ESG Research data:

MSCI SDG score : This score identifies companies that contribute positively through their products and services and/or their operations to the achievement of at least one of the 17 SDGs. This contribution is measured using three scores ("PRODUCT", "OPERATIONAL", "NET") provided by MSCI ESG Research. Each of these scores ranges from -10 to +10. To determine the positive contribution to at least one of the 17 SDGs, the company must validate two steps. Firstly, it must have between 10% and 25% of its turnover contributing to an SDG ("PRODUCT" score greater than or equal to +5, considered as aligned or very aligned according to MSCI) and/or have its operations considered as aligned or very aligned with the achievement of this same SDG ("OPERATIONAL" score greater than or equal to +5 according to MSCI) On the other hand, the average of these two scores (NET Score according to MSCI) must be greater than or equal to +2.5 in order to ensure their positive environmental and/or social contribution

In the event that none of the four impact scores listed above are available for a company, we have developed the following impact score internally:

SI SDG Score This score defines the net contribution of companies to the SDGs. It is constructed in the same way as the SDG Score presented above, except that the Solutions Score covers all 17 SDGs (instead of 9). Companies must obtain an SDG score of 25/100 and a Solutions score of 20/100 to ensure that they are making a positive environmental and/or social contribution.

More information on our impact methodologies can be found in the Transparency Code available on the management company's website (www.lfde.com / Responsible Investment section).

- ***What are the binding elements of the investment strategy used to select the investments to attain each of the environmental or social characteristics promoted by this financial product ?***

As detailed above, the filter of sector and normative exclusions and the minimum ESG rating of each company in the portfolio (5.5/10), induced emissions intensity and ESG controversy score are constraining elements of the investment strategy used to select investments as they reduce the investment universe.

- *What is the committed minimum rate to reduce the scope of the investments considered prior to the application of that investment strategy ?*

The sector and normative exclusion filters and the minimum ESG rating of 5.5/10 reduce the investment universe by minimum 20%.

- *What is the policy to assess good governance practices of the investee companies?*

The policy for assessing the good governance practices of the companies benefiting from the investments is as follows: the Governance rating represents approximately 60% of the global ESG rating. This is a historical bias of La Financière de l'Echiquier, which has attached particular importance to this aspect since its creation. This conviction is reinforced by the fact that all ESG analyses produced by La Financière de l'Echiquier benefit from a governance rating carried out entirely in-house. The governance criteria assessed are

- **Competences of the management team :**
 - **For the CEO :** legitimacy in the business, track record, managerial capacity, leadership and structure of the remuneration scheme
 - **For the executive committee :** composition, diversity, relevance of the functions represented and commitment on CSR issues
- **Checks and balances :** sources of checks and balances within the Board, anticipation of the succession of the CEO, matching the profiles of directors with the needs of the company, male/female diversity of the Board, geographical diversity, availability and involvement of directors.
- **Respect for minority shareholders :** interest for the company to be listed, anti-takeover mechanisms and transparency of financial information.
- **Evaluation of ESG risks :** identification and management of extra-financial risks, the fight against corruption and responsible taxation, the quality of the company's CSR reporting and discourse, and the positive dynamics of progress on ESG aspects.

An analysis on governance controversies is carried out during the ESG analysis of companies, which can directly impact the ESG rating through a maximum malus of 1 point. When the stock is not covered by MSCI ESG Research, the analysis is fully internalised and the controversy malus can be up to 2 points maximum

Asset allocation describes the share of investments in specific assets.



What is the asset allocation planned for this financial product?

Taxonomy-aligned activities are expressed as a share of:

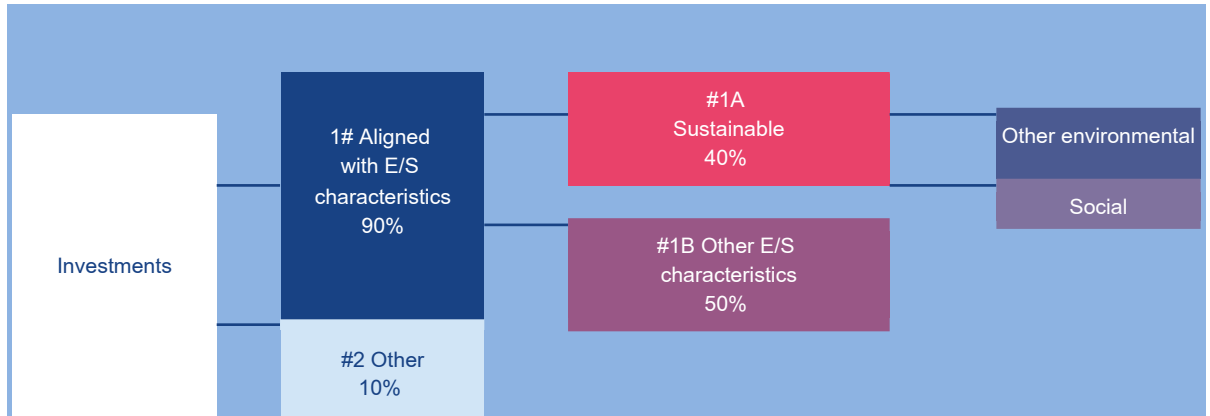
- **turnover** reflecting the share of revenue from green activities of investee companies
- **capital expenditure** (CapEx) showing the green investments made by investee companies, e.g. for a transition to a green economy.
- **operational expenditure** (OpEx) reflecting green operational activities of investee companies.

The financial product invests at least 90% of its net assets in assets that have been deemed "eligible" according to the ESG process in place - i.e. in investments that are aligned with the promoted environmental and social characteristics (#1 Aligned with E/S characteristics).

Up to 10% of the net assets are not aligned with these characteristics (#2 Other).

The financial product invests at least 40% of its assets in assets that have been deemed to be sustainable investments (#1A Sustainable).

A more detailed description of the specific asset allocation of this financial product can be found in its prospectus.



Enabling activities directly enable other activities to make a substantial contribution to an environmental objective.

Transitional activities are activities for which low-carbon alternatives are not yet available and among others have greenhouse gas emission levels corresponding to the best performance.

#1 Aligned with E/S characteristics includes the investments of the financial product used to attain the environmental or social characteristics promoted by the financial product.

#2 Other includes the remaining investments of the financial product which are neither aligned with the environmental or social characteristics, nor are qualified as sustainable investments.

The category **#1 Aligned with E/S characteristics** covers:

- The sub-category **#1A Sustainable** covers sustainable investments with environmental or social objectives.
- The sub-category **#1B Other E/S characteristics** covers investments aligned with the environmental or social characteristics that do not qualify as sustainable investments.

○ **How does the use of derivatives attain the environmental or social characteristics promoted by the financial product ?**

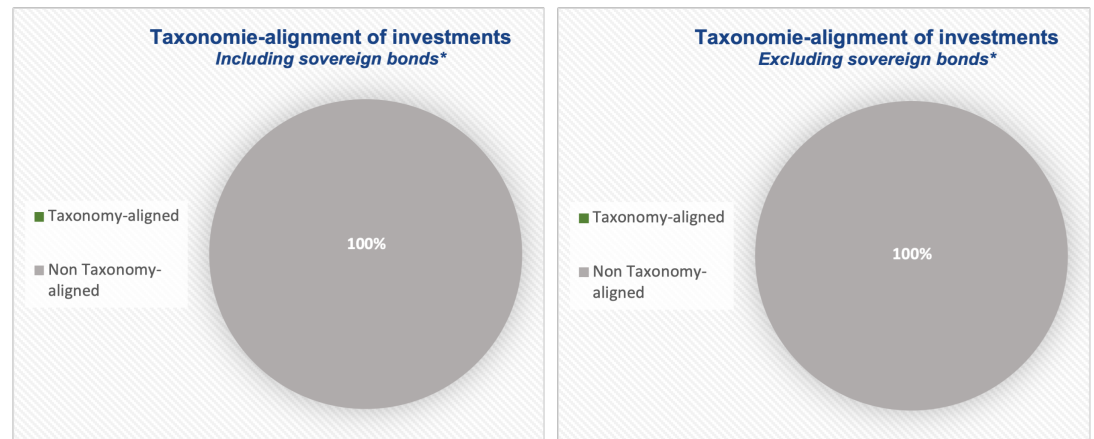
Non applicable



To what minimum extent are sustainable investments with an environmental objective aligned with the EU Taxonomy?

The financial product may invest in environmentally sustainable economic activities, however the investments of this financial product do not take into account the EU criteria for environmentally sustainable economic activities. The financial product commits to a 0% alignment with the European Taxonomy

The two graphs below show in green the minimum percentage of investments that are aligned with the EU Taxonomy. As there is no appropriate methodology to determine the Taxonomy-alignment of sovereign bonds*, the first graph shows the Taxonomy alignment in relation to all the investments of the financial product including sovereign bonds, while the second graph shows the Taxonomy alignment only in relation to the investments of the financial product other than sovereign bonds.



* For the purpose of these graphs, 'sovereign bonds' consist of all sovereign exposures.

- **What is the minimum share of investments in transitional and enabling activities ?**

Not applicable



- **What is the minimum share of sustainable investments with an environmental objective that are not aligned with the EU Taxonomy ?**

The minimum share of sustainable investments with an environmental objective that are not aligned with the EU taxonomy is 100%.



- **What is the minimum share of socially sustainable investments ?**

The minimum share of socially sustainable investments shall in total be at least 1% of the net assets of the Sub-Fund.



- **What investments are included under "#2 Other", what is their purpose and are there any minimum environmental or social safeguards ?**

Investments included in the "#2 Other" category of the financial product represent up to 10% of the investments and are cash only. The cash does not have environmental or social guarantees.



- **Is a specific index designated as a reference benchmark to determine whether this financial product is aligned with the environmental and/or social characteristics that it promotes ?**

Not applicable

- **How is the reference benchmark continuously aligned with each of the environmental or social characteristics promoted by the financial product ?**

Not applicable

- **How is the alignment of the investment strategy with the methodology of the index ensured on a continuous basis ?**

Not applicable

- **How does the designated index differ from a relevant broad market index ?**

Not applicable



are sustainable investments with an environmental objective that do not take into account the criteria for environmentally sustainable economic activities under the EU Taxonomy.

Reference benchmarks are indexes to measure whether the financial product attains the environmental or social characteristics that they promote.

○ ***Where can the methodology used for the calculation of the designated index be found ?***

Not applicable



Where can I find more product specific information online ?

More product-specific information can be found on the website :

More information on the management company's extra-financial approach can be found in the Transparency Code (I) and the SFDR Policy - Article 4 available on the management company's website (www.lfde.com / Responsible Investment section). In addition, further information on the fund and in particular its regulatory documentation is available on the management company's website (www.lfde.com / Funds section)

Template pre-contractual disclosure for the financial products referred to in Article 8, paragraphs 1, 2 and 2a, of Regulation (EU) 2019/2088 and Article 6, first paragraph, of Regulation (EU) 2020/852

Product name:
ECHQUIER AGRESSOR

Legal entity identifier: 9695007H77PGEWLITK45

Environmental and/or social characteristics

Does this financial product have a sustainable investment objective?

☐ Yes

☒ No

☐ It will make a minimum of **sustainable investments with an environmental objective: %**

☐ in economic activities that qualify as environmentally sustainable under the EU Taxonomy

☐ in economic activities that do not qualify as environmentally sustainable under the EU Taxonomy

☐ It will make a minimum of **sustainable investments with a social objective: %**

☒ It **promotes Environmental/Social (E/S) characteristics** and while it does not have as its objective a sustainable investment, it will have a minimum proportion of 10% of sustainable investments

☐ with an environmental objective in economic activities that qualify as environmentally sustainable under the EU Taxonomy

☒ with an environmental objective in economic activities that do not qualify as environmentally sustainable under the EU Taxonomy

☒ with a social objective

☐ It promotes E/S characteristics, but **will not make any sustainable investments**

Sustainable investment

means an investment in an economic activity that contributes to an environmental or social objective, provided that the investment does not significantly harm any environmental or social objective and that the investee companies follow good governance practices.

The **EU Taxonomy** is a classification system laid down in Regulation (EU) 2020/852, establishing a list of **environmentally sustainable economic activities**. That Regulation does not include a list of socially sustainable economic activities. Sustainable investments with an environmental objective might be aligned with the Taxonomy or not.



What environmental and/or social characteristics are promoted by this financial product ?

The responsible investment strategy is based on ESG criteria highlighting the environmental and/or social characteristics promoted by this financial product, such as the reduction of the environmental impact of companies in terms of air pollution, the protection of biodiversity, the taking into account by companies of environmental risks... or the improvement of working conditions, the protection of employees, the fight against discrimination...

No specific index has been designated as a benchmark to determine whether the financial product is aligned with the environmental and/or social characteristics it promotes.

○ What sustainability indicators are used to measure the attainment of each of the environmental or social characteristics promoted by this financial product ?

For this financial product, the research on environmental and social criteria is carried out with the support of MSCI ESG Research, which has its own analysis framework. Their criteria are adapted to the sector and issues of each of the companies analysed. In the absence of MSCI ESG research available on certain companies, the analysis of environmental and social characteristics is then internalised in its entirety. The main sustainability indicators used to measure the achievement of each of the environmental or social characteristics promoted by the financial product are the following:

Environment :

Policy and actions: existence of an environmental roadmap (precise and dated objectives allowing evolution trends to be identified), choice of indicators for this roadmap, level of ambition of the company with regard to its environmental objectives, environmental actions implemented to achieve the objectives fixed, existence of an environmental management system and a policy to protect biodiversity.

Results: communication by the company on the results of its action plan (results presented over a long period and evolution trends), evolution of the main environmental ratios (water consumption, CO2 emissions, energy consumption, production and treatment of waste including plastic waste, use of chemical products, etc.) and investments made to reduce its environmental impact.

Suppliers: exposure of suppliers to environmental risks, degree of complexity of the supply chain, dependence on suppliers, monitoring of suppliers and support of suppliers towards better practices.

Environmental impact of products: positive or negative impact of products on the environment, eco-design approach, existence of product life cycle analyses, circular economy, green share of company turnover and end-of-life management of products.

Sustainability indicators

measure how the environmental or social characteristics promoted by the financial product are attained.

Social

Loyalty and progression: attractiveness of the employer brand, ability to recruit, employee satisfaction, employee loyalty policy, career management, training policy and employee retention potential.

Protection: anti-discrimination, diversity, health and safety protection for employees, respect for trade union rights, promotion and quality of social dialogue and support for employees in the event of restructuring.

Suppliers: exposure of suppliers to social risks, degree of complexity of the supply chain, dependence on suppliers, support of suppliers to improve practices and monitoring of suppliers.

Social impact of products: social impact of products for the customer and for society (e.g. avoided costs) and accessibility of products.

Relations with civil society: the company's philanthropic approach (including skills sponsorship), relations with local communities, customer satisfaction and participation in local sustainability initiatives

Also, in this financial product, an environmental performance indicator is monitored. This is the intensity of emissions induced by all scopes of the financial product (in comparison with its benchmark) according to the WACI (Weighted Average Carbon Intensity) methodology of Carbon4 Finance (see Transparency Code for more details on the methodology used).

○ ***What are the objectives of the sustainable investments that the financial product partially intends to make and how does the sustainable investment contribute to such objectives ?***

The sustainable investment objectives that the financial product aims to partially achieve are to contribute to the achievement of the United Nations Sustainable Development Goals (including the fight against climate change, the protection of biodiversity and the improvement of access to health in the world). To assess this positive contribution to society and the environment, the financial product uses the three impact scores developed internally by La Financière de l'Echiquier ("SDG Score" (focusing on 9 SDGs), the "Climate & Biodiversity Maturity Score" (MCB), the "AAAA Score" (focusing on access to health)) and an external score called the "MSCI SDG Score" built from MSCI ESG Research data.

If the issuer has a sufficient score on one of these four scores, it will be considered that its economic activity contributes to an environmental or social objective. Finally, in the event that none of the four impact scores mentioned above is available for a company (particularly in the case of a company not covered by MSCI), an analysis of the contribution to the SDGs will be carried out internally using the internal "SI SDG Score" (broader than the SDG Score because it focuses on 17 SDGs instead of 9).

These methodologies are detailed in the question "What investment strategy does this financial product follow?" if the financial product uses one of these impact scores.

○ ***How do the sustainable investments that the financial product partially intends to make, not cause significant harm to any environmental or social sustainable investment objective ?***

To ensure that the sustainable investments of the financial product will not significantly harm an environmental or social objective (DNSH), La Financière de l'Echiquier has defined a "DNSH" procedure for products with a sustainable investment objective, including :

- Sectoral and normative exclusions complementary to the extra-financial approach of the product (recalled below) and which make it possible to reduce its exposure to social and environmental prejudices: Tobacco, all types of armaments, non-conventional and non-controversial fossil fuels, gambling, pornography, alcohol, GMOs, palm oil and biocides,
- A consideration of the principal adverse impacts (PAI) of these investments on sustainability factors.

- ***How have the indicators for adverse impacts on sustainability factors been taken into account ?***

Regarding adverse impacts, this financial product takes into account 14 mandatory indicators from Table 1 of Annex I of the European Commission's Delegated Regulation (EU) 2022/1288, and also includes the following 2 additional indicators: investments in companies without carbon reduction initiatives and investments in issuers without a policy to prevent accidents at work. Their consideration is carried out within the various aspects of the management company's responsible investment approach: through the exclusion policy (sectoral and normative), the ESG analysis methodology, the various Impact scores, the measurement and monitoring of ESG performance indicators (carbon intensity, ESG controversy score) as below:

Principal adverse impacts

are the most significant negative impacts of investment decisions on sustainability factors relating to environmental, social and employee matters, respect for human rights anti-corruption and anti-bribery matters.

CLIMATE & ENVIRONNEMENT

- Scope 1, 2 and 3 greenhouse gas emissions by measuring and monitoring CO2 emissions and equivalents for all scopes (1, 2, 3),
- The carbon footprint, measured and monitored using the Carbon Impact Ratio methodology (ratio of saved emissions to induced emissions),
- The carbon intensity of invested companies (in tCO2e) calculated according to the intensity of induced emissions (WACI),
- The exposure of invested companies to fossil fuels taken into account in the ESG analysis,
- The share of non-renewable energy consumption and production taken into account in the ESG analysis,
- The intensity of energy consumption taken into account in the ESG analysis,
- Impact on biodiversity through ESG analysis and measurement of the biodiversity footprint
- Tons of priority substances discharged to water considered in the ESG analysis,
- Tonnes of dangerous waste taken into account in the ESG analysis,
- Investments in companies without carbon reduction initiatives in the ESG analysis (additional indicator).

SOCIAL, HUMAN RESOURCES, RESPECT FOR RIGHTS INCLUDING HUMAN RIGHTS

- The proportion of issuers implicated in violating the UN Global Compact or the OECD Guidelines, through MSCI ESG Research's normative exclusion policy and controversy monitoring,
- The proportion of investments in issuers without a compliance process and mechanism to monitor compliance with the UN Global Compact principles or the OECD Guidelines, through MSCI ESG Research's normative exclusion policy and controversy monitoring,
- The gender pay gap taken into account in the ESG analysis,
- Diversity on company boards in % of women according to the different legislations between countries and the level of voluntarism and proactivity of companies on the subject, taken into account in the ESG analysis,
- Exposure to controversial weapons (anti-personnel mines, cluster munitions, etc.) taken into account in the sectoral exclusion policy,
- Investments in issuers without an occupational accident prevention policy taken into account in the ESG analysis (additional indicator).

- How are the sustainable investments aligned with the OECD Guidelines for Multinational Enterprises and the UN Guiding Principles on Business and Human Rights?

Through the consideration of PAIs, and in particular the use of the following social PAIs, the investments of this financial product are in line with the principles mentioned:

- Violation of the UN Global Compact principles and the OECD Guidelines for Multinational Enterprises,
- Lack of processes and mechanisms for monitoring compliance with the UN Principles and the OECD Guidelines for Multinational Enterprises

Compliance with these PAIs is monitored through MSCI ESG Research's normative exclusion policy and controversy monitoring.

The EU Taxonomy sets out a "do not significant harm" principle by which Taxonomy-aligned investments should not significantly harm EU Taxonomy objectives and is accompanied by specific EU criteria.

The "do no significant harm" principle applies only to those investments underlying the financial product that take into account the EU criteria for environmentally sustainable economic activities. The investments underlying the remaining portion of this financial product do not take into account the EU criteria for environmentally sustainable economic activities.

Any other sustainable investments must also not significantly harm any environmental or social objectives.

Does this financial product consider principal adverse impacts on sustainability factors?

☒ Yes

☐ No

Regarding adverse impacts, this financial product takes into account 14 mandatory indicators from Table 1 of Annex I of the European Commission's Delegated Regulation (EU) 2022/1288, and also includes the following 2 additional indicators: investments in companies without carbon reduction initiatives and investments in issuers without a policy to prevent accidents at work. Their consideration is carried out within the various aspects of the management company's responsible investment approach: through the exclusion policy (sectoral and normative), the ESG analysis methodology, the various Impact scores, the measurement and monitoring of ESG performance indicators (carbon intensity, ESG controversy score) as below:

CLIMATE & ENVIRONNEMENT

- Scope 1, 2 and 3 greenhouse gas emissions by measuring and monitoring CO2 emissions and equivalents for all scopes (1, 2, 3),
- The carbon footprint, measured and monitored using the Carbon Impact Ratio methodology (ratio of saved emissions to induced emissions),
- The carbon intensity of invested companies (in tCO2e) calculated according to the intensity of induced emissions (WACI),
- The exposure of invested companies to fossil fuels taken into account in the ESG analysis,
- The share of non-renewable energy consumption and production taken into account in the ESG analysis,
- L'intensité de la consommation d'énergie prise en compte dans l'analyse ESG,
- Impact on biodiversity through ESG analysis and measurement of the biodiversity footprint
- Tons of priority substances discharged to water considered in the ESG analysis,
- Tonnes of dangerous waste taken into account in the ESG analysis,

The investment strategy guides investment decisions based on factors such as investment objectives and risk tolerance.



- Investments in companies without carbon reduction initiatives in the ESG analysis (additional indicator).

SOCIAL, HUMAN RESOURCES, RESPECT FOR RIGHTS INCLUDING HUMAN RIGHTS

- The proportion of issuers implicated in violating the UN Global Compact or the OECD Guidelines, through MSCI ESG Research's normative exclusion policy and controversy monitoring,
- The proportion of investments in issuers without a compliance process and mechanism to monitor compliance with the UN Global Compact principles or the OECD Guidelines, through MSCI ESG Research's normative exclusion policy and controversy monitoring,
- The gender pay gap taken into account in the ESG analysis,
- Diversity on company boards in % of women according to the different legislations between countries and the level of voluntarism and proactivity of companies on the subject, taken into account in the ESG analysis,
- Exposure to controversial weapons (anti-personnel mines, cluster munitions, etc.) taken into account in the sectoral exclusion policy,
- Investments in issuers without an occupational accident prevention policy taken into account in the ESG analysis (additional indicator).



Good governance practices include sound management structures, employee relations, remuneration of staff and tax compliance.

What investment strategy does this financial product follow ?

The financial product implements a financial strategy based on investment in equities of all capitalisations, particularly European. It also systematically integrates an extra-financial approach, although this is not a determining factor in investment decisions.

The extra-financial approach integrated in the investment strategy of this financial product is the following:

- Sectoral and normative exclusions filter
- Recreational Cannabis, Tobacco Production, Controversial Arms under the Ottawa and Oslo Conventions, Thermal Coal, Companies with controversies considered very severe by MSCI ESG Research (including companies guilty of violating one or more of the ten principles of the United Nations Global Compact) and companies affected by the US Executive Order 13959 sanctions
- The ESG rating coverage of portfolio securities must be at least 90% at all times.
- The minimum ESG rating for each portfolio company must be greater than or equal to 4.0/10. To assess the minimum ESG rating, a number of ESG indicators are used as described in the question "What sustainability indicators are used to measure the attainment of each of the environmental or social characteristics promoted by the financial product? If an issuer's ESG rating is below this level, it is automatically excluded from the investable universe.
- Controversies are monitored on the basis of MSCI ESG Research and will result in a malus that can reduce the ESG rating by up to 1 point, and possibly exclude the stock if the ESG rating falls below the minimum rating (4.0/10). When the stock is not covered by MSCI ESG Research, the analysis is fully internalised and the controversy malus can be up to 2 points maximum. This malus only sanctions governance controversies. This difference is explained by the fact that MSCI ESG Research integrates and penalises, directly in its environmental and social ratings, any controversies that an issuer may have on these two dimensions. Also, if requested by LFDE's teams, the Ethics Committee has the power to decide to exclude a stock from the portfolios in the event of a serious controversy arising within a company held in one or more portfolios.
- The weighted average ESG rating of the portfolio must be greater than or equal to that of their investment universe.
- A minimum of 10% of investments (in net assets) in sustainable investments. To assess this positive contribution to society and the environment, the financial product uses the three impact scores developed internally by La Financière de l'Échiquier:

Score SDG This score defines the net contribution of companies to the SDGs. In our methodology, we measure this contribution according to two scores. First, the Solutions Score, which is based on the analysis of products and services. Among the 17 SDGs, 9 business-oriented SDGs were selected (3, 4, 6, 7, 8, 9, 11, 12, 16). For each of them, we have mapped the activities that contribute positively and those that contribute negatively. The distribution of the company's turnover in these activities gives a Net Score out of 100. Secondly, the Initiatives Score which is based on the analysis of the company's social and environmental practices. The objective of this score is to value the advanced social and environmental practices of companies contributing to the SDGs and to penalise practices that contribute negatively to one or more SDGs. LFDE has mapped these practices for each of the 17 SDGs. From these two scores, the contribution of companies to the SDGs is assigned to the targets of each SDG. The average of the Solutions score and the Initiatives score gives an SDG score out of 100. Companies need to achieve an SDO score of 25/100 and a Solutions score of 20/100 to ensure that they are making a positive environmental and/or social contribution.

Climate & Biodiversity Maturity Score (MCB) : This score determines the level of maturity of companies in taking into account the climate and biodiversity issues they face and will face in the future. The MCB score is composed of 3 or 4 pillars (Governance, Climate, Biodiversity, Just Transition) depending on the impact of the company on biodiversity, to which is added a malus linked to environmental controversies. Companies must obtain a minimum MCB score of 40% to ensure that they are taking climate change and biodiversity decline seriously in their strategy and therefore making a positive environmental contribution

AAAA score : This score defines a company's contribution through its products and services to at least one of the four dimensions of access to health (Availability, Geographical Accessibility, Financial Accessibility, Acceptability) inspired by the work of the World Health Organisation (WHO) on the subject. Companies must contribute at least 20% of their revenue to at least one of the four dimensions without significantly harming these issues (Do No Significant Harm). Companies must obtain an AAAA score of 20% and pass the DNSH filter to ensure their positive social contribution

A score constructed internally from MSCI ESG Research data:

MSCI SDG score : This score identifies companies that contribute positively through their products and services and/or their operations to the achievement of at least one of the 17 SDGs. This contribution is measured using three scores ("PRODUCT", "OPERATIONAL", "NET") provided by MSCI ESG Research. Each of these scores ranges from -10 to +10. To determine the positive contribution to at least one of the 17 SDGs, the company must validate two steps. Firstly, it must have between 10% and 25% of its turnover contributing to an SDG ("PRODUCT" score greater than or equal to +5, considered as aligned or very aligned according to MSCI) and/or have its operations considered as aligned or very aligned with the achievement of this same SDG ("OPERATIONAL" score greater than or equal to +5 according to MSCI) On the other hand, the average of these two scores (NET Score according to MSCI) must be greater than or equal to +2.5 in order to ensure their positive environmental and/or social contribution

In the event that none of the four impact scores listed above are available for a company, we have developed the following impact score internally:

SI SDG Score This score defines the net contribution of companies to the SDGs. It is constructed in the same way as the SDG Score presented above, except that the Solutions Score covers all 17 SDGs (instead of 9). Companies must obtain an SDG score of 25/100 and a Solutions score of 20/100 to ensure that they are making a positive environmental and/or social contribution.

More information on our impact methodologies can be found in the Transparency Code available on the management company's website (www.lfde.com / Responsible Investment section).

○ ***What are the binding elements of the investment strategy used to select the investments to attain each of the environmental or social characteristics promoted by this financial product ?***

As detailed above, the filter of sector and normative exclusions and the minimum ESG rating of each company in the portfolio (4.0/10) are constraining elements of the investment strategy used to select investments as they reduce the investment universe.

○ ***What is the committed minimum rate to reduce the scope of the investments considered prior to the application of that investment strategy ?***

The sector and normative exclusion filters and the minimum ESG rating of 4.0/10 reduce the investment universe.

○ ***What is the policy to assess good governance practices of the investee companies?***

The policy for assessing the good governance practices of the companies benefiting from the investments is as follows: the Governance rating represents approximately 60% of the global ESG rating. This is a historical bias of La Financière de l'Echiquier, which has attached particular importance to this aspect since its creation. This conviction is reinforced by the fact that all ESG analyses produced by La Financière de l'Echiquier benefit from a governance rating carried out entirely in-house. The governance criteria assessed are

• **Competences of the management team :**

- **For the CEO :** legitimacy in the business, track record, managerial capacity, leadership and structure of the remuneration scheme
- **For the executive committee :** composition, diversity, relevance of the functions represented and commitment on CSR issues
- **Checks and balances :** sources of checks and balances within the Board, anticipation of the succession of the CEO, matching the profiles of directors with the needs of the company, male/female diversity of the Board, geographical diversity, availability and involvement of directors.
- **Respect for minority shareholders :** interest for the company to be listed, anti-takeover mechanisms and transparency of financial information.
- **Evaluation of ESG risks :** identification and management of extra-financial risks, the fight against corruption and responsible taxation, the quality of the company's CSR reporting and discourse, and the positive dynamics of progress on ESG aspects.

An analysis on governance controversies is carried out during the ESG analysis of companies, which can directly impact the ESG rating through a maximum malus of 1 point. When the stock is not covered by MSCI ESG Research, the analysis is fully internalised and the controversy malus can be up to 2 points maximum

Asset allocation describes the share of investments in specific assets.



What is the asset allocation planned for this financial product?

Taxonomy-aligned activities are expressed as a share of:

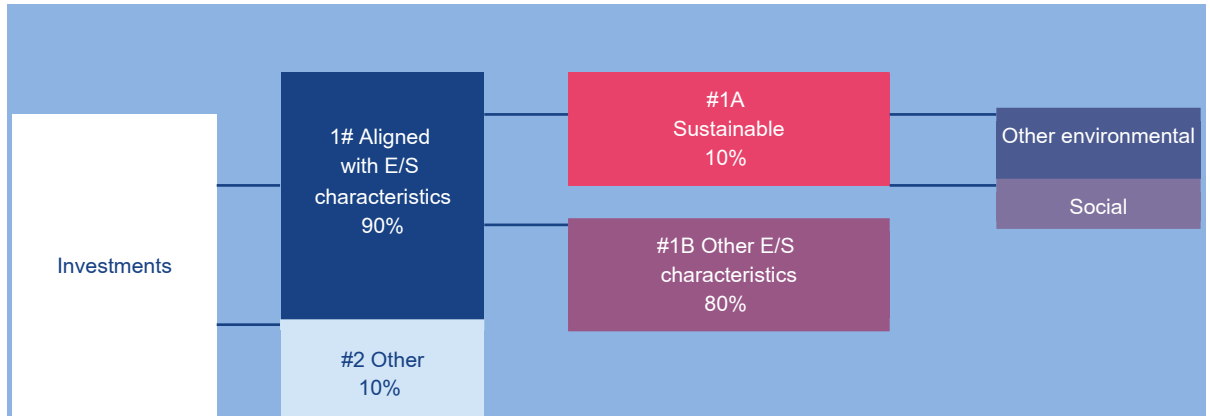
- **turnover** reflecting the share of revenue from green activities of investee companies
- **capital expenditure** (CapEx) showing the green investments made by investee companies, e.g. for a transition to a green economy.
- **operational expenditure** (OpEx) reflecting green operational activities of investee companies.

The financial product invests at least 90% of its net assets in assets that have been determined as “eligible” as per the ESG process in place (hence in investments that are aligned with the promoted environmental and social characteristics (#1 Aligned with E/S characteristics))

Up to 10% of the investments are not aligned with these characteristics (#2 Other).

The financial product invests at least 10% of its net assets in assets that have been determined as sustainable investment (#1A Sustainable)

A more detailed description of the specific asset allocation of this financial product can be found in its prospectus.



#1 Aligned with E/S characteristics includes the investments of the financial product used to attain the environmental or social characteristics promoted by the financial product.

#2 Other includes the remaining investments of the financial product which are neither aligned with the environmental or social characteristics, nor are qualified as sustainable investments.

The category **#1 Aligned with E/S characteristics** covers:

- The sub-category **#1A Sustainable** covers sustainable investments with environmental or social objectives.
- The sub-category **#1B Other E/S characteristics** covers investments aligned with the environmental or social characteristics that do not qualify as sustainable investments.

Enabling activities directly enable other activities to make a substantial contribution to an environmental objective.

Transitional activities are activities for which low-carbon alternatives are not yet available and among others have greenhouse gas emission levels corresponding to the best performance.

○ How does the use of derivatives attain the environmental or social characteristics promoted by the financial product ?

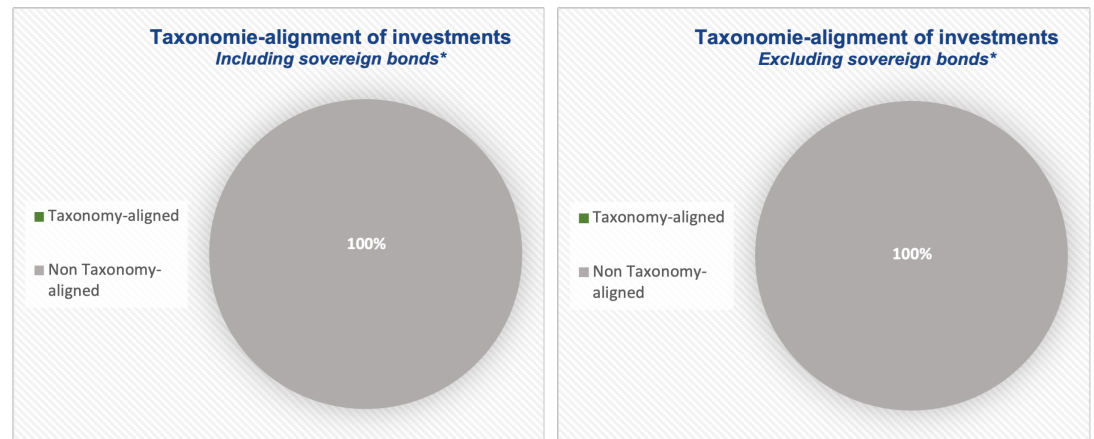
Not applicable



To what minimum extent are sustainable investments with an environmental objective aligned with the EU Taxonomy?

The financial product may invest in environmentally sustainable economic activities, however the investments of this financial product do not take into account the EU criteria for environmentally sustainable economic activities. The financial product commits to a 0% alignment with the European Taxonomy

The two graphs below show in green the minimum percentage of investments that are aligned with the EU Taxonomy. As there is no appropriate methodology to determine the Taxonomy-alignment of sovereign bonds*, the first graph shows the Taxonomy alignment in relation to all the investments of the financial product including sovereign bonds, while the second graph shows the Taxonomy alignment only in relation to the investments of the financial product other than sovereign bonds.



* For the purpose of these graphs, 'sovereign bonds' consist of all sovereign exposures.

- **What is the minimum share of investments in transitional and enabling activities ?**

Not applicable

are sustainable investments with an environmental objective that do not take into account the criteria for environmentally sustainable economic activities under the EU Taxonomy.



- **What is the minimum share of sustainable investments with an environmental objective that are not aligned with the EU Taxonomy ?**

The minimum share of sustainable investments with an environmental objective that are not aligned with the EU taxonomy is 100%.



- **What is the minimum share of socially sustainable investments ?**

The minimum share of socially sustainable investments shall in total be at least 1% of the net assets of the Sub-Fund.



- **What investments are included under "#2 Other", what is their purpose and are there any minimum environmental or social safeguards ?**

Investments included in the "#2 Other" category of the financial product represent up to 10% of the investments and are forward financial instruments (derivatives) traded on regulated or organised markets, to expose and hedge the portfolio, cash, unrated issuers. Derivatives and cash have no environmental or social guarantees.



- **Is a specific index designated as a reference benchmark to determine whether this financial product is aligned with the environmental and/or social characteristics that it promotes ?**

Not applicable

- **How is the reference benchmark continuously aligned with each of the environmental or social characteristics promoted by the financial product ?**

Not applicable

- **How is the alignment of the investment strategy with the methodology of the index ensured on a continuous basis ?**

Not applicable

- **How does the designated index differ from a relevant broad market index ?**

Not applicable

Reference benchmarks are indexes to measure whether the financial product attains the environmental or social characteristics that they promote.

- ***Where can the methodology used for the calculation of the designated index be found ?***

Not applicable



Where can I find more product specific information online ?

More product-specific information can be found on the website :

More information on the management company's extra-financial approach can be found in the Transparency Code (I) and the SFDR Policy - Article 4 available on the management company's website (www.lfde.com / Responsible Investment section). In addition, further information on the fund and in particular its regulatory documentation is available on the management company's website (www.lfde.com / Funds section)

Template pre-contractual disclosure for the financial products referred to in Article 8, paragraphs 1, 2 and 2a, of Regulation (EU) 2019/2088 and Article 6, first paragraph, of Regulation (EU) 2020/852

Product name:
ECHQUIER HYBRID BONDS

Legal entity identifier: 969500CWJOF16QI1D072

Environmental and/or social characteristics

Does this financial product have a sustainable investment objective?

☐ Yes

☒ No

☐ It will make a minimum of **sustainable investments with an environmental objective: %**

☐ in economic activities that qualify as environmentally sustainable under the EU Taxonomy

☐ in economic activities that do not qualify as environmentally sustainable under the EU Taxonomy

☐ It will make a minimum of **sustainable investments with a social objective: %**

☒ It **promotes Environmental/Social (E/S) characteristics** and while it does not have as its objective a sustainable investment, it will have a minimum proportion of 10% of sustainable investments

☐ with an environmental objective in economic activities that qualify as environmentally sustainable under the EU Taxonomy

☒ with an environmental objective in economic activities that do not qualify as environmentally sustainable under the EU Taxonomy

☒ with a social objective

☐ It promotes E/S characteristics, but **will not make any sustainable investments**

Sustainable investment

means an investment in an economic activity that contributes to an environmental or social objective, provided that the investment does not significantly harm any environmental or social objective and that the investee companies follow good governance practices.

The **EU Taxonomy** is a classification system laid down in Regulation (EU) 2020/852, establishing a list of **environmentally sustainable economic activities**. That Regulation does not include a list of socially sustainable economic activities. Sustainable investments with an environmental objective might be aligned with the Taxonomy or not.



What environmental and/or social characteristics are promoted by this financial product ?

The responsible investment strategy is based on ESG criteria highlighting the environmental and/or social characteristics promoted by this financial product, such as the reduction of the environmental impact of companies in terms of air pollution, the protection of biodiversity, the taking into account by companies of environmental risks... or the improvement of working conditions, the protection of employees, the fight against discrimination...

No specific index has been designated as a benchmark to determine whether the financial product is aligned with the environmental and/or social characteristics it promotes.

○ What sustainability indicators are used to measure the attainment of each of the environmental or social characteristics promoted by this financial product ?

For this financial product, the research on environmental and social criteria is carried out with the support of MSCI ESG Research, which has its own analysis framework. Their criteria are adapted to the sector and issues of each of the companies analysed. In the absence of MSCI ESG research available on certain companies, the analysis of environmental and social characteristics is then internalised in its entirety. The main sustainability indicators used to measure the achievement of each of the environmental or social characteristics promoted by the financial product are the following:

Environment :

Policy and actions: existence of an environmental roadmap (precise and dated objectives allowing evolution trends to be identified), choice of indicators for this roadmap, level of ambition of the company with regard to its environmental objectives, environmental actions implemented to achieve the objectives fixed, existence of an environmental management system and a policy to protect biodiversity.

Results: communication by the company on the results of its action plan (results presented over a long period and evolution trends), evolution of the main environmental ratios (water consumption, CO2 emissions, energy consumption, production and treatment of waste including plastic waste, use of chemical products, etc.) and investments made to reduce its environmental impact.

Suppliers: exposure of suppliers to environmental risks, degree of complexity of the supply chain, dependence on suppliers, monitoring of suppliers and support of suppliers towards better practices.

Environmental impact of products: positive or negative impact of products on the environment, eco-design approach, existence of product life cycle analyses, circular economy, green share of company turnover and end-of-life management of products.

Sustainability indicators

measure how the environmental or social characteristics promoted by the financial product are attained.

Social

Loyalty and progression: attractiveness of the employer brand, ability to recruit, employee satisfaction, employee loyalty policy, career management, training policy and employee retention potential.

Protection: anti-discrimination, diversity, health and safety protection for employees, respect for trade union rights, promotion and quality of social dialogue and support for employees in the event of restructuring.

Suppliers: exposure of suppliers to social risks, degree of complexity of the supply chain, dependence on suppliers, support of suppliers to improve practices and monitoring of suppliers.

Social impact of products: social impact of products for the customer and for society (e.g. avoided costs) and accessibility of products.

Relations with civil society: the company's philanthropic approach (including skills sponsorship), relations with local communities, customer satisfaction and participation in local sustainability initiatives

Also, in this financial product, an environmental performance indicator is monitored. This is the intensity of emissions induced by all scopes of the financial product (in comparison with its benchmark) according to the WACI (Weighted Average Carbon Intensity) methodology of Carbon4 Finance (see Transparency Code for more details on the methodology used).

○ ***What are the objectives of the sustainable investments that the financial product partially intends to make and how does the sustainable investment contribute to such objectives ?***

The sustainable investment objectives that the financial product aims to partially achieve are to contribute to the achievement of the United Nations Sustainable Development Goals (including the fight against climate change, the protection of biodiversity and the improvement of access to health in the world). To assess this positive contribution to society and the environment, the financial product uses the three impact scores developed internally by La Financière de l'Echiquier ("SDG Score" (focusing on 9 SDGs), the "Climate & Biodiversity Maturity Score" (MCB), the "AAAA Score" (focusing on access to health)) and an external score called the "MSCI SDG Score" built from MSCI ESG Research data.

If the issuer has a sufficient score on one of these four scores, it will be considered that its economic activity contributes to an environmental or social objective. Finally, in the event that none of the four impact scores mentioned above is available for a company (particularly in the case of a company not covered by MSCI), an analysis of the contribution to the SDGs will be carried out internally using the internal "SI SDG Score" (broader than the SDG Score because it focuses on 17 SDGs instead of 9).

These methodologies are detailed in the question "What investment strategy does this financial product follow?" if the financial product uses one of these impact scores.

○ ***How do the sustainable investments that the financial product partially intends to make, not cause significant harm to any environmental or social sustainable investment objective ?***

To ensure that the sustainable investments of the financial product will not significantly harm an environmental or social objective (DNSH), La Financière de l'Echiquier has defined a "DNSH" procedure for products with a sustainable investment objective, including :

- Sectoral and normative exclusions complementary to the extra-financial approach of the product (recalled below) and which make it possible to reduce its exposure to social and environmental prejudices: Tobacco, all types of armaments, non-conventional and non-controversial fossil fuels, gambling, pornography, alcohol, GMOs, palm oil and biocides,
- A consideration of the principal adverse impacts (PAI) of these investments on sustainability factors.

- ***How have the indicators for adverse impacts on sustainability factors been taken into account ?***

Regarding adverse impacts, this financial product takes into account 14 mandatory indicators from Table 1 of Annex I of the European Commission's Delegated Regulation (EU) 2022/1288, and also includes the following 2 additional indicators: investments in companies without carbon reduction initiatives and investments in issuers without a policy to prevent accidents at work. Their consideration is carried out within the various aspects of the management company's responsible investment approach: through the exclusion policy (sectoral and normative), the ESG analysis methodology, the various Impact scores, the measurement and monitoring of ESG performance indicators (carbon intensity, ESG controversy score) as below:

Principal adverse impacts

are the most significant negative impacts of investment decisions on sustainability factors relating to environmental, social and employee matters, respect for human rights anti-corruption and anti-bribery matters.

CLIMATE & ENVIRONNEMENT

- Scope 1, 2 and 3 greenhouse gas emissions by measuring and monitoring CO2 emissions and equivalents for all scopes (1, 2, 3),
- The carbon footprint, measured and monitored using the Carbon Impact Ratio methodology (ratio of saved emissions to induced emissions),
- The carbon intensity of invested companies (in tCO2e) calculated according to the intensity of induced emissions (WACI),
- The exposure of invested companies to fossil fuels taken into account in the ESG analysis,
- The share of non-renewable energy consumption and production taken into account in the ESG analysis,
- The intensity of energy consumption taken into account in the ESG analysis,
- Impact on biodiversity through ESG analysis and measurement of the biodiversity footprint
- Tons of priority substances discharged to water considered in the ESG analysis,
- Tonnes of dangerous waste taken into account in the ESG analysis,
- Investments in companies without carbon reduction initiatives in the ESG analysis (additional indicator).

SOCIAL, HUMAN RESOURCES, RESPECT FOR RIGHTS INCLUDING HUMAN RIGHTS

- The proportion of issuers implicated in violating the UN Global Compact or the OECD Guidelines, through MSCI ESG Research's normative exclusion policy and controversy monitoring,
- The proportion of investments in issuers without a compliance process and mechanism to monitor compliance with the UN Global Compact principles or the OECD Guidelines, through MSCI ESG Research's normative exclusion policy and controversy monitoring,
- The gender pay gap taken into account in the ESG analysis,
- Diversity on company boards in % of women according to the different legislations between countries and the level of voluntarism and proactivity of companies on the subject, taken into account in the ESG analysis,
- Exposure to controversial weapons (anti-personnel mines, cluster munitions, etc.) taken into account in the sectoral exclusion policy,
- Investments in issuers without an occupational accident prevention policy taken into account in the ESG analysis (additional indicator).

- How are the sustainable investments aligned with the OECD Guidelines for Multinational Enterprises and the UN Guiding Principles on Business and Human Rights?

Through the consideration of PAIs, and in particular the use of the following social PAIs, the investments of this financial product are in line with the principles mentioned:

- Violation of the UN Global Compact principles and the OECD Guidelines for Multinational Enterprises,
- Lack of processes and mechanisms for monitoring compliance with the UN Principles and the OECD Guidelines for Multinational Enterprises

Compliance with these PAIs is monitored through MSCI ESG Research's normative exclusion policy and controversy monitoring.

The EU Taxonomy sets out a "do not significant harm" principle by which Taxonomy-aligned investments should not significantly harm EU Taxonomy objectives and is accompanied by specific EU criteria. The "do not significant harm" principle applies only to those investments underlying the financial product that take into account the EU criteria for environmentally sustainable economic activities. The investments underlying the remaining portion of this financial product do not take into account the EU criteria for environmentally sustainable economic activities. Any other sustainable investments must also not significantly harm any environmental or social objectives.

Does this financial product consider principal adverse impacts on sustainability factors?

☒ Yes

☐ No

Regarding adverse impacts, this financial product takes into account 14 mandatory indicators from Table 1 of Annex I of the European Commission's Delegated Regulation (EU) 2022/1288, and also includes the following 2 additional indicators: investments in companies without carbon reduction initiatives and investments in issuers without a policy to prevent accidents at work. Their consideration is carried out within the various aspects of the management company's responsible investment approach: through the exclusion policy (sectoral and normative), the ESG analysis methodology, the various Impact scores, the measurement and monitoring of ESG performance indicators (carbon intensity, ESG controversy score) as below:

CLIMATE & ENVIRONNEMENT

- Scope 1, 2 and 3 greenhouse gas emissions by measuring and monitoring CO2 emissions and equivalents for all scopes (1, 2, 3),
- The carbon footprint, measured and monitored using the Carbon Impact Ratio methodology (ratio of saved emissions to induced emissions),
- The carbon intensity of invested companies (in tCO2e) calculated according to the intensity of induced emissions (WACI),
- The exposure of invested companies to fossil fuels taken into account in the ESG analysis,
- The share of non-renewable energy consumption and production taken into account in the ESG analysis,
- L'intensité de la consommation d'énergie prise en compte dans l'analyse ESG,
- Impact on biodiversity through ESG analysis and measurement of the biodiversity footprint
- Tons of priority substances discharged to water considered in the ESG analysis,
- Tonnes of dangerous waste taken into account in the ESG analysis,

ECHIQUIER HYBRID BONDS - Annex SFDR article 8

The investment strategy guides investment decisions based on factors such as investment objectives and risk tolerance.



- Investments in companies without carbon reduction initiatives in the ESG analysis (additional indicator).

SOCIAL, HUMAN RESOURCES, RESPECT FOR RIGHTS INCLUDING HUMAN RIGHTS

- The proportion of issuers implicated in violating the UN Global Compact or the OECD Guidelines, through MSCI ESG Research's normative exclusion policy and controversy monitoring,
- The proportion of investments in issuers without a compliance process and mechanism to monitor compliance with the UN Global Compact principles or the OECD Guidelines, through MSCI ESG Research's normative exclusion policy and controversy monitoring,
- The gender pay gap taken into account in the ESG analysis,
- Diversity on company boards in % of women according to the different legislations between countries and the level of voluntarism and proactivity of companies on the subject, taken into account in the ESG analysis,
- Exposure to controversial weapons (anti-personnel mines, cluster munitions, etc.) taken into account in the sectoral exclusion policy,
- Investments in issuers without an occupational accident prevention policy taken into account in the ESG analysis (additional indicator).



Good governance practices include sound management structures, employee relations, remuneration of staff and tax compliance.

What investment strategy does this financial product follow ?

The financial product implements a financial strategy based on investment in perpetual or very long maturity bonds. It also systematically integrates an extra-financial approach, although this is not a determining factor in investment decisions

The extra-financial approach integrated in the investment strategy of this financial product is the following:

- Sectoral and normative exclusions filter
- Recreational Cannabis, Tobacco Production, Controversial Arms under the Ottawa and Oslo Conventions, Thermal Coal, Companies with controversies considered very severe by MSCI ESG Research (including companies guilty of violating one or more of the ten principles of the United Nations Global Compact) and companies affected by the US Executive Order 13959 sanctions
- The ESG rating coverage of portfolio securities must be at least 90% at all times.
- The minimum ESG rating for each portfolio company must be greater than or equal to 4.0/10. To assess the minimum ESG rating, a number of ESG indicators are used as described in the question "What sustainability indicators are used to measure the attainment of each of the environmental or social characteristics promoted by the financial product? If an issuer's ESG rating is below this level, it is automatically excluded from the investable universe.
- Controversies are monitored on the basis of MSCI ESG Research and will result in a malus that can reduce the ESG rating by up to 1 point, and possibly exclude the stock if the ESG rating falls below the minimum rating (4.0/10). When the stock is not covered by MSCI ESG Research, the analysis is fully internalised and the controversy malus can be up to 2 points maximum. This malus only sanctions governance controversies. This difference is explained by the fact that MSCI ESG Research integrates and penalises, directly in its environmental and social ratings, any controversies that an issuer may have on these two dimensions. Also, if requested by LFDE's teams, the Ethics Committee has the power to decide to exclude a stock from the portfolios in the event of a serious controversy arising within a company held in one or more portfolios.
- The weighted average ESG rating of the portfolio must be greater than or equal to that of their investment universe.
- A minimum of 10% of investments (in net assets) in sustainable investments. To assess this positive contribution to society and the environment, the financial product uses the three impact scores developed internally by La Financière de l'Échiquier:

Score SDG This score defines the net contribution of companies to the SDGs. In our methodology, we measure this contribution according to two scores. First, the Solutions Score, which is based on the analysis of products and services. Among the 17 SDGs, 9 business-oriented SDGs were selected (3, 4, 6, 7, 8, 9, 11, 12, 16). For each of them, we have mapped the activities that contribute positively and those that contribute negatively. The distribution of the company's turnover in these activities gives a Net Score out of 100. Secondly, the Initiatives Score which is based on the analysis of the company's social and environmental practices. The objective of this score is to value the advanced social and environmental practices of companies contributing to the SDGs and to penalise practices that contribute negatively to one or more SDGs. LFDE has mapped these practices for each of the 17 SDGs. From these two scores, the contribution of companies to the SDGs is assigned to the targets of each SDG. The average of the Solutions score and the Initiatives score gives an SDG score out of 100. Companies need to achieve an SDO score of 25/100 and a Solutions score of 20/100 to ensure that they are making a positive environmental and/or social contribution.

Climate & Biodiversity Maturity Score (MCB) : This score determines the level of maturity of companies in taking into account the climate and biodiversity issues they face and will face in the future. The MCB score is composed of 3 or 4 pillars (Governance, Climate, Biodiversity, Just Transition) depending on the impact of the company on biodiversity, to which is added a malus linked to environmental controversies. Companies must obtain a minimum MCB score of 40% to ensure that they are taking climate change and biodiversity decline seriously in their strategy and therefore making a positive environmental contribution

AAAA score : This score defines a company's contribution through its products and services to at least one of the four dimensions of access to health (Availability, Geographical Accessibility, Financial Accessibility, Acceptability) inspired by the work of the World Health Organisation (WHO) on the subject. Companies must contribute at least 20% of their revenue to at least one of the four dimensions without significantly harming these issues (Do No Significant Harm). Companies must obtain an AAAA score of 20% and pass the DNSH filter to ensure their positive social contribution

A score constructed internally from MSCI ESG Research data:

MSCI SDG score : This score identifies companies that contribute positively through their products and services and/or their operations to the achievement of at least one of the 17 SDGs. This contribution is measured using three scores ("PRODUCT", "OPERATIONAL", "NET") provided by MSCI ESG Research. Each of these scores ranges from -10 to +10. To determine the positive contribution to at least one of the 17 SDGs, the company must validate two steps. Firstly, it must have between 10% and 25% of its turnover contributing to an SDG ("PRODUCT" score greater than or equal to +5, considered as aligned or very aligned according to MSCI) and/or have its operations considered as aligned or very aligned with the achievement of this same SDG ("OPERATIONAL" score greater than or equal to +5 according to MSCI) On the other hand, the average of these two scores (NET Score according to MSCI) must be greater than or equal to +2.5 in order to ensure their positive environmental and/or social contribution

In the event that none of the four impact scores listed above are available for a company, we have developed the following impact score internally:

SI SDG Score This score defines the net contribution of companies to the SDGs. It is constructed in the same way as the SDG Score presented above, except that the Solutions Score covers all 17 SDGs (instead of 9). Companies must obtain an SDG score of 25/100 and a Solutions score of 20/100 to ensure that they are making a positive environmental and/or social contribution.

More information on our impact methodologies can be found in the Transparency Code available on the management company's website (www.lfde.com / Responsible Investment section).

○ ***What are the binding elements of the investment strategy used to select the investments to attain each of the environmental or social characteristics promoted by this financial product ?***

As detailed above, the filter of sector and normative exclusions and the minimum ESG rating of each company in the portfolio (4.0/10) are constraining elements of the investment strategy used to select investments as they reduce the investment universe.

○ ***What is the committed minimum rate to reduce the scope of the investments considered prior to the application of that investment strategy ?***

The sector and normative exclusion filters and the minimum ESG rating of 4.0/10 reduce the investment universe.

○ ***What is the policy to assess good governance practices of the investee companies?***

The policy for assessing the good governance practices of the companies benefiting from the investments is as follows: the Governance rating represents approximately 60% of the global ESG rating. This is a historical bias of La Financière de l'Echiquier, which has attached particular importance to this aspect since its creation. This conviction is reinforced by the fact that all ESG analyses produced by La Financière de l'Echiquier benefit from a governance rating carried out entirely in-house. The governance criteria assessed are

• **Competences of the management team :**

- **For the CEO :** legitimacy in the business, track record, managerial capacity, leadership and structure of the remuneration scheme
- **For the executive committee :** composition, diversity, relevance of the functions represented and commitment on CSR issues
- **Checks and balances :** sources of checks and balances within the Board, anticipation of the succession of the CEO, matching the profiles of directors with the needs of the company, male/female diversity of the Board, geographical diversity, availability and involvement of directors.
- **Respect for minority shareholders :** interest for the company to be listed, anti-takeover mechanisms and transparency of financial information.
- **Evaluation of ESG risks :** identification and management of extra-financial risks, the fight against corruption and responsible taxation, the quality of the company's CSR reporting and discourse, and the positive dynamics of progress on ESG aspects.

An analysis on governance controversies is carried out during the ESG analysis of companies, which can directly impact the ESG rating through a maximum malus of 1 point. When the stock is not covered by MSCI ESG Research, the analysis is fully internalised and the controversy malus can be up to 2 points maximum

Asset allocation describes the share of investments in specific assets.



What is the asset allocation planned for this financial product?

Taxonomy-aligned activities are expressed as a share of:

- **turnover** reflecting the share of revenue from green activities of investee companies
- **capital expenditure** (CapEx) showing the green investments made by investee companies, e.g. for a transition to a green economy.
- **operational expenditure** (OpEx) reflecting green operational activities of investee companies.

Enabling activities directly enable other activities to make a substantial contribution to an environmental objective.


Transitional activities are activities for which low-carbon alternatives are not yet available and among others have greenhouse gas emission levels corresponding to the best performance.

The financial product invests at least 90% of its net assets in assets that have been determined as “eligible” as per the ESG process in place (hence in investments that are aligned with the promoted environmental and social characteristics (#1 Aligned with E/S characteristics)

Up to 10% of the investments are not aligned with these characteristics (#2 Other).

The financial product invests at least 10% of its net assets in assets that have been determined as sustainable investment (#1A Sustainable)

A more detailed description of the specific asset allocation of this financial product can be found in its prospectus.



#1 Aligned with E/S characteristics includes the investments of the financial product used to attain the environmental or social characteristics promoted by the financial product.

#2 Other includes the remaining investments of the financial product which are neither aligned with the environmental or social characteristics, nor are qualified as sustainable investments.

The category **#1 Aligned with E/S characteristics** covers:

- The sub-category **#1A Sustainable** covers sustainable investments with environmental or social objectives.
- The sub-category **#1B Other E/S characteristics** covers investments aligned with the environmental or social characteristics that do not qualify as sustainable investments.

○ How does the use of derivatives attain the environmental or social characteristics promoted by the financial product ?

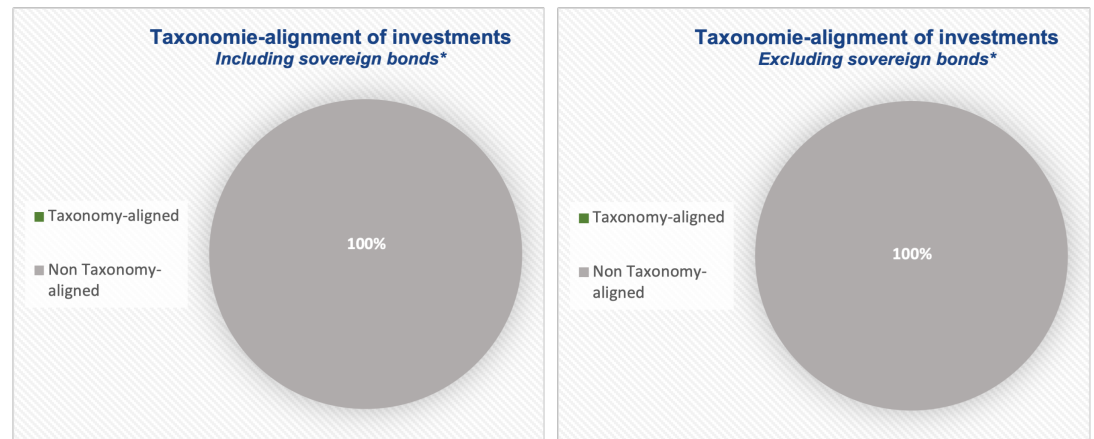
Not applicable



To what minimum extent are sustainable investments with an environmental objective aligned with the EU Taxonomy?

The financial product may invest in environmentally sustainable economic activities, however the investments of this financial product do not take into account the EU criteria for environmentally sustainable economic activities. The financial product commits to a 0% alignment with the European Taxonomy

The two graphs below show in green the minimum percentage of investments that are aligned with the EU Taxonomy. As there is no appropriate methodology to determine the Taxonomy-alignment of sovereign bonds*, the first graph shows the Taxonomy alignment in relation to all the investments of the financial product including sovereign bonds, while the second graph shows the Taxonomy alignment only in relation to the investments of the financial product other than sovereign bonds.



* For the purpose of these graphs, 'sovereign bonds' consist of all sovereign exposures.

- **What is the minimum share of investments in transitional and enabling activities ?**

Not applicable

 are sustainable investments with an environmental objective that do not take into account the criteria for environmentally sustainable economic activities under the EU Taxonomy.



- **What is the minimum share of sustainable investments with an environmental objective that are not aligned with the EU Taxonomy ?**

The minimum share of sustainable investments with an environmental objective that are not aligned with the EU taxonomy is 100%.



- **What is the minimum share of socially sustainable investments ?**

The minimum share of socially sustainable investments shall in total be at least 1% of the net assets of the Sub-Fund.



- **What investments are included under "#2 Other", what is their purpose and are there any minimum environmental or social safeguards ?**

Investments included in the "#2 Other" category of the financial product represent up to 10% of the investments and are forward financial instruments (derivatives) traded on regulated or organised markets, to hedge the portfolio, cash, unrated issuers. Derivatives and cash have no environmental or social guarantees.



- **Is a specific index designated as a reference benchmark to determine whether this financial product is aligned with the environmental and/or social characteristics that it promotes ?**

Not applicable

- **How is the reference benchmark continuously aligned with each of the environmental or social characteristics promoted by the financial product ?**

Not applicable

- **How is the alignment of the investment strategy with the methodology of the index ensured on a continuous basis ?**

Not applicable

- **How does the designated index differ from a relevant broad market index ?**

Not applicable

Reference benchmarks are indexes to measure whether the financial product attains the environmental or social characteristics that they promote.

- **Where can the methodology used for the calculation of the designated index be found ?**

Not applicable



Where can I find more product specific information online ?

More product-specific information can be found on the website :

More information on the management company's extra-financial approach can be found in the Transparency Code (I) and the SFDR Policy - Article 4 available on the management company's website (www.lfde.com / Responsible Investment section). In addition, further information on the fund and in particular its regulatory documentation is available on the management company's website (www.lfde.com / Funds section)

Template pre-contractual disclosure for the financial products referred to in Article 8, paragraphs 1, 2 and 2a, of Regulation (EU) 2019/2088 and Article 6, first paragraph, of Regulation (EU) 2020/852

Product name:
ECHQUIER ARTY SRI

Legal entity identifier: 969500I9FE435QANAU40

Environmental and/or social characteristics

Does this financial product have a sustainable investment objective?

☐ Yes

☒ No

☐ It will make a minimum of **sustainable investments with an environmental objective: %**

☐ in economic activities that qualify as environmentally sustainable under the EU Taxonomy

☐ in economic activities that do not qualify as environmentally sustainable under the EU Taxonomy

☐ It will make a minimum of **sustainable investments with a social objective: %**

☒ It **promotes Environmental/Social (E/S) characteristics** and while it does not have as its objective a sustainable investment, it will have a minimum proportion of 40% of sustainable investments

☐ with an environmental objective in economic activities that qualify as environmentally sustainable under the EU Taxonomy

☒ with an environmental objective in economic activities that do not qualify as environmentally sustainable under the EU Taxonomy

☒ with a social objective

☐ It promotes E/S characteristics, but **will not make any sustainable investments**

Sustainable investment

means an investment in an economic activity that contributes to an environmental or social objective, provided that the investment does not significantly harm any environmental or social objective and that the investee companies follow good governance practices.

The **EU Taxonomy** is a classification system laid down in Regulation (EU) 2020/852, establishing a list of **environmentally sustainable economic activities**. That Regulation does not include a list of socially sustainable economic activities. Sustainable investments with an environmental objective might be aligned with the Taxonomy or not.



What environmental and/or social characteristics are promoted by this financial product ?

The responsible investment strategy is based on ESG criteria highlighting the environmental and/or social characteristics promoted by this financial product, such as the reduction of the environmental impact of companies in terms of air pollution, the protection of biodiversity, the taking into account by companies of environmental risks... or the improvement of working conditions, the protection of employees, the fight against discrimination...

No specific index has been designated as a benchmark to determine whether the financial product is aligned with the environmental and/or social characteristics it promotes.

○ What sustainability indicators are used to measure the attainment of each of the environmental or social characteristics promoted by this financial product ?

For this financial product, the research on environmental and social criteria is carried out with the support of MSCI ESG Research, which has its own analysis framework. Their criteria are adapted to the sector and issues of each of the companies analysed. In the absence of MSCI ESG research available on certain companies, the analysis of environmental and social characteristics is then internalised in its entirety. The main sustainability indicators used to measure the achievement of each of the environmental or social characteristics promoted by the financial product are the following:

Environment :

Policy and actions: existence of an environmental roadmap (precise and dated objectives allowing evolution trends to be identified), choice of indicators for this roadmap, level of ambition of the company with regard to its environmental objectives, environmental actions implemented to achieve the objectives fixed, existence of an environmental management system and a policy to protect biodiversity.

Results: communication by the company on the results of its action plan (results presented over a long period and evolution trends), evolution of the main environmental ratios (water consumption, CO2 emissions, energy consumption, production and treatment of waste including plastic waste, use of chemical products, etc.) and investments made to reduce its environmental impact.

Suppliers: exposure of suppliers to environmental risks, degree of complexity of the supply chain, dependence on suppliers, monitoring of suppliers and support of suppliers towards better practices.

Environmental impact of products: positive or negative impact of products on the environment, eco-design approach, existence of product life cycle analyses, circular economy, green share of company turnover and end-of-life management of products.

Sustainability indicators

measure how the environmental or social characteristics promoted by the financial product are attained.

Social

Loyalty and progression: attractiveness of the employer brand, ability to recruit, employee satisfaction, employee loyalty policy, career management, training policy and employee retention potential.

Protection: anti-discrimination, diversity, health and safety protection for employees, respect for trade union rights, promotion and quality of social dialogue and support for employees in the event of restructuring.

Suppliers: exposure of suppliers to social risks, degree of complexity of the supply chain, dependence on suppliers, support of suppliers to improve practices and monitoring of suppliers.

Social impact of products: social impact of products for the customer and for society (e.g. avoided costs) and accessibility of products.

Relations with civil society: the company's philanthropic approach (including skills sponsorship), relations with local communities, customer satisfaction and participation in local sustainability initiatives

Also, in this financial product, several performance indicators are monitored:

Induced emissions intensity: This indicator measures the all-scope induced emissions intensity of the financial product (compared to its benchmark) using Carbon4 Finance's Weighted Average Carbon Intensity (WACI) methodology. The calculation method used is detailed in the question "What investment strategy does this financial product follow?"

ESG Controversy Score: This indicator measures the level of severity of a company's controversies. This score, ranging from 0 to 10 (0 being the worst score), is provided to us by MSCI ESG Research. The calculation method used is detailed in the question "What investment strategy does this financial product follow?"

Carbon Impact Ratio (CIR): This indicator corresponds to the ratio between the GHG emissions avoided and the GHG emissions induced by a company (in tonnes of CO2 equivalent). This indicator makes it possible to assess the relevance of a company's activity in relation to the challenges of combating climate change. The calculation method used is available in the Transparency Code available on the management company's website.

United Nations Global Compact: This indicator analyses the share of issuers within the financial product that are signatories to the United Nations Global Compact. Signatory companies are committed to adopting a socially responsible attitude by respecting and promoting principles relating to human rights, international labour standards and the fight against corruption. In addition, they are committed to a process of continuous improvement of their CSR policies and undertake to communicate publicly on their progress on an annual basis. The calculation method used is available in the Transparency Code available on the management company's website.

Employee turnover: This indicator analyses the employee turnover rate of the companies in the financial product. The employee turnover rate is a leading indicator of the social policy of companies. Its result can reflect the level of employee satisfaction, and more broadly the social climate of the company. We report the employee turnover rate provided to us by MSCI ESG Research. The calculation method used is available in the Transparency Code available on the management company's website.

○ **What are the objectives of the sustainable investments that the financial product partially intends to make and how does the sustainable investment contribute to such objectives ?**

The sustainable investment objectives that the financial product aims to partially achieve are to contribute to the achievement of the United Nations Sustainable Development Goals (including the fight against climate change, the protection of biodiversity and the improvement of access to health in the world). To assess this positive contribution to society and the environment, the financial product uses the three impact scores developed internally by La Financière de l'Echiquier ("SDG Score" (focusing on 9 SDGs), the "Climate & Biodiversity Maturity Score" (MCB), the "AAAA Score" (focusing on access to health)) and an external score called the "MSCI SDG Score" built from MSCI ESG Research data.

If the issuer has a sufficient score on one of these four scores, it will be considered that its economic activity contributes to an environmental or social objective. Finally, in the event that none of the four impact scores mentioned above is available for a company (particularly in the case of a company not covered by MSCI), an analysis of the contribution to the SDGs will be carried out internally using the internal "SI SDG Score" (broader than the SDG Score because it focuses on 17 SDGs instead of 9).

These methodologies are detailed in the question "What investment strategy does this financial product follow?" if the financial product uses one of these impact scores.

○ **How do the sustainable investments that the financial product partially intends to make, not cause significant harm to any environmental or social sustainable investment objective ?**

To ensure that the sustainable investments of the financial product will not significantly harm an environmental or social objective (DNSH), La Financière de l'Echiquier has defined a "DNSH" procedure for products with a sustainable investment objective, including :

- Sectoral and normative exclusions complementary to the extra-financial approach of the product (recalled below) and which make it possible to reduce its exposure to social and environmental prejudices: Tobacco, all types of armaments, non-conventional and non-controversial fossil fuels, gambling, pornography, alcohol, GMOs, palm oil and biocides,

Principal adverse impacts

are the most significant negative impacts of investment decisions on sustainability factors relating to environmental, social and employee matters, respect for human rights anti-corruption and anti-bribery matters.

- A consideration of the principal adverse impacts (PAI) of these investments on sustainability factors.

How have the indicators for adverse impacts on sustainability factors been taken into account ?

Regarding adverse impacts, this financial product takes into account 14 mandatory indicators from Table 1 of Annex I of the European Commission's Delegated Regulation (EU) 2022/1288, and also includes the following 2 additional indicators: investments in companies without carbon reduction initiatives and investments in issuers without a policy to prevent accidents at work. Their consideration is carried out within the various aspects of the management company's responsible investment approach: through the exclusion policy (sectoral and normative), the ESG analysis methodology, the various Impact scores, the measurement and monitoring of ESG performance indicators (carbon intensity, ESG controversy score) as below:

CLIMATE & ENVIRONNEMENT

- Scope 1, 2 and 3 greenhouse gas emissions by measuring and monitoring CO2 emissions and equivalents for all scopes (1, 2, 3),
- The carbon footprint, measured and monitored using the Carbon Impact Ratio methodology (ratio of saved emissions to induced emissions),
- The carbon intensity of the invested companies (in tCO_2) calculated as a function of the intensity of induced emissions (WACI), and driven by the commitment to outperform the financial product against its benchmark,
- The exposure of invested companies to fossil fuels is taken into account in the ESG analysis and in the exclusion policy,
- The share of non-renewable energy consumption and production taken into account in the ESG analysis,
- The intensity of energy consumption taken into account in the ESG analysis,
- Impact on biodiversity through ESG analysis and measurement of the biodiversity footprint
- Tons of priority substances discharged to water considered in the ESG analysis,
- Tonnes of dangerous waste taken into account in the ESG analysis,
- Investments in companies without carbon reduction initiatives in the ESG analysis (additional indicator).

SOCIAL, HUMAN RESOURCES, RESPECT FOR RIGHTS INCLUDING HUMAN RIGHTS

- The proportion of issuers implicated in violating the UN Global Compact or the OECD Guidelines, through MSCI ESG Research's normative exclusion policy and controversy monitoring,
- The proportion of investments in issuers without a compliance process and mechanism to monitor compliance with the UN Global Compact principles or the OECD Guidelines, through MSCI ESG Research's normative exclusion policy and controversy monitoring,
- The gender pay gap taken into account in the ESG analysis,
- Diversity on company boards in % of women according to the different legislations between countries and the level of voluntarism and proactivity of companies on the subject, taken into account in the ESG analysis,
- Exposure to controversial weapons (anti-personnel mines, cluster munitions, etc.) taken into account in the sectoral exclusion policy,
- Investments in issuers without an occupational accident prevention policy taken into account in the ESG analysis (additional indicator).

How are the sustainable investments aligned with the OECD Guidelines for Multinational Enterprises and the UN Guiding Principles on Business and Human Rights?

Through the consideration of PAIs, and in particular the use of the following social PAIs, the investments of this financial product are in line with the principles mentioned:

- Violation of the UN Global Compact principles and the OECD Guidelines for Multinational Enterprises,
- Lack of processes and mechanisms for monitoring compliance with the UN Principles and the OECD Guidelines for Multinational Enterprises

Compliance with these PAIs is monitored through MSCI ESG Research's normative exclusion policy and controversy monitoring.

The EU Taxonomy sets out a "do not significant harm" principle by which Taxonomy-aligned investments should not significantly harm EU Taxonomy objectives and is accompanied by specific EU criteria.

The "do no significant harm" principle applies only to those investments underlying the financial product that take into account the EU criteria for environmentally sustainable economic activities. The investments underlying the remaining portion of this financial product do not take into account the EU criteria for environmentally sustainable economic activities.

Any other sustainable investments must also not significantly harm any environmental or social objectives.

Does this financial product consider principal adverse impacts on sustainability factors?

☒ Yes

☐ No

Regarding adverse impacts, this financial product takes into account 14 mandatory indicators from Table 1 of Annex I of the European Commission's Delegated Regulation (EU) 2022/1288, and also includes the following 2 additional indicators: investments in companies without carbon reduction initiatives and investments in issuers without a policy to prevent accidents at work. Their consideration is carried out within the various aspects of the management company's responsible investment approach: through the exclusion policy (sectoral and normative), the ESG analysis methodology, the various Impact scores, the measurement and monitoring of ESG performance indicators (carbon intensity, ESG controversy score) as below:

The investment strategy guides investment decisions based on factors such as investment objectives and risk tolerance.



CLIMATE & ENVIRONNEMENT

- Scope 1, 2 and 3 greenhouse gas emissions by measuring and monitoring CO2 emissions and equivalents for all scopes (1, 2, 3),
- The carbon footprint, measured and monitored using the Carbon Impact Ratio methodology (ratio of saved emissions to induced emissions),
- The carbon intensity of the invested companies (in teqCO_2) calculated as a function of the intensity of induced emissions (WACI), and driven by the commitment to outperform the financial product against its benchmark,
- The exposure of invested companies to fossil fuels is taken into account in the ESG analysis and in the exclusion policy,
- The share of non-renewable energy consumption and production taken into account in the ESG analysis,
- L'intensité de la consommation d'énergie prise en compte dans l'analyse ESG,
- Impact on biodiversity through ESG analysis and measurement of the biodiversity footprint
- Tons of priority substances discharged to water considered in the ESG analysis,
- Tonnes of dangerous waste taken into account in the ESG analysis,
- Investments in companies without carbon reduction initiatives in the ESG analysis (additional indicator).

SOCIAL, HUMAN RESOURCES, RESPECT FOR RIGHTS INCLUDING HUMAN RIGHTS

- The proportion of issuers implicated in violating the UN Global Compact or the OECD Guidelines, through MSCI ESG Research's normative exclusion policy and controversy monitoring,
- The proportion of investments in issuers without a compliance process and mechanism to monitor compliance with the UN Global Compact principles or the OECD Guidelines, through MSCI ESG Research's normative exclusion policy and controversy monitoring,
- The gender pay gap taken into account in the ESG analysis,
- Diversity on company boards in % of women according to the different legislations between countries and the level of voluntarism and proactivity of companies on the subject, taken into account in the ESG analysis,
- Exposure to controversial weapons (anti-personnel mines, cluster munitions, etc.) taken into account in the sectoral exclusion policy,
- Investments in issuers without an occupational accident prevention policy taken into account in the ESG analysis (additional indicator).

What investment strategy does this financial product follow ?

The financial product implements a financial strategy combining the use of financial instruments (equities, bonds, negotiable debt securities) and financial futures. This financial product systematically integrates ESG criteria into its financial management. This has an impact on the selection of securities in the portfolio.

The extra-financial approach integrated in the investment strategy of this financial product is the following:

- Sectoral and normative exclusions filter
- Recreational cannabis, Tobacco production, Controversial weapons as defined by the Ottawa and Oslo Conventions, Thermal coal, Tobacco, Arms (in the broadest sense, including nuclear weapons with no minimum turnover threshold), Gambling, Pornography, Non-conventional and controversial hydrocarbons, Conventional hydrocarbons (exclusively oil-related activities), Companies subject to controversies deemed very severe by MSCI ESG Research (a list containing, among others, companies guilty of the proven violation of one or more of the ten principles of the United Nations Global Compact) and companies affected by the US Executive Order 13959.
- The ESG rating coverage of portfolio securities must be at least 95% at all times.
- The minimum ESG rating for each portfolio company must be greater than or equal to 5.5/10. To assess the minimum ESG rating, a number of ESG indicators are used as described in the question "What sustainability indicators are used to measure the attainment of each of the environmental or social characteristics promoted by the financial product? If an issuer's ESG rating is below this level, it is automatically excluded from the investable universe.
- Controversies are monitored on the basis of MSCI ESG Research and will result in a malus that can reduce the ESG rating by up to 1 point, and possibly exclude the stock if the ESG rating falls below the minimum rating (5.5/10). When the stock is not covered by MSCI ESG Research, the analysis is fully internalised and the controversy malus can be up to 2 points maximum. This malus only sanctions governance controversies. This difference is explained by the fact that MSCI ESG Research integrates and penalises, directly in its environmental and social ratings, any controversies that an issuer may have on these two dimensions. Also, if requested by LFDE's teams, the Ethics Committee has the power to decide to exclude a stock from the portfolios in the event of a serious controversy arising within a company held in one or more portfolios.
- The induced emissions intensity of all scopes must be better than its benchmark. The portfolio coverage rate must be greater than or equal to 90% for this financial product. The calculation method used is available in the Transparency Code available on the management company's website.
- The ESG Controversy Score must be better than its benchmark: This score measures the level of severity of a company's controversies. This score, ranging from 0 to 10 (0 being the worst score), is provided to us by MSCI ESG Research. The portfolio coverage rate must be greater than or equal to 70% for this financial product.

Good governance practices include sound management structures, employee relations, remuneration of staff and tax compliance.

- A minimum of 40% of investments (in net assets) in sustainable investments. To assess this positive contribution to society and the environment, the financial product uses the three impact scores developed internally by La Financière de l'Échiquier:

Score SDG This score defines the net contribution of companies to the SDGs. In our methodology, we measure this contribution according to two scores. First, the Solutions Score, which is based on the analysis of products and services. Among the 17 SDGs, 9 business-oriented SDGs were selected (3, 4, 6, 7, 8, 9, 11, 12, 16). For each of them, we have mapped the activities that contribute positively and those that contribute negatively. The distribution of the company's turnover in these activities gives a Net Score out of 100. Secondly, the Initiatives Score which is based on the analysis of the company's social and environmental practices. The objective of this score is to value the advanced social and environmental practices of companies contributing to the SDGs and to penalise practices that contribute negatively to one or more SDGs. LFDE has mapped these practices for each of the 17 SDGs. From these two scores, the contribution of companies to the SDGs is assigned to the targets of each SDG. The average of the Solutions score and the Initiatives score gives an SDG score out of 100. Companies need to achieve an SDO score of 25/100 and a Solutions score of 20/100 to ensure that they are making a positive environmental and/or social contribution.

Climate & Biodiversity Maturity Score (MCB) : This score determines the level of maturity of companies in taking into account the climate and biodiversity issues they face and will face in the future. The MCB score is composed of 3 or 4 pillars (Governance, Climate, Biodiversity, Just Transition) depending on the impact of the company on biodiversity, to which is added a malus linked to environmental controversies. Companies must obtain a minimum MCB score of 40% to ensure that they are taking climate change and biodiversity decline seriously in their strategy and therefore making a positive environmental contribution

AAAA score : This score defines a company's contribution through its products and services to at least one of the four dimensions of access to health (Availability, Geographical Accessibility, Financial Accessibility, Acceptability) inspired by the work of the World Health Organisation (WHO) on the subject. Companies must contribute at least 20% of their revenue to at least one of the four dimensions without significantly harming these issues (Do No Significant Harm). Companies must obtain an AAAA score of 20% and pass the DNSH filter to ensure their positive social contribution

A score constructed internally from MSCI ESG Research data:

MSCI SDG score : This score identifies companies that contribute positively through their products and services and/or their operations to the achievement of at least one of the 17 SDGs. This contribution is measured using three scores ("PRODUCT", "OPERATIONAL", "NET") provided by MSCI ESG Research. Each of these scores ranges from -10 to +10. To determine the positive contribution to at least one of the 17 SDGs, the company must validate two steps. Firstly, it must have between 10% and 25% of its turnover contributing to an SDG ("PRODUCT" score greater than or equal to +5, considered as aligned or very aligned according to MSCI) and/or have its operations considered as aligned or very aligned with the achievement of this same SDG ("OPERATIONAL" score greater than or equal to +5 according to MSCI) On the other hand, the average of these two scores (NET Score according to MSCI) must be greater than or equal to +2.5 in order to ensure their positive environmental and/or social contribution

In the event that none of the four impact scores listed above are available for a company, we have developed the following impact score internally:

SI SDG Score This score defines the net contribution of companies to the SDGs. It is constructed in the same way as the SDG Score presented above, except that the Solutions Score covers all 17 SDGs (instead of 9). Companies must obtain an SDG score of 25/100 and a Solutions score of 20/100 to ensure that they are making a positive environmental and/or social contribution.

More information on our impact methodologies can be found in the Transparency Code available on the management company's website (www.lfde.com / Responsible Investment section).

- ***What are the binding elements of the investment strategy used to select the investments to attain each of the environmental or social characteristics promoted by this financial product ?***

As detailed above, the filter of sector and normative exclusions and the minimum ESG rating of each company in the portfolio (5.5/10), induced emissions intensity and ESG controversy score are constraining elements of the investment strategy used to select investments as they reduce the investment universe.

- ***What is the committed minimum rate to reduce the scope of the investments considered prior to the application of that investment strategy ?***

The sector and normative exclusion filters and the minimum ESG rating of 5.5/10 reduce the investment universe by minimum 20%.

- ***What is the policy to assess good governance practices of the investee companies?***

The policy for assessing the good governance practices of the companies benefiting from the investments is as follows: the Governance rating represents approximately 60% of the global ESG rating. This is a historical bias of La Financière de l'Echiquier, which has attached particular importance to this aspect since its creation. This conviction is reinforced by the fact that all ESG analyses produced by La Financière de l'Echiquier benefit from a

governance rating carried out entirely in-house. The governance criteria assessed are

- **Competences of the management team :**
 - **For the CEO :** legitimacy in the business, track record, managerial capacity, leadership and structure of the remuneration scheme
 - **For the executive committee :** composition, diversity, relevance of the functions represented and commitment on CSR issues
- **Checks and balances :** sources of checks and balances within the Board, anticipation of the succession of the CEO, matching the profiles of directors with the needs of the company, male/female diversity of the Board, geographical diversity, availability and involvement of directors.
- **Respect for minority shareholders :** interest for the company to be listed, anti-takeover mechanisms and transparency of financial information.
- **Evaluation of ESG risks :** identification and management of extra-financial risks, the fight against corruption and responsible taxation, the quality of the company's CSR reporting and discourse, and the positive dynamics of progress on ESG aspects.

An analysis on governance controversies is carried out during the ESG analysis of companies, which can directly impact the ESG rating through a maximum malus of 1 point. When the stock is not covered by MSCI ESG Research, the analysis is fully internalised and the controversy malus can be up to 2 points maximum



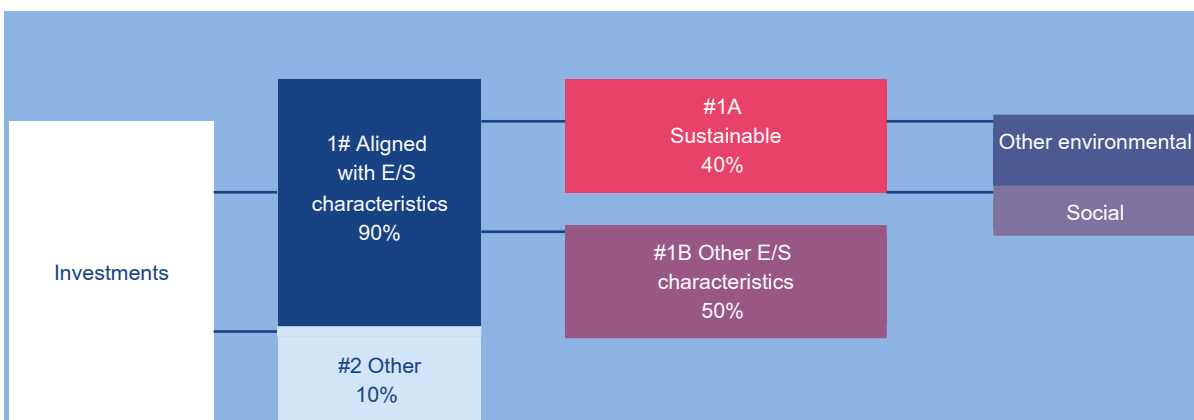
What is the asset allocation planned for this financial product?

The financial product invests at least 90% of its net assets in assets that have been deemed "eligible" according to the ESG process in place - i.e. in investments that are aligned with the promoted environmental and social characteristics (#1 Aligned with E/S characteristics).

Up to 10% of the net assets are not aligned with these characteristics (#2 Other).

The financial product invests at least 40% of its assets in assets that have been deemed to be sustainable investments (#1A Sustainable).

A more detailed description of the specific asset allocation of this financial product can be found in its prospectus.



#1 Aligned with E/S characteristics includes the investments of the financial product used to attain the environmental or social characteristics promoted by the financial product.

#2 Other includes the remaining investments of the financial product which are neither aligned with the environmental or social characteristics, nor are qualified as sustainable investments.

The category **#1 Aligned with E/S characteristics** covers:

- The sub-category **#1A Sustainable** covers sustainable investments with environmental or social objectives.
- The sub-category **#1B Other E/S characteristics** covers investments aligned with the environmental or social characteristics that do not qualify as sustainable investments.

- **How does the use of derivatives attain the environmental or social characteristics promoted by the financial product ?**

Non applicable



To what minimum extent are sustainable investments with an environmental objective aligned with the EU Taxonomy?

The financial product may invest in environmentally sustainable economic activities, however the investments of this financial product do not take into account the EU criteria for environmentally sustainable economic activities. The financial product commits to a 0% alignment with the European Taxonomy

Asset allocation describes the share of investments in specific assets.

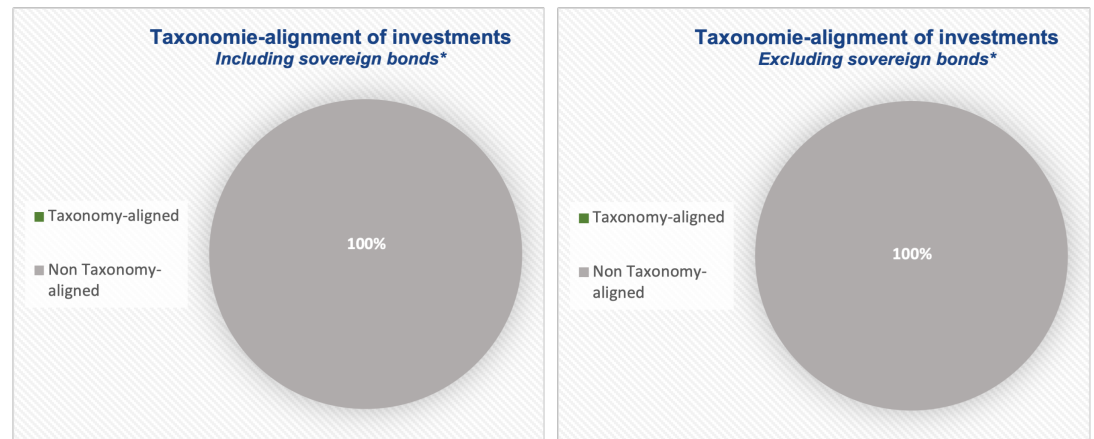
Taxonomy-aligned activities are expressed as a share of:

- **turnover** reflecting the share of revenue from green activities of investee companies
- **capital expenditure** (CapEx) showing the green investments made by investee companies, e.g. for a transition to a green economy.
- **operational expenditure** (OpEx) reflecting green operational activities of investee companies.

Enabling activities directly enable other activities to make a substantial contribution to an environmental objective.

Transitional activities are activities for which low-carbon alternatives are not yet available and among others have greenhouse gas emission levels corresponding to the best performance.

The two graphs below show in green the minimum percentage of investments that are aligned with the EU Taxonomy. As there is no appropriate methodology to determine the Taxonomy-alignment of sovereign bonds*, the first graph shows the Taxonomy alignment in relation to all the investments of the financial product including sovereign bonds, while the second graph shows the Taxonomy alignment only in relation to the investments of the financial product other than sovereign bonds.



* For the purpose of these graphs, 'sovereign bonds' consist of all sovereign exposures.

- **What is the minimum share of investments in transitional and enabling activities ?**

Not applicable

 are sustainable investments with an environmental objective that do not take into account the criteria for environmentally sustainable economic activities under the EU Taxonomy.



- **What is the minimum share of sustainable investments with an environmental objective that are not aligned with the EU Taxonomy ?**

The minimum share of sustainable investments with an environmental objective that are not aligned with the EU taxonomy is 100%.



- **What is the minimum share of socially sustainable investments ?**

The minimum share of socially sustainable investments shall in total be at least 1% of the net assets of the Sub-Fund.



- **What investments are included under "#2 Other", what is their purpose and are there any minimum environmental or social safeguards ?**

Investments included in the "#2 Other" category of the financial product represent up to 10% of the investments and are cash only. The cash does not have environmental or social guarantees.



- **Is a specific index designated as a reference benchmark to determine whether this financial product is aligned with the environmental and/or social characteristics that it promotes ?**

Not applicable

- **How is the reference benchmark continuously aligned with each of the environmental or social characteristics promoted by the financial product ?**

Not applicable

- **How is the alignment of the investment strategy with the methodology of the index ensured on a continuous basis ?**

Not applicable

- **How does the designated index differ from a relevant broad market index ?**

Not applicable

Reference benchmarks are indexes to measure whether the financial product attains the environmental or social characteristics that they promote.

- ***Where can the methodology used for the calculation of the designated index be found ?***

Not applicable



Where can I find more product specific information online ?

More product-specific information can be found on the website :

More information on the management company's extra-financial approach can be found in the Transparency Code (I) and the SFDR Policy - Article 4 available on the management company's website (www.lfde.com / Responsible Investment section). In addition, further information on the fund and in particular its regulatory documentation is available on the management company's website (www.lfde.com / Funds section)

Template pre-contractual disclosure for the financial products referred to in Article 8, paragraphs 1, 2 and 2a, of Regulation (EU) 2019/2088 and Article 6, first paragraph, of Regulation (EU) 2020/852

Product name:
**ECHQUIER CONVEXITE SRI
EUROPE**

Legal entity identifier: 969500C27VVR708JTV48

Sustainable investment

means an investment in an economic activity that contributes to an environmental or social objective, provided that the investment does not significantly harm any environmental or social objective and that the investee companies follow good governance practices.

The **EU Taxonomy** is a classification system laid down in Regulation (EU) 2020/852, establishing a list of **environmentally sustainable economic activities**. That Regulation does not include a list of socially sustainable economic activities. Sustainable investments with an environmental objective might be aligned with the Taxonomy or not.

Sustainability indicators

measure how the environmental or social characteristics promoted by the financial product are attained.



Environmental and/or social characteristics

Does this financial product have a sustainable investment objective?

☐ Yes

☒ No

☐ It will make a minimum of **sustainable investments with an environmental objective: %**

☐ in economic activities that qualify as environmentally sustainable under the EU Taxonomy

☐ in economic activities that do not qualify as environmentally sustainable under the EU Taxonomy

☐ It will make a minimum of **sustainable investments with a social objective: %**

☒ It **promotes Environmental/Social (E/S) characteristics** and while it does not have as its objective a sustainable investment, it will have a minimum proportion of 40% of sustainable investments

☐ with an environmental objective in economic activities that qualify as environmentally sustainable under the EU Taxonomy

☒ with an environmental objective in economic activities that do not qualify as environmentally sustainable under the EU Taxonomy

☒ with a social objective

☐ It promotes E/S characteristics, but **will not make any sustainable investments**

What environmental and/or social characteristics are promoted by this financial product ?

The responsible investment strategy is based on ESG criteria highlighting the environmental and/or social characteristics promoted by this financial product, such as the reduction of the environmental impact of companies in terms of air pollution, the protection of biodiversity, the taking into account by companies of environmental risks... or the improvement of working conditions, the protection of employees, the fight against discrimination...

No specific index has been designated as a benchmark to determine whether the financial product is aligned with the environmental and/or social characteristics it promotes.

What sustainability indicators are used to measure the attainment of each of the environmental or social characteristics promoted by this financial product ?

For this financial product, the research on environmental and social criteria is carried out with the support of MSCI ESG Research, which has its own analysis framework. Their criteria are adapted to the sector and issues of each of the companies analysed. In the absence of MSCI ESG research available on certain companies, the analysis of environmental and social characteristics is then internalised in its entirety. The main sustainability indicators used to measure the achievement of each of the environmental or social characteristics promoted by the financial product are the following:

Environment :

Policy and actions: existence of an environmental roadmap (precise and dated objectives allowing evolution trends to be identified), choice of indicators for this roadmap, level of ambition of the company with regard to its environmental objectives, environmental actions implemented to achieve the objectives fixed, existence of an environmental management system and a policy to protect biodiversity.

Results: communication by the company on the results of its action plan (results presented over a long period and evolution trends), evolution of the main environmental ratios (water consumption, CO2 emissions, energy consumption, production and treatment of waste including plastic waste, use of chemical products, etc.) and investments made to reduce its environmental impact.

Suppliers: exposure of suppliers to environmental risks, degree of complexity of the supply chain, dependence on suppliers, monitoring of suppliers and support of suppliers towards better practices.

Environmental impact of products: positive or negative impact of products on the environment, eco-design approach, existence of product life cycle analyses, circular economy, green share of company turnover and end-of-life management of products.

Social

Loyalty and progression: attractiveness of the employer brand, ability to recruit, employee satisfaction, employee loyalty policy, career management, training policy and employee retention potential.

Protection: anti-discrimination, diversity, health and safety protection for employees, respect for trade union rights, promotion and quality of social dialogue and support for employees in the event of restructuring.

Suppliers: exposure of suppliers to social risks, degree of complexity of the supply chain, dependence on suppliers, support of suppliers to improve practices and monitoring of suppliers.

Social impact of products: social impact of products for the customer and for society (e.g. avoided costs) and accessibility of products.

Relations with civil society: the company's philanthropic approach (including skills sponsorship), relations with local communities, customer satisfaction and participation in local sustainability initiatives

Also, in this financial product, several performance indicators are monitored:

Induced emissions intensity: This indicator measures the all-scope induced emissions intensity of the financial product (compared to its benchmark) using Carbon4 Finance's Weighted Average Carbon Intensity (WACI) methodology. The calculation method used is detailed in the question "What investment strategy does this financial product follow?"

ESG Controversy Score: This indicator measures the level of severity of a company's controversies. This score, ranging from 0 to 10 (0 being the worst score), is provided to us by MSCI ESG Research. The calculation method used is detailed in the question "What investment strategy does this financial product follow?"

Carbon Impact Ratio (CIR): This indicator corresponds to the ratio between the GHG emissions avoided and the GHG emissions induced by a company (in tonnes of CO2 equivalent). This indicator makes it possible to assess the relevance of a company's activity in relation to the challenges of combating climate change. The calculation method used is available in the Transparency Code available on the management company's website.

United Nations Global Compact: This indicator analyses the share of issuers within the financial product that are signatories to the United Nations Global Compact. Signatory companies are committed to adopting a socially responsible attitude by respecting and promoting principles relating to human rights, international labour standards and the fight against corruption. In addition, they are committed to a process of continuous improvement of their CSR policies and undertake to communicate publicly on their progress on an annual basis. The calculation method used is available in the Transparency Code available on the management company's website.

Employee turnover: This indicator analyses the employee turnover rate of the companies in the financial product. The employee turnover rate is a leading indicator of the social policy of companies. Its result can reflect the level of employee satisfaction, and more broadly the social climate of the company. We report the employee turnover rate provided to us by MSCI ESG Research. The calculation method used is available in the Transparency Code available on the management company's website.

○ **What are the objectives of the sustainable investments that the financial product partially intends to make and how does the sustainable investment contribute to such objectives ?**

The sustainable investment objectives that the financial product aims to partially achieve are to contribute to the achievement of the United Nations Sustainable Development Goals (including the fight against climate change, the protection of biodiversity and the improvement of access to health in the world). To assess this positive contribution to society and the environment, the financial product uses the three impact scores developed internally by La Financière de l'Echiquier ("SDG Score" (focusing on 9 SDGs), the "Climate & Biodiversity Maturity Score" (MCB), the "AAAA Score" (focusing on access to health)) and an external score called the "MSCI SDG Score" built from MSCI ESG Research data.

If the issuer has a sufficient score on one of these four scores, it will be considered that its economic activity contributes to an environmental or social objective. Finally, in the event that none of the four impact scores mentioned above is available for a company (particularly in the case of a company not covered by MSCI), an analysis of the contribution to the SDGs will be carried out internally using the internal "SI SDG Score" (broader than the SDG Score because it focuses on 17 SDGs instead of 9).

These methodologies are detailed in the question "What investment strategy does this financial product follow?" if the financial product uses one of these impact scores.

○ **How do the sustainable investments that the financial product partially intends to make, not cause significant harm to any environmental or social sustainable investment objective ?**

To ensure that the sustainable investments of the financial product will not significantly harm an environmental or social objective (DNSH), La Financière de l'Echiquier has defined a "DNSH" procedure for products with a sustainable investment objective, including :

- Sectoral and normative exclusions complementary to the extra-financial approach of the product (recalled below) and which make it possible to reduce its exposure to social and environmental prejudices: Tobacco, all types of armaments, non-conventional and non-controversial fossil fuels, gambling, pornography, alcohol, GMOs, palm oil and biocides,

Principal adverse impacts

are the most significant negative impacts of investment decisions on sustainability factors relating to environmental, social and employee matters, respect for human rights anti-corruption and anti-bribery matters.

- A consideration of the principal adverse impacts (PAI) of these investments on sustainability factors.

How have the indicators for adverse impacts on sustainability factors been taken into account ?

Regarding adverse impacts, this financial product takes into account 14 mandatory indicators from Table 1 of Annex I of the European Commission's Delegated Regulation (EU) 2022/1288, and also includes the following 2 additional indicators: investments in companies without carbon reduction initiatives and investments in issuers without a policy to prevent accidents at work. Their consideration is carried out within the various aspects of the management company's responsible investment approach: through the exclusion policy (sectoral and normative), the ESG analysis methodology, the various Impact scores, the measurement and monitoring of ESG performance indicators (carbon intensity, ESG controversy score) as below:

CLIMATE & ENVIRONNEMENT

- Scope 1, 2 and 3 greenhouse gas emissions by measuring and monitoring CO2 emissions and equivalents for all scopes (1, 2, 3),
- The carbon footprint, measured and monitored using the Carbon Impact Ratio methodology (ratio of saved emissions to induced emissions),
- The carbon intensity of the invested companies (in tCO_2) calculated as a function of the intensity of induced emissions (WACI), and driven by the commitment to outperform the financial product against its benchmark,
- The exposure of invested companies to fossil fuels is taken into account in the ESG analysis and in the exclusion policy,
- The share of non-renewable energy consumption and production taken into account in the ESG analysis,
- The intensity of energy consumption taken into account in the ESG analysis,
- Impact on biodiversity through ESG analysis and measurement of the biodiversity footprint
- Tons of priority substances discharged to water considered in the ESG analysis,
- Tonnes of dangerous waste taken into account in the ESG analysis,
- Investments in companies without carbon reduction initiatives in the ESG analysis (additional indicator).

SOCIAL, HUMAN RESOURCES, RESPECT FOR RIGHTS INCLUDING HUMAN RIGHTS

- The proportion of issuers implicated in violating the UN Global Compact or the OECD Guidelines, through MSCI ESG Research's normative exclusion policy and controversy monitoring,
- The proportion of investments in issuers without a compliance process and mechanism to monitor compliance with the UN Global Compact principles or the OECD Guidelines, through MSCI ESG Research's normative exclusion policy and controversy monitoring,
- The gender pay gap taken into account in the ESG analysis,
- Diversity on company boards in % of women according to the different legislations between countries and the level of voluntarism and proactivity of companies on the subject, taken into account in the ESG analysis,
- Exposure to controversial weapons (anti-personnel mines, cluster munitions, etc.) taken into account in the sectoral exclusion policy,
- Investments in issuers without an occupational accident prevention policy taken into account in the ESG analysis (additional indicator).

How are the sustainable investments aligned with the OECD Guidelines for Multinational Enterprises and the UN Guiding Principles on Business and Human Rights?

Through the consideration of PAIs, and in particular the use of the following social PAIs, the investments of this financial product are in line with the principles mentioned:

- Violation of the UN Global Compact principles and the OECD Guidelines for Multinational Enterprises,
- Lack of processes and mechanisms for monitoring compliance with the UN Principles and the OECD Guidelines for Multinational Enterprises

Compliance with these PAIs is monitored through MSCI ESG Research's normative exclusion policy and controversy monitoring.

The EU Taxonomy sets out a "do not significant harm" principle by which Taxonomy-aligned investments should not significantly harm EU Taxonomy objectives and is accompanied by specific EU criteria.

The "do no significant harm" principle applies only to those investments underlying the financial product that take into account the EU criteria for environmentally sustainable economic activities. The investments underlying the remaining portion of this financial product do not take into account the EU criteria for environmentally sustainable economic activities.

Any other sustainable investments must also not significantly harm any environmental or social objectives.

Does this financial product consider principal adverse impacts on sustainability factors?

☒ Yes

☐ No

Regarding adverse impacts, this financial product takes into account 14 mandatory indicators from Table 1 of Annex I of the European Commission's Delegated Regulation (EU) 2022/1288, and also includes the following 2 additional indicators: investments in companies without carbon reduction initiatives and investments in issuers without a policy to prevent accidents at work. Their consideration is carried out within the various aspects of the management company's responsible investment approach: through the exclusion policy (sectoral and normative), the ESG analysis methodology, the various Impact scores, the measurement and monitoring of ESG performance indicators (carbon intensity, ESG controversy score) as below:

The investment strategy guides investment decisions based on factors such as investment objectives and risk tolerance.



CLIMATE & ENVIRONNEMENT

- Scope 1, 2 and 3 greenhouse gas emissions by measuring and monitoring CO2 emissions and equivalents for all scopes (1, 2, 3),
- The carbon footprint, measured and monitored using the Carbon Impact Ratio methodology (ratio of saved emissions to induced emissions),
- The carbon intensity of the invested companies (in teqCO_2) calculated as a function of the intensity of induced emissions (WACI), and driven by the commitment to outperform the financial product against its benchmark,
- The exposure of invested companies to fossil fuels is taken into account in the ESG analysis and in the exclusion policy,
- The share of non-renewable energy consumption and production taken into account in the ESG analysis,
- L'intensité de la consommation d'énergie prise en compte dans l'analyse ESG,
- Impact on biodiversity through ESG analysis and measurement of the biodiversity footprint
- Tons of priority substances discharged to water considered in the ESG analysis,
- Tonnes of dangerous waste taken into account in the ESG analysis,
- Investments in companies without carbon reduction initiatives in the ESG analysis (additional indicator).

SOCIAL, HUMAN RESOURCES, RESPECT FOR RIGHTS INCLUDING HUMAN RIGHTS

- The proportion of issuers implicated in violating the UN Global Compact or the OECD Guidelines, through MSCI ESG Research's normative exclusion policy and controversy monitoring,
- The proportion of investments in issuers without a compliance process and mechanism to monitor compliance with the UN Global Compact principles or the OECD Guidelines, through MSCI ESG Research's normative exclusion policy and controversy monitoring,
- The gender pay gap taken into account in the ESG analysis,
- Diversity on company boards in % of women according to the different legislations between countries and the level of voluntarism and proactivity of companies on the subject, taken into account in the ESG analysis,
- Exposure to controversial weapons (anti-personnel mines, cluster munitions, etc.) taken into account in the sectoral exclusion policy,
- Investments in issuers without an occupational accident prevention policy taken into account in the ESG analysis (additional indicator).

What investment strategy does this financial product follow ?

The financial product implements a financial strategy based on the investment of mainly "mixed" European convertible bonds. This financial product systematically integrates ESG criteria into its financial management. This has an impact on the selection of securities in the portfolio.

The extra-financial approach integrated in the investment strategy of this financial product is the following:

- Sectoral and normative exclusions filter
- Recreational cannabis, Tobacco production, Controversial weapons as defined by the Ottawa and Oslo Conventions, Thermal coal, Tobacco, Arms (in the broadest sense, including nuclear weapons with no minimum turnover threshold), Gambling, Pornography, Non-conventional and controversial hydrocarbons, Conventional hydrocarbons, companies subject to controversies deemed very severe by MSCI ESG Research (a list containing, among others, companies guilty of the proven violation of one or more of the ten principles of the United Nations Global Compact) and companies affected by the US Executive Order 13959.
- The ESG rating coverage of portfolio securities must be at least 95% at all times.
- The minimum ESG rating for each portfolio company must be greater than or equal to 5.5/10. To assess the minimum ESG rating, a number of ESG indicators are used as described in the question "What sustainability indicators are used to measure the attainment of each of the environmental or social characteristics promoted by the financial product? If an issuer's ESG rating is below this level, it is automatically excluded from the investable universe.
- Controversies are monitored on the basis of MSCI ESG Research and will result in a malus that can reduce the ESG rating by up to 1 point, and possibly exclude the stock if the ESG rating falls below the minimum rating (5.5/10). When the stock is not covered by MSCI ESG Research, the analysis is fully internalised and the controversy malus can be up to 2 points maximum. This malus only sanctions governance controversies. This difference is explained by the fact that MSCI ESG Research integrates and penalises, directly in its environmental and social ratings, any controversies that an issuer may have on these two dimensions. Also, if requested by LFDE's teams, the Ethics Committee has the power to decide to exclude a stock from the portfolios in the event of a serious controversy arising within a company held in one or more portfolios.
- The induced emissions intensity of all scopes must be better than its benchmark. The portfolio coverage rate must be greater than or equal to 90% for this financial product. The calculation method used is available in the Transparency Code available on the management company's website.
- The ESG Controversy Score must be better than its benchmark: This score measures the level of severity of a company's controversies. This score, ranging from 0 to 10 (0 being the worst score), is provided to us by MSCI ESG Research. The portfolio coverage rate must be greater than or equal to 70% for this financial product.

Good governance practices include sound management structures, employee relations, remuneration of staff and tax compliance.



- A minimum of 40% of investments (in net assets) in sustainable investments. To assess this positive contribution to society and the environment, the financial product uses the three impact scores developed internally by La Financière de l'Échiquier:

Score SDG This score defines the net contribution of companies to the SDGs. In our methodology, we measure this contribution according to two scores. First, the Solutions Score, which is based on the analysis of products and services. Among the 17 SDGs, 9 business-oriented SDGs were selected (3, 4, 6, 7, 8, 9, 11, 12, 16). For each of them, we have mapped the activities that contribute positively and those that contribute negatively. The distribution of the company's turnover in these activities gives a Net Score out of 100. Secondly, the Initiatives Score which is based on the analysis of the company's social and environmental practices. The objective of this score is to value the advanced social and environmental practices of companies contributing to the SDGs and to penalise practices that contribute negatively to one or more SDGs. LFDE has mapped these practices for each of the 17 SDGs. From these two scores, the contribution of companies to the SDGs is assigned to the targets of each SDG. The average of the Solutions score and the Initiatives score gives an SDG score out of 100. Companies need to achieve an SDO score of 25/100 and a Solutions score of 20/100 to ensure that they are making a positive environmental and/or social contribution.

Climate & Biodiversity Maturity Score (MCB) : This score determines the level of maturity of companies in taking into account the climate and biodiversity issues they face and will face in the future. The MCB score is composed of 3 or 4 pillars (Governance, Climate, Biodiversity, Just Transition) depending on the impact of the company on biodiversity, to which is added a malus linked to environmental controversies. Companies must obtain a minimum MCB score of 40% to ensure that they are taking climate change and biodiversity decline seriously in their strategy and therefore making a positive environmental contribution

AAAA score : This score defines a company's contribution through its products and services to at least one of the four dimensions of access to health (Availability, Geographical Accessibility, Financial Accessibility, Acceptability) inspired by the work of the World Health Organisation (WHO) on the subject. Companies must contribute at least 20% of their revenue to at least one of the four dimensions without significantly harming these issues (Do No Significant Harm). Companies must obtain an AAAA score of 20% and pass the DNSH filter to ensure their positive social contribution

A score constructed internally from MSCI ESG Research data:

MSCI SDG score : This score identifies companies that contribute positively through their products and services and/or their operations to the achievement of at least one of the 17 SDGs. This contribution is measured using three scores ("PRODUCT", "OPERATIONAL", "NET") provided by MSCI ESG Research. Each of these scores ranges from -10 to +10. To determine the positive contribution to at least one of the 17 SDGs, the company must validate two steps. Firstly, it must have between 10% and 25% of its turnover contributing to an SDG ("PRODUCT" score greater than or equal to +5, considered as aligned or very aligned according to MSCI) and/or have its operations considered as aligned or very aligned with the achievement of this same SDG ("OPERATIONAL" score greater than or equal to +5 according to MSCI) On the other hand, the average of these two scores (NET Score according to MSCI) must be greater than or equal to +2.5 in order to ensure their positive environmental and/or social contribution

In the event that none of the four impact scores listed above are available for a company, we have developed the following impact score internally:

SI SDG Score This score defines the net contribution of companies to the SDGs. It is constructed in the same way as the SDG Score presented above, except that the Solutions Score covers all 17 SDGs (instead of 9). Companies must obtain an SDG score of 25/100 and a Solutions score of 20/100 to ensure that they are making a positive environmental and/or social contribution.

More information on our impact methodologies can be found in the Transparency Code available on the management company's website (www.lfde.com / Responsible Investment section).

- ***What are the binding elements of the investment strategy used to select the investments to attain each of the environmental or social characteristics promoted by this financial product ?***

As detailed above, the filter of sector and normative exclusions and the minimum ESG rating of each company in the portfolio (5.5/10), induced emissions intensity and ESG controversy score are constraining elements of the investment strategy used to select investments as they reduce the investment universe.

- ***What is the committed minimum rate to reduce the scope of the investments considered prior to the application of that investment strategy ?***

The sector and normative exclusion filters and the minimum ESG rating of 5.5/10 reduce the investment universe by minimum 20%.

- ***What is the policy to assess good governance practices of the investee companies?***

The policy for assessing the good governance practices of the companies benefiting from the investments is as follows: the Governance rating represents approximately 60% of the global ESG rating. This is a historical bias of La Financière de l'Echiquier, which has attached particular importance to this aspect since its creation. This conviction is reinforced by the fact that all ESG analyses produced by La Financière de l'Echiquier benefit from a

governance rating carried out entirely in-house. The governance criteria assessed are

- **Competences of the management team :**
 - **For the CEO :** legitimacy in the business, track record, managerial capacity, leadership and structure of the remuneration scheme
 - **For the executive committee :** composition, diversity, relevance of the functions represented and commitment on CSR issues
- **Checks and balances :** sources of checks and balances within the Board, anticipation of the succession of the CEO, matching the profiles of directors with the needs of the company, male/female diversity of the Board, geographical diversity, availability and involvement of directors.
- **Respect for minority shareholders :** interest for the company to be listed, anti-takeover mechanisms and transparency of financial information.
- **Evaluation of ESG risks :** identification and management of extra-financial risks, the fight against corruption and responsible taxation, the quality of the company's CSR reporting and discourse, and the positive dynamics of progress on ESG aspects.

An analysis on governance controversies is carried out during the ESG analysis of companies, which can directly impact the ESG rating through a maximum malus of 1 point. When the stock is not covered by MSCI ESG Research, the analysis is fully internalised and the controversy malus can be up to 2 points maximum



Asset allocation describes the share of investments in specific assets.

Taxonomy-aligned activities are expressed as a share of:

- **turnover** reflecting the share of revenue from green activities of investee companies
- **capital expenditure** (CapEx) showing the green investments made by investee companies, e.g. for a transition to a green economy.
- **operational expenditure** (OpEx) reflecting green operational activities of investee companies.

Enabling activities directly enable other activities to make a substantial contribution to an environmental objective.

Transitional activities are activities for which low-carbon alternatives are not yet available and among others have greenhouse gas emission levels corresponding to the best performance.

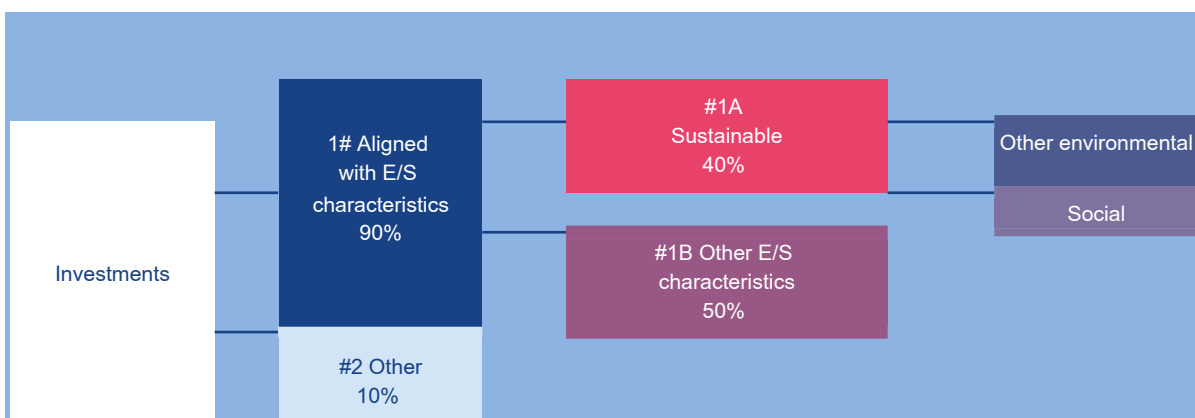
What is the asset allocation planned for this financial product?

The financial product invests at least 90% of its net assets in assets that have been deemed "eligible" according to the ESG process in place - i.e. in investments that are aligned with the promoted environmental and social characteristics (#1 Aligned with E/S characteristics).

Up to 10% of the net assets are not aligned with these characteristics (#2 Other).

The financial product invests at least 40% of its assets in assets that have been deemed to be sustainable investments (#1A Sustainable).

A more detailed description of the specific asset allocation of this financial product can be found in its prospectus.



#1 Aligned with E/S characteristics includes the investments of the financial product used to attain the environmental or social characteristics promoted by the financial product.

#2 Other includes the remaining investments of the financial product which are neither aligned with the environmental or social characteristics, nor are qualified as sustainable investments.

The category **#1 Aligned with E/S characteristics** covers:

- The sub-category **#1A Sustainable** covers sustainable investments with environmental or social objectives.
- The sub-category **#1B Other E/S characteristics** covers investments aligned with the environmental or social characteristics that do not qualify as sustainable investments.

○ How does the use of derivatives attain the environmental or social characteristics promoted by the financial product ?

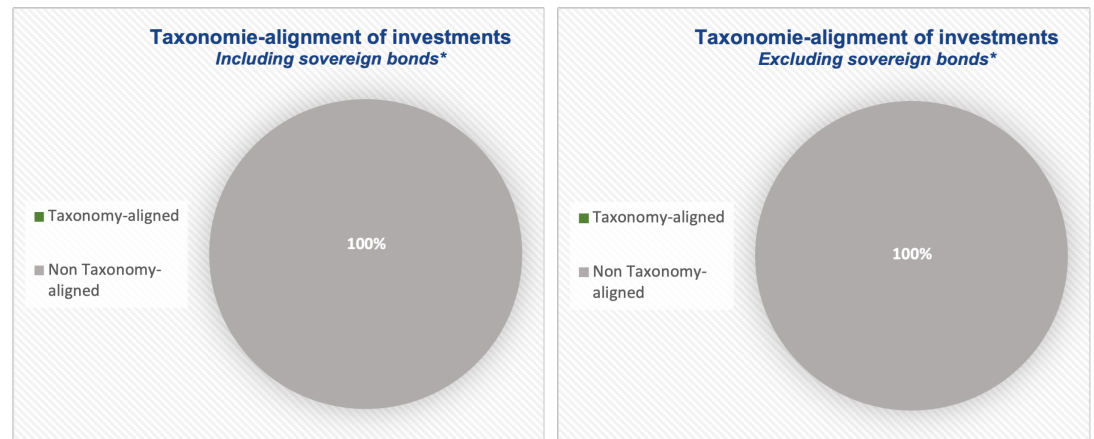
Non applicable



To what minimum extent are sustainable investments with an environmental objective aligned with the EU Taxonomy?

The financial product may invest in environmentally sustainable economic activities, however the investments of this financial product do not take into account the EU criteria for environmentally sustainable economic activities. The financial product commits to a 0% alignment with the European Taxonomy

The two graphs below show in green the minimum percentage of investments that are aligned with the EU Taxonomy. As there is no appropriate methodology to determine the Taxonomy-alignment of sovereign bonds*, the first graph shows the Taxonomy alignment in relation to all the investments of the financial product including sovereign bonds, while the second graph shows the Taxonomy alignment only in relation to the investments of the financial product other than sovereign bonds.



* For the purpose of these graphs, 'sovereign bonds' consist of all sovereign exposures.

- **What is the minimum share of investments in transitional and enabling activities ?**

Not applicable

 are sustainable investments with an environmental objective that do not take into account the criteria for environmentally sustainable economic activities under the EU Taxonomy.



- **What is the minimum share of sustainable investments with an environmental objective that are not aligned with the EU Taxonomy ?**

The minimum share of sustainable investments with an environmental objective that are not aligned with the EU taxonomy is 100%.



- **What is the minimum share of socially sustainable investments ?**

The minimum share of socially sustainable investments shall in total be at least 1% of the net assets of the Sub-Fund.



- **What investments are included under "#2 Other", what is their purpose and are there any minimum environmental or social safeguards ?**

Investments included in the "#2 Other" category of the financial product represent up to 10% of the investments and are cash only. The cash does not have environmental or social guarantees.



- **Is a specific index designated as a reference benchmark to determine whether this financial product is aligned with the environmental and/or social characteristics that it promotes ?**

Not applicable

- **How is the reference benchmark continuously aligned with each of the environmental or social characteristics promoted by the financial product ?**

Not applicable

- **How is the alignment of the investment strategy with the methodology of the index ensured on a continuous basis ?**

Not applicable

- **How does the designated index differ from a relevant broad market index ?**

Not applicable

Reference benchmarks are indexes to measure whether the financial product attains the environmental or social characteristics that they promote.

- ***Where can the methodology used for the calculation of the designated index be found ?***

Not applicable



Where can I find more product specific information online ?

More product-specific information can be found on the website :

More information on the management company's extra-financial approach can be found in the Transparency Code (I) and the SFDR Policy - Article 4 available on the management company's website (www.lfde.com / Responsible Investment section). In addition, further information on the fund and in particular its regulatory documentation is available on the management company's website (www.lfde.com / Funds section)

Template pre-contractual disclosure for the financial products referred to in Article 8, paragraphs 1, 2 and 2a, of Regulation (EU) 2019/2088 and Article 6, first paragraph, of Regulation (EU) 2020/852

Product name:

ECHQUIER CREDIT SRI EUROPE

Legal entity identifier: 969500S7Y2EZY0WVQ120

Environmental and/or social characteristics

Does this financial product have a sustainable investment objective?

☐ Yes

☒ No

☐ It will make a minimum of **sustainable investments with an environmental objective: %**

☐ in economic activities that qualify as environmentally sustainable under the EU Taxonomy

☐ in economic activities that do not qualify as environmentally sustainable under the EU Taxonomy

☐ It will make a minimum of **sustainable investments with a social objective: %**

☒ It **promotes Environmental/Social (E/S) characteristics** and while it does not have as its objective a sustainable investment, it will have a minimum proportion of 40% of sustainable investments

☐ with an environmental objective in economic activities that qualify as environmentally sustainable under the EU Taxonomy

☒ with an environmental objective in economic activities that do not qualify as environmentally sustainable under the EU Taxonomy

☒ with a social objective

☐ It promotes E/S characteristics, but **will not make any sustainable investments**

Sustainable investment

means an investment in an economic activity that contributes to an environmental or social objective, provided that the investment does not significantly harm any environmental or social objective and that the investee companies follow good governance practices.

The **EU Taxonomy** is a classification system laid down in Regulation (EU) 2020/852, establishing a list of **environmentally sustainable economic activities**. That Regulation does not include a list of socially sustainable economic activities. Sustainable investments with an environmental objective might be aligned with the Taxonomy or not.



What environmental and/or social characteristics are promoted by this financial product ?

The responsible investment strategy is based on ESG criteria highlighting the environmental and/or social characteristics promoted by this financial product, such as the reduction of the environmental impact of companies in terms of air pollution, the protection of biodiversity, the taking into account by companies of environmental risks... or the improvement of working conditions, the protection of employees, the fight against discrimination...

No specific index has been designated as a benchmark to determine whether the financial product is aligned with the environmental and/or social characteristics it promotes.

○ What sustainability indicators are used to measure the attainment of each of the environmental or social characteristics promoted by this financial product ?

For this financial product, the research on environmental and social criteria is carried out with the support of MSCI ESG Research, which has its own analysis framework. Their criteria are adapted to the sector and issues of each of the companies analysed. In the absence of MSCI ESG research available on certain companies, the analysis of environmental and social characteristics is then internalised in its entirety. The main sustainability indicators used to measure the achievement of each of the environmental or social characteristics promoted by the financial product are the following:

Environment :

Policy and actions: existence of an environmental roadmap (precise and dated objectives allowing evolution trends to be identified), choice of indicators for this roadmap, level of ambition of the company with regard to its environmental objectives, environmental actions implemented to achieve the objectives fixed, existence of an environmental management system and a policy to protect biodiversity.

Results: communication by the company on the results of its action plan (results presented over a long period and evolution trends), evolution of the main environmental ratios (water consumption, CO2 emissions, energy consumption, production and treatment of waste including plastic waste, use of chemical products, etc.) and investments made to reduce its environmental impact.

Suppliers: exposure of suppliers to environmental risks, degree of complexity of the supply chain, dependence on suppliers, monitoring of suppliers and support of suppliers towards better practices.

Environmental impact of products: positive or negative impact of products on the environment, eco-design approach, existence of product life cycle analyses, circular economy, green share of company turnover and end-of-life management of products.

Sustainability indicators

measure how the environmental or social characteristics promoted by the financial product are attained.

Social

Loyalty and progression: attractiveness of the employer brand, ability to recruit, employee satisfaction, employee loyalty policy, career management, training policy and employee retention potential.

Protection: anti-discrimination, diversity, health and safety protection for employees, respect for trade union rights, promotion and quality of social dialogue and support for employees in the event of restructuring.

Suppliers: exposure of suppliers to social risks, degree of complexity of the supply chain, dependence on suppliers, support of suppliers to improve practices and monitoring of suppliers.

Social impact of products: social impact of products for the customer and for society (e.g. avoided costs) and accessibility of products.

Relations with civil society: the company's philanthropic approach (including skills sponsorship), relations with local communities, customer satisfaction and participation in local sustainability initiatives

Also, in this financial product, several performance indicators are monitored:

Induced emissions intensity: This indicator measures the all-scope induced emissions intensity of the financial product (compared to its benchmark) using Carbon4 Finance's Weighted Average Carbon Intensity (WACI) methodology. The calculation method used is detailed in the question "What investment strategy does this financial product follow?"

ESG Controversy Score: This indicator measures the level of severity of a company's controversies. This score, ranging from 0 to 10 (0 being the worst score), is provided to us by MSCI ESG Research. The calculation method used is detailed in the question "What investment strategy does this financial product follow?"

Carbon Impact Ratio (CIR): This indicator corresponds to the ratio between the GHG emissions avoided and the GHG emissions induced by a company (in tonnes of CO2 equivalent). This indicator makes it possible to assess the relevance of a company's activity in relation to the challenges of combating climate change. The calculation method used is available in the Transparency Code available on the management company's website.

United Nations Global Compact: This indicator analyses the share of issuers within the financial product that are signatories to the United Nations Global Compact. Signatory companies are committed to adopting a socially responsible attitude by respecting and promoting principles relating to human rights, international labour standards and the fight against corruption. In addition, they are committed to a process of continuous improvement of their CSR policies and undertake to communicate publicly on their progress on an annual basis. The calculation method used is available in the Transparency Code available on the management company's website.

Employee turnover: This indicator analyses the employee turnover rate of the companies in the financial product. The employee turnover rate is a leading indicator of the social policy of companies. Its result can reflect the level of employee satisfaction, and more broadly the social climate of the company. We report the employee turnover rate provided to us by MSCI ESG Research. The calculation method used is available in the Transparency Code available on the management company's website.

○ **What are the objectives of the sustainable investments that the financial product partially intends to make and how does the sustainable investment contribute to such objectives ?**

The sustainable investment objectives that the financial product aims to partially achieve are to contribute to the achievement of the United Nations Sustainable Development Goals (including the fight against climate change, the protection of biodiversity and the improvement of access to health in the world). To assess this positive contribution to society and the environment, the financial product uses the three impact scores developed internally by La Financière de l'Echiquier ("SDG Score" (focusing on 9 SDGs), the "Climate & Biodiversity Maturity Score" (MCB), the "AAAA Score" (focusing on access to health)) and an external score called the "MSCI SDG Score" built from MSCI ESG Research data.

If the issuer has a sufficient score on one of these four scores, it will be considered that its economic activity contributes to an environmental or social objective. Finally, in the event that none of the four impact scores mentioned above is available for a company (particularly in the case of a company not covered by MSCI), an analysis of the contribution to the SDGs will be carried out internally using the internal "SI SDG Score" (broader than the SDG Score because it focuses on 17 SDGs instead of 9).

These methodologies are detailed in the question "What investment strategy does this financial product follow?" if the financial product uses one of these impact scores.

○ **How do the sustainable investments that the financial product partially intends to make, not cause significant harm to any environmental or social sustainable investment objective ?**

To ensure that the sustainable investments of the financial product will not significantly harm an environmental or social objective (DNSH), La Financière de l'Echiquier has defined a "DNSH" procedure for products with a sustainable investment objective, including :

- Sectoral and normative exclusions complementary to the extra-financial approach of the product (recalled below) and which make it possible to reduce its exposure to social and environmental prejudices: Tobacco, all types of armaments, non-conventional and non-controversial fossil fuels, gambling, pornography, alcohol, GMOs, palm oil and biocides,

Principal adverse impacts

are the most significant negative impacts of investment decisions on sustainability factors relating to environmental, social and employee matters, respect for human rights anti-corruption and anti-bribery matters.

- A consideration of the principal adverse impacts (PAI) of these investments on sustainability factors.

How have the indicators for adverse impacts on sustainability factors been taken into account ?

Regarding adverse impacts, this financial product takes into account 14 mandatory indicators from Table 1 of Annex I of the European Commission's Delegated Regulation (EU) 2022/1288, and also includes the following 2 additional indicators: investments in companies without carbon reduction initiatives and investments in issuers without a policy to prevent accidents at work. Their consideration is carried out within the various aspects of the management company's responsible investment approach: through the exclusion policy (sectoral and normative), the ESG analysis methodology, the various Impact scores, the measurement and monitoring of ESG performance indicators (carbon intensity, ESG controversy score) as below:

CLIMATE & ENVIRONNEMENT

- Scope 1, 2 and 3 greenhouse gas emissions by measuring and monitoring CO2 emissions and equivalents for all scopes (1, 2, 3),
- The carbon footprint, measured and monitored using the Carbon Impact Ratio methodology (ratio of saved emissions to induced emissions),
- The carbon intensity of the invested companies (in tCO_2) calculated as a function of the intensity of induced emissions (WACI), and driven by the commitment to outperform the financial product against its benchmark,
- The exposure of invested companies to fossil fuels is taken into account in the ESG analysis and in the exclusion policy,
- The share of non-renewable energy consumption and production taken into account in the ESG analysis,
- The intensity of energy consumption taken into account in the ESG analysis,
- Impact on biodiversity through ESG analysis and measurement of the biodiversity footprint
- Tons of priority substances discharged to water considered in the ESG analysis,
- Tonnes of dangerous waste taken into account in the ESG analysis,
- Investments in companies without carbon reduction initiatives in the ESG analysis (additional indicator).

SOCIAL, HUMAN RESOURCES, RESPECT FOR RIGHTS INCLUDING HUMAN RIGHTS

- The proportion of issuers implicated in violating the UN Global Compact or the OECD Guidelines, through MSCI ESG Research's normative exclusion policy and controversy monitoring,
- The proportion of investments in issuers without a compliance process and mechanism to monitor compliance with the UN Global Compact principles or the OECD Guidelines, through MSCI ESG Research's normative exclusion policy and controversy monitoring,
- The gender pay gap taken into account in the ESG analysis,
- Diversity on company boards in % of women according to the different legislations between countries and the level of voluntarism and proactivity of companies on the subject, taken into account in the ESG analysis,
- Exposure to controversial weapons (anti-personnel mines, cluster munitions, etc.) taken into account in the sectoral exclusion policy,
- Investments in issuers without an occupational accident prevention policy taken into account in the ESG analysis (additional indicator).

How are the sustainable investments aligned with the OECD Guidelines for Multinational Enterprises and the UN Guiding Principles on Business and Human Rights?

Through the consideration of PAIs, and in particular the use of the following social PAIs, the investments of this financial product are in line with the principles mentioned:

- Violation of the UN Global Compact principles and the OECD Guidelines for Multinational Enterprises,
- Lack of processes and mechanisms for monitoring compliance with the UN Principles and the OECD Guidelines for Multinational Enterprises

Compliance with these PAIs is monitored through MSCI ESG Research's normative exclusion policy and controversy monitoring.

The EU Taxonomy sets out a "do not significant harm" principle by which Taxonomy-aligned investments should not significantly harm EU Taxonomy objectives and is accompanied by specific EU criteria.

The "do no significant harm" principle applies only to those investments underlying the financial product that take into account the EU criteria for environmentally sustainable economic activities. The investments underlying the remaining portion of this financial product do not take into account the EU criteria for environmentally sustainable economic activities.

Any other sustainable investments must also not significantly harm any environmental or social objectives.

Does this financial product consider principal adverse impacts on sustainability factors?

☒ Yes

☐ No

Regarding adverse impacts, this financial product takes into account 14 mandatory indicators from Table 1 of Annex I of the European Commission's Delegated Regulation (EU) 2022/1288, and also includes the following 2 additional indicators: investments in companies without carbon reduction initiatives and investments in issuers without a policy to prevent accidents at work. Their consideration is carried out within the various aspects of the management company's responsible investment approach: through the exclusion policy (sectoral and normative), the ESG analysis methodology, the various Impact scores, the measurement and monitoring of ESG performance indicators (carbon intensity, ESG controversy score) as below:

The investment strategy guides investment decisions based on factors such as investment objectives and risk tolerance.



CLIMATE & ENVIRONNEMENT

- Scope 1, 2 and 3 greenhouse gas emissions by measuring and monitoring CO2 emissions and equivalents for all scopes (1, 2, 3),
- The carbon footprint, measured and monitored using the Carbon Impact Ratio methodology (ratio of saved emissions to induced emissions),
- The carbon intensity of the invested companies (in teqCO_2) calculated as a function of the intensity of induced emissions (WACI), and driven by the commitment to outperform the financial product against its benchmark,
- The exposure of invested companies to fossil fuels is taken into account in the ESG analysis and in the exclusion policy,
- The share of non-renewable energy consumption and production taken into account in the ESG analysis,
- L'intensité de la consommation d'énergie prise en compte dans l'analyse ESG,
- Impact on biodiversity through ESG analysis and measurement of the biodiversity footprint
- Tons of priority substances discharged to water considered in the ESG analysis,
- Tonnes of dangerous waste taken into account in the ESG analysis,
- Investments in companies without carbon reduction initiatives in the ESG analysis (additional indicator).

SOCIAL, HUMAN RESOURCES, RESPECT FOR RIGHTS INCLUDING HUMAN RIGHTS

- The proportion of issuers implicated in violating the UN Global Compact or the OECD Guidelines, through MSCI ESG Research's normative exclusion policy and controversy monitoring,
- The proportion of investments in issuers without a compliance process and mechanism to monitor compliance with the UN Global Compact principles or the OECD Guidelines, through MSCI ESG Research's normative exclusion policy and controversy monitoring,
- The gender pay gap taken into account in the ESG analysis,
- Diversity on company boards in % of women according to the different legislations between countries and the level of voluntarism and proactivity of companies on the subject, taken into account in the ESG analysis,
- Exposure to controversial weapons (anti-personnel mines, cluster munitions, etc.) taken into account in the sectoral exclusion policy,
- Investments in issuers without an occupational accident prevention policy taken into account in the ESG analysis (additional indicator).

What investment strategy does this financial product follow ?

The financial product implements a financial strategy based on investment in European debt securities and bonds. This financial product systematically integrates ESG criteria into the financial management. This has an impact on the selection of securities in the portfolio.

The extra-financial approach integrated in the investment strategy of this financial product is the following:

- Sectoral and normative exclusions filter
- Recreational cannabis, Tobacco production, Controversial weapons as defined by the Ottawa and Oslo Conventions, Thermal coal, Tobacco, Arms (in the broadest sense, including nuclear weapons with no minimum turnover threshold), Gambling, Pornography, Non-conventional and controversial hydrocarbons, Conventional hydrocarbons, companies subject to controversies deemed very severe by MSCI ESG Research (a list containing, among others, companies guilty of the proven violation of one or more of the ten principles of the United Nations Global Compact) and companies affected by the US Executive Order 13959.
- The ESG rating coverage of portfolio securities must be at least 95% at all times.
- The minimum ESG rating for each portfolio company must be greater than or equal to 5.5/10. To assess the minimum ESG rating, a number of ESG indicators are used as described in the question "What sustainability indicators are used to measure the attainment of each of the environmental or social characteristics promoted by the financial product? If an issuer's ESG rating is below this level, it is automatically excluded from the investable universe.
- Controversies are monitored on the basis of MSCI ESG Research and will result in a malus that can reduce the ESG rating by up to 1 point, and possibly exclude the stock if the ESG rating falls below the minimum rating (5.5/10). When the stock is not covered by MSCI ESG Research, the analysis is fully internalised and the controversy malus can be up to 2 points maximum. This malus only sanctions governance controversies. This difference is explained by the fact that MSCI ESG Research integrates and penalises, directly in its environmental and social ratings, any controversies that an issuer may have on these two dimensions. Also, if requested by LFDE's teams, the Ethics Committee has the power to decide to exclude a stock from the portfolios in the event of a serious controversy arising within a company held in one or more portfolios.
- The induced emissions intensity of all scopes must be better than its benchmark. The portfolio coverage rate must be greater than or equal to 90% for this financial product. The calculation method used is available in the Transparency Code available on the management company's website.
- The ESG Controversy Score must be better than its benchmark: This score measures the level of severity of a company's controversies. This score, ranging from 0 to 10 (0 being the worst score), is provided to us by MSCI ESG Research. The portfolio coverage rate must be greater than or equal to 70% for this financial product.

Good governance practices include sound management structures, employee relations, remuneration of staff and tax compliance.



- A minimum of 40% of investments (in net assets) in sustainable investments. To assess this positive contribution to society and the environment, the financial product uses the three impact scores developed internally by La Financière de l'Échiquier:

Score SDG This score defines the net contribution of companies to the SDGs. In our methodology, we measure this contribution according to two scores. First, the Solutions Score, which is based on the analysis of products and services. Among the 17 SDGs, 9 business-oriented SDGs were selected (3, 4, 6, 7, 8, 9, 11, 12, 16). For each of them, we have mapped the activities that contribute positively and those that contribute negatively. The distribution of the company's turnover in these activities gives a Net Score out of 100. Secondly, the Initiatives Score which is based on the analysis of the company's social and environmental practices. The objective of this score is to value the advanced social and environmental practices of companies contributing to the SDGs and to penalise practices that contribute negatively to one or more SDGs. LFDE has mapped these practices for each of the 17 SDGs. From these two scores, the contribution of companies to the SDGs is assigned to the targets of each SDG. The average of the Solutions score and the Initiatives score gives an SDG score out of 100. Companies need to achieve an SDO score of 25/100 and a Solutions score of 20/100 to ensure that they are making a positive environmental and/or social contribution.

Climate & Biodiversity Maturity Score (MCB) : This score determines the level of maturity of companies in taking into account the climate and biodiversity issues they face and will face in the future. The MCB score is composed of 3 or 4 pillars (Governance, Climate, Biodiversity, Just Transition) depending on the impact of the company on biodiversity, to which is added a malus linked to environmental controversies. Companies must obtain a minimum MCB score of 40% to ensure that they are taking climate change and biodiversity decline seriously in their strategy and therefore making a positive environmental contribution

AAAA score : This score defines a company's contribution through its products and services to at least one of the four dimensions of access to health (Availability, Geographical Accessibility, Financial Accessibility, Acceptability) inspired by the work of the World Health Organisation (WHO) on the subject. Companies must contribute at least 20% of their revenue to at least one of the four dimensions without significantly harming these issues (Do No Significant Harm). Companies must obtain an AAAA score of 20% and pass the DNSH filter to ensure their positive social contribution

A score constructed internally from MSCI ESG Research data:

MSCI SDG score : This score identifies companies that contribute positively through their products and services and/or their operations to the achievement of at least one of the 17 SDGs. This contribution is measured using three scores ("PRODUCT", "OPERATIONAL", "NET") provided by MSCI ESG Research. Each of these scores ranges from -10 to +10. To determine the positive contribution to at least one of the 17 SDGs, the company must validate two steps. Firstly, it must have between 10% and 25% of its turnover contributing to an SDG ("PRODUCT" score greater than or equal to +5, considered as aligned or very aligned according to MSCI) and/or have its operations considered as aligned or very aligned with the achievement of this same SDG ("OPERATIONAL" score greater than or equal to +5 according to MSCI) On the other hand, the average of these two scores (NET Score according to MSCI) must be greater than or equal to +2.5 in order to ensure their positive environmental and/or social contribution

In the event that none of the four impact scores listed above are available for a company, we have developed the following impact score internally:

SI SDG Score This score defines the net contribution of companies to the SDGs. It is constructed in the same way as the SDG Score presented above, except that the Solutions Score covers all 17 SDGs (instead of 9). Companies must obtain an SDG score of 25/100 and a Solutions score of 20/100 to ensure that they are making a positive environmental and/or social contribution.

More information on our impact methodologies can be found in the Transparency Code available on the management company's website (www.lfde.com / Responsible Investment section).

- ***What are the binding elements of the investment strategy used to select the investments to attain each of the environmental or social characteristics promoted by this financial product ?***

As detailed above, the filter of sector and normative exclusions and the minimum ESG rating of each company in the portfolio (5.5/10), induced emissions intensity and ESG controversy score are constraining elements of the investment strategy used to select investments as they reduce the investment universe.

- ***What is the committed minimum rate to reduce the scope of the investments considered prior to the application of that investment strategy ?***

The sector and normative exclusion filters and the minimum ESG rating of 5.5/10 reduce the investment universe by minimum 20%.

- ***What is the policy to assess good governance practices of the investee companies?***

The policy for assessing the good governance practices of the companies benefiting from the investments is as follows: the Governance rating represents approximately 60% of the global ESG rating. This is a historical bias of La Financière de l'Echiquier, which has attached particular importance to this aspect since its creation. This conviction is reinforced by the fact that all ESG analyses produced by La Financière de l'Echiquier benefit from a

governance rating carried out entirely in-house. The governance criteria assessed are

• **Competences of the management team :**

- **For the CEO :** legitimacy in the business, track record, managerial capacity, leadership and structure of the remuneration scheme
- **For the executive committee :** composition, diversity, relevance of the functions represented and commitment on CSR issues
- **Checks and balances :** sources of checks and balances within the Board, anticipation of the succession of the CEO, matching the profiles of directors with the needs of the company, male/female diversity of the Board, geographical diversity, availability and involvement of directors.
- **Respect for minority shareholders :** interest for the company to be listed, anti-takeover mechanisms and transparency of financial information.
- **Evaluation of ESG risks :** identification and management of extra-financial risks, the fight against corruption and responsible taxation, the quality of the company's CSR reporting and discourse, and the positive dynamics of progress on ESG aspects.

An analysis on governance controversies is carried out during the ESG analysis of companies, which can directly impact the ESG rating through a maximum malus of 1 point. When the stock is not covered by MSCI ESG Research, the analysis is fully internalised and the controversy malus can be up to 2 points maximum



What is the asset allocation planned for this financial product?

Asset allocation describes the share of investments in specific assets.

Taxonomy-aligned

activities are expressed as a share of:

- **turnover** reflecting the share of revenue from green activities of investee companies
- **capital expenditure** (CapEx) showing the green investments made by investee companies, e.g. for a transition to a green economy.
- **operational expenditure** (OpEx) reflecting green operational activities of investee companies.

Enabling activities directly enable other activities to make a substantial contribution to an environmental objective.

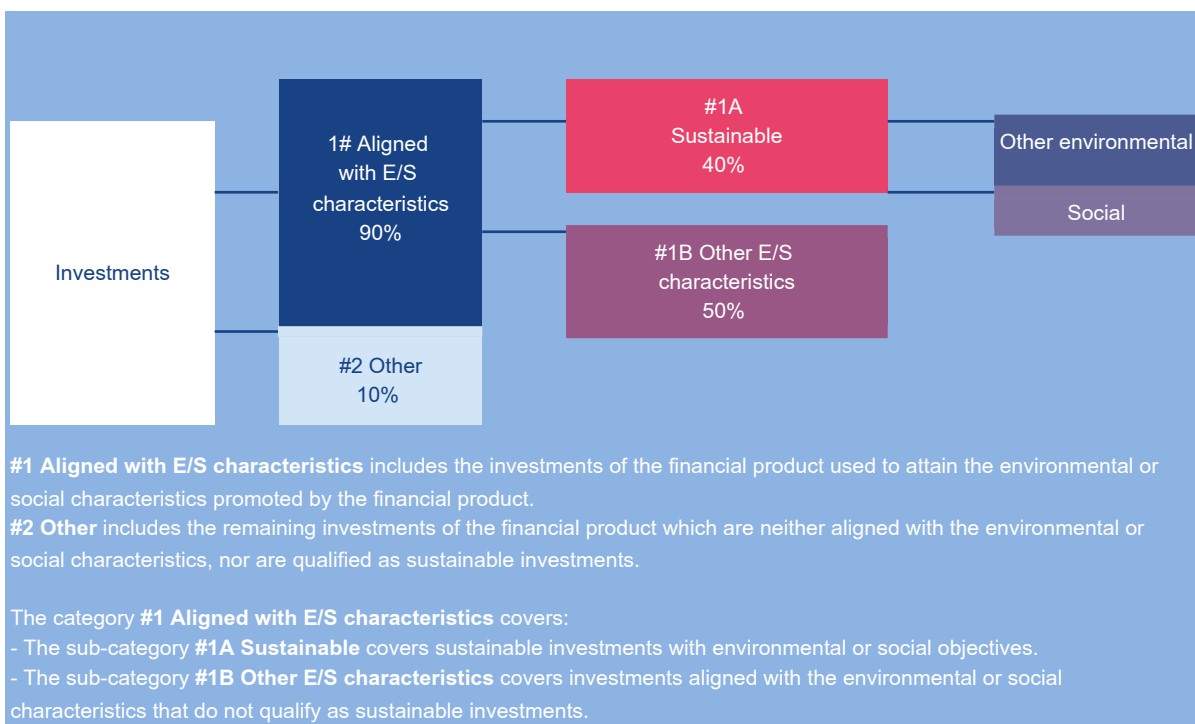
Transitional activities are activities for which low-carbon alternatives are not yet available and among others have greenhouse gas emission levels corresponding to the best performance.

The financial product invests at least 90% of its net assets in assets that have been deemed "eligible" according to the ESG process in place - i.e. in investments that are aligned with the promoted environmental and social characteristics (#1 Aligned with E/S characteristics).

Up to 10% of the net assets are not aligned with these characteristics (#2 Other).

The financial product invests at least 40% of its assets in assets that have been deemed to be sustainable investments (#1A Sustainable).

A more detailed description of the specific asset allocation of this financial product can be found in its prospectus.



○ **How does the use of derivatives attain the environmental or social characteristics promoted by the financial product ?**

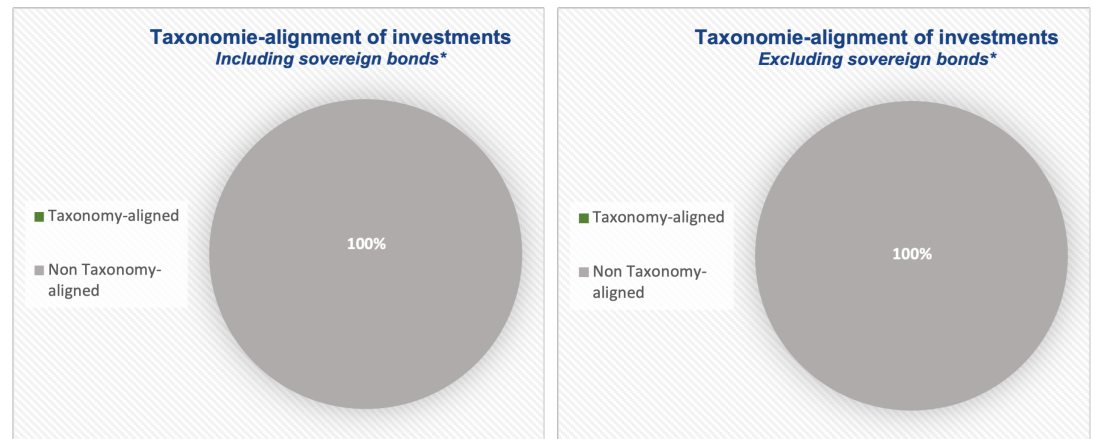
Non applicable



To what minimum extent are sustainable investments with an environmental objective aligned with the EU Taxonomy?

The financial product may invest in environmentally sustainable economic activities, however the investments of this financial product do not take into account the EU criteria for environmentally sustainable economic activities. The financial product commits to a 0% alignment with the European Taxonomy

The two graphs below show in green the minimum percentage of investments that are aligned with the EU Taxonomy. As there is no appropriate methodology to determine the Taxonomy-alignment of sovereign bonds*, the first graph shows the Taxonomy alignment in relation to all the investments of the financial product including sovereign bonds, while the second graph shows the Taxonomy alignment only in relation to the investments of the financial product other than sovereign bonds.



* For the purpose of these graphs, 'sovereign bonds' consist of all sovereign exposures.

- **What is the minimum share of investments in transitional and enabling activities ?**

Not applicable

 are sustainable investments with an environmental objective that do not take into account the criteria for environmentally sustainable economic activities under the EU Taxonomy.



- **What is the minimum share of sustainable investments with an environmental objective that are not aligned with the EU Taxonomy ?**

The minimum share of sustainable investments with an environmental objective that are not aligned with the EU taxonomy is 100%.



- **What is the minimum share of socially sustainable investments ?**

The minimum share of socially sustainable investments shall in total be at least 1% of the net assets of the Sub-Fund.



- **What investments are included under "#2 Other", what is their purpose and are there any minimum environmental or social safeguards ?**

Investments included in the "#2 Other" category of the financial product represent up to 10% of the investments and are cash only. The cash does not have environmental or social guarantees.



- **Is a specific index designated as a reference benchmark to determine whether this financial product is aligned with the environmental and/or social characteristics that it promotes ?**

Not applicable

- **How is the reference benchmark continuously aligned with each of the environmental or social characteristics promoted by the financial product ?**

Not applicable

- **How is the alignment of the investment strategy with the methodology of the index ensured on a continuous basis ?**

Not applicable

- **How does the designated index differ from a relevant broad market index ?**

Not applicable

Reference benchmarks are indexes to measure whether the financial product attains the environmental or social characteristics that they promote.

- ***Where can the methodology used for the calculation of the designated index be found ?***

Not applicable



Where can I find more product specific information online ?

More product-specific information can be found on the website :

More information on the management company's extra-financial approach can be found in the Transparency Code (I) and the SFDR Policy - Article 4 available on the management company's website (www.lfde.com / Responsible Investment section). In addition, further information on the fund and in particular its regulatory documentation is available on the management company's website (www.lfde.com / Funds section)

Template pre-contractual disclosure for the financial products referred to in Article 8, paragraphs 1, 2 and 2a, of Regulation (EU) 2019/2088 and Article 6, first paragraph, of Regulation (EU) 2020/852

Product name:
ECHQUIER PATRIMOINE

Legal entity identifier: 969500U9Q44OMJ82T630

Environmental and/or social characteristics

Does this financial product have a sustainable investment objective?

☐ Yes

☒ No

☐ It will make a minimum of **sustainable investments with an environmental objective: %**

☐ in economic activities that qualify as environmentally sustainable under the EU Taxonomy

☐ in economic activities that do not qualify as environmentally sustainable under the EU Taxonomy

☐ It will make a minimum of **sustainable investments with a social objective: %**

☒ It **promotes Environmental/Social (E/S) characteristics** and while it does not have as its objective a sustainable investment, it will have a minimum proportion of 10% of sustainable investments

☐ with an environmental objective in economic activities that qualify as environmentally sustainable under the EU Taxonomy

☒ with an environmental objective in economic activities that do not qualify as environmentally sustainable under the EU Taxonomy

☒ with a social objective

☐ It promotes E/S characteristics, but **will not make any sustainable investments**

Sustainable investment means an investment in an economic activity that contributes to an environmental or social objective, provided that the investment does not significantly harm any environmental or social objective and that the investee companies follow good governance practices.

The **EU Taxonomy** is a classification system laid down in Regulation (EU) 2020/852, establishing a list of **environmentally sustainable economic activities**. That Regulation does not include a list of socially sustainable economic activities. Sustainable investments with an environmental objective might be aligned with the Taxonomy or not.



What environmental and/or social characteristics are promoted by this financial product ?

The responsible investment strategy is based on ESG criteria highlighting the environmental and/or social characteristics promoted by this financial product, such as the reduction of the environmental impact of companies in terms of air pollution, the protection of biodiversity, the taking into account by companies of environmental risks... or the improvement of working conditions, the protection of employees, the fight against discrimination...

No specific index has been designated as a benchmark to determine whether the financial product is aligned with the environmental and/or social characteristics it promotes.

○ What sustainability indicators are used to measure the attainment of each of the environmental or social characteristics promoted by this financial product ?

For this financial product, the research on environmental and social criteria is carried out with the support of MSCI ESG Research, which has its own analysis framework. Their criteria are adapted to the sector and issues of each of the companies analysed. In the absence of MSCI ESG research available on certain companies, the analysis of environmental and social characteristics is then internalised in its entirety. The main sustainability indicators used to measure the achievement of each of the environmental or social characteristics promoted by the financial product are the following:

Environment :

Policy and actions: existence of an environmental roadmap (precise and dated objectives allowing evolution trends to be identified), choice of indicators for this roadmap, level of ambition of the company with regard to its environmental objectives, environmental actions implemented to achieve the objectives fixed, existence of an environmental management system and a policy to protect biodiversity.

Results: communication by the company on the results of its action plan (results presented over a long period and evolution trends), evolution of the main environmental ratios (water consumption, CO2 emissions, energy consumption, production and treatment of waste including plastic waste, use of chemical products, etc.) and investments made to reduce its environmental impact.

Suppliers: exposure of suppliers to environmental risks, degree of complexity of the supply chain, dependence on suppliers, monitoring of suppliers and support of suppliers towards better practices.

Environmental impact of products: positive or negative impact of products on the environment, eco-design approach, existence of product life cycle analyses, circular economy, green share of company turnover and end-of-life management of products.

Sustainability indicators measure how the environmental or social characteristics promoted by the financial product are attained.

Social

Loyalty and progression: attractiveness of the employer brand, ability to recruit, employee satisfaction, employee loyalty policy, career management, training policy and employee retention potential.

Protection: anti-discrimination, diversity, health and safety protection for employees, respect for trade union rights, promotion and quality of social dialogue and support for employees in the event of restructuring.

Suppliers: exposure of suppliers to social risks, degree of complexity of the supply chain, dependence on suppliers, support of suppliers to improve practices and monitoring of suppliers.

Social impact of products: social impact of products for the customer and for society (e.g. avoided costs) and accessibility of products.

Relations with civil society: the company's philanthropic approach (including skills sponsorship), relations with local communities, customer satisfaction and participation in local sustainability initiatives

Also, in this financial product, an environmental performance indicator is monitored. This is the intensity of emissions induced by all scopes of the financial product (in comparison with its benchmark) according to the WACI (Weighted Average Carbon Intensity) methodology of Carbon4 Finance (see Transparency Code for more details on the methodology used).

○ ***What are the objectives of the sustainable investments that the financial product partially intends to make and how does the sustainable investment contribute to such objectives ?***

The sustainable investment objectives that the financial product aims to partially achieve are to contribute to the achievement of the United Nations Sustainable Development Goals (including the fight against climate change, the protection of biodiversity and the improvement of access to health in the world). To assess this positive contribution to society and the environment, the financial product uses the three impact scores developed internally by La Financière de l'Echiquier ("SDG Score" (focusing on 9 SDGs), the "Climate & Biodiversity Maturity Score" (MCB), the "AAAA Score" (focusing on access to health)) and an external score called the "MSCI SDG Score" built from MSCI ESG Research data.

If the issuer has a sufficient score on one of these four scores, it will be considered that its economic activity contributes to an environmental or social objective. Finally, in the event that none of the four impact scores mentioned above is available for a company (particularly in the case of a company not covered by MSCI), an analysis of the contribution to the SDGs will be carried out internally using the internal "SI SDG Score" (broader than the SDG Score because it focuses on 17 SDGs instead of 9).

These methodologies are detailed in the question "What investment strategy does this financial product follow?" if the financial product uses one of these impact scores.

○ ***How do the sustainable investments that the financial product partially intends to make, not cause significant harm to any environmental or social sustainable investment objective ?***

To ensure that the sustainable investments of the financial product will not significantly harm an environmental or social objective (DNSH), La Financière de l'Echiquier has defined a "DNSH" procedure for products with a sustainable investment objective, including :

- Sectoral and normative exclusions complementary to the extra-financial approach of the product (recalled below) and which make it possible to reduce its exposure to social and environmental prejudices: Tobacco, all types of armaments, non-conventional and non-controversial fossil fuels, gambling, pornography, alcohol, GMOs, palm oil and biocides,
- A consideration of the principal adverse impacts (PAI) of these investments on sustainability factors.

- ***How have the indicators for adverse impacts on sustainability factors been taken into account ?***

Regarding adverse impacts, this financial product takes into account 14 mandatory indicators from Table 1 of Annex I of the European Commission's Delegated Regulation (EU) 2022/1288, and also includes the following 2 additional indicators: investments in companies without carbon reduction initiatives and investments in issuers without a policy to prevent accidents at work. Their consideration is carried out within the various aspects of the management company's responsible investment approach: through the exclusion policy (sectoral and normative), the ESG analysis methodology, the various Impact scores, the measurement and monitoring of ESG performance indicators (carbon intensity, ESG controversy score) as below:

Principal adverse impacts

are the most significant negative impacts of investment decisions on sustainability factors relating to environmental, social and employee matters, respect for human rights anti-corruption and anti-bribery matters.

CLIMATE & ENVIRONNEMENT

- Scope 1, 2 and 3 greenhouse gas emissions by measuring and monitoring CO2 emissions and equivalents for all scopes (1, 2, 3),
- The carbon footprint, measured and monitored using the Carbon Impact Ratio methodology (ratio of saved emissions to induced emissions),
- The carbon intensity of invested companies (in tCO2e) calculated according to the intensity of induced emissions (WACI),
- The exposure of invested companies to fossil fuels taken into account in the ESG analysis,
- The share of non-renewable energy consumption and production taken into account in the ESG analysis,
- The intensity of energy consumption taken into account in the ESG analysis,
- Impact on biodiversity through ESG analysis and measurement of the biodiversity footprint
- Tons of priority substances discharged to water considered in the ESG analysis,
- Tonnes of dangerous waste taken into account in the ESG analysis,
- Investments in companies without carbon reduction initiatives in the ESG analysis (additional indicator).

SOCIAL, HUMAN RESOURCES, RESPECT FOR RIGHTS INCLUDING HUMAN RIGHTS

- The proportion of issuers implicated in violating the UN Global Compact or the OECD Guidelines, through MSCI ESG Research's normative exclusion policy and controversy monitoring,
- The proportion of investments in issuers without a compliance process and mechanism to monitor compliance with the UN Global Compact principles or the OECD Guidelines, through MSCI ESG Research's normative exclusion policy and controversy monitoring,
- The gender pay gap taken into account in the ESG analysis,
- Diversity on company boards in % of women according to the different legislations between countries and the level of voluntarism and proactivity of companies on the subject, taken into account in the ESG analysis,
- Exposure to controversial weapons (anti-personnel mines, cluster munitions, etc.) taken into account in the sectoral exclusion policy,
- Investments in issuers without an occupational accident prevention policy taken into account in the ESG analysis (additional indicator).

- How are the sustainable investments aligned with the OECD Guidelines for Multinational Enterprises and the UN Guiding Principles on Business and Human Rights?

Through the consideration of PAIs, and in particular the use of the following social PAIs, the investments of this financial product are in line with the principles mentioned:

- Violation of the UN Global Compact principles and the OECD Guidelines for Multinational Enterprises,
- Lack of processes and mechanisms for monitoring compliance with the UN Principles and the OECD Guidelines for Multinational Enterprises

Compliance with these PAIs is monitored through MSCI ESG Research's normative exclusion policy and controversy monitoring.

The EU Taxonomy sets out a "do not significant harm" principle by which Taxonomy-aligned investments should not significantly harm EU Taxonomy objectives and is accompanied by specific EU criteria. The "do not significant harm" principle applies only to those investments underlying the financial product that take into account the EU criteria for environmentally sustainable economic activities. The investments underlying the remaining portion of this financial product do not take into account the EU criteria for environmentally sustainable economic activities. Any other sustainable investments must also not significantly harm any environmental or social objectives.

Does this financial product consider principal adverse impacts on sustainability factors?

☒ Yes

☐ No

Regarding adverse impacts, this financial product takes into account 14 mandatory indicators from Table 1 of Annex I of the European Commission's Delegated Regulation (EU) 2022/1288, and also includes the following 2 additional indicators: investments in companies without carbon reduction initiatives and investments in issuers without a policy to prevent accidents at work. Their consideration is carried out within the various aspects of the management company's responsible investment approach: through the exclusion policy (sectoral and normative), the ESG analysis methodology, the various Impact scores, the measurement and monitoring of ESG performance indicators (carbon intensity, ESG controversy score) as below:

CLIMATE & ENVIRONNEMENT

- Scope 1, 2 and 3 greenhouse gas emissions by measuring and monitoring CO2 emissions and equivalents for all scopes (1, 2, 3),
- The carbon footprint, measured and monitored using the Carbon Impact Ratio methodology (ratio of saved emissions to induced emissions),
- The carbon intensity of invested companies (in tCO2e) calculated according to the intensity of induced emissions (WACI),
- The exposure of invested companies to fossil fuels taken into account in the ESG analysis,
- The share of non-renewable energy consumption and production taken into account in the ESG analysis,
- L'intensité de la consommation d'énergie prise en compte dans l'analyse ESG,
- Impact on biodiversity through ESG analysis and measurement of the biodiversity footprint
- Tons of priority substances discharged to water considered in the ESG analysis,
- Tonnes of dangerous waste taken into account in the ESG analysis,

The investment strategy guides investment decisions based on factors such as investment objectives and risk tolerance.



- Investments in companies without carbon reduction initiatives in the ESG analysis (additional indicator).

SOCIAL, HUMAN RESOURCES, RESPECT FOR RIGHTS INCLUDING HUMAN RIGHTS

- The proportion of issuers implicated in violating the UN Global Compact or the OECD Guidelines, through MSCI ESG Research's normative exclusion policy and controversy monitoring,
- The proportion of investments in issuers without a compliance process and mechanism to monitor compliance with the UN Global Compact principles or the OECD Guidelines, through MSCI ESG Research's normative exclusion policy and controversy monitoring,
- The gender pay gap taken into account in the ESG analysis,
- Diversity on company boards in % of women according to the different legislations between countries and the level of voluntarism and proactivity of companies on the subject, taken into account in the ESG analysis,
- Exposure to controversial weapons (anti-personnel mines, cluster munitions, etc.) taken into account in the sectoral exclusion policy,
- Investments in issuers without an occupational accident prevention policy taken into account in the ESG analysis (additional indicator).



Good governance practices include sound management structures, employee relations, remuneration of staff and tax compliance.

What investment strategy does this financial product follow ?

The financial product implements a financial strategy combining the use of financial instruments (equity, bonds, negotiable debt securities) and financial futures. It also systematically integrates an extra-financial approach, although this is not a determining factor in investment decisions

The extra-financial approach integrated in the investment strategy of this financial product is the following:

- Sectoral and normative exclusions filter
- Recreational Cannabis, Tobacco Production, Controversial Arms under the Ottawa and Oslo Conventions, Thermal Coal, Companies with controversies considered very severe by MSCI ESG Research (including companies guilty of violating one or more of the ten principles of the United Nations Global Compact) and companies affected by the US Executive Order 13959 sanctions
- The ESG rating coverage of portfolio securities must be at least 90% at all times.
- The minimum ESG rating for each portfolio company must be greater than or equal to 4.0/10. To assess the minimum ESG rating, a number of ESG indicators are used as described in the question "What sustainability indicators are used to measure the attainment of each of the environmental or social characteristics promoted by the financial product? If an issuer's ESG rating is below this level, it is automatically excluded from the investable universe.
- Controversies are monitored on the basis of MSCI ESG Research and will result in a malus that can reduce the ESG rating by up to 1 point, and possibly exclude the stock if the ESG rating falls below the minimum rating (4.0/10). When the stock is not covered by MSCI ESG Research, the analysis is fully internalised and the controversy malus can be up to 2 points maximum. This malus only sanctions governance controversies. This difference is explained by the fact that MSCI ESG Research integrates and penalises, directly in its environmental and social ratings, any controversies that an issuer may have on these two dimensions. Also, if requested by LFDE's teams, the Ethics Committee has the power to decide to exclude a stock from the portfolios in the event of a serious controversy arising within a company held in one or more portfolios.
- The weighted average ESG rating of the portfolio must be greater than or equal to that of their investment universe.
- A minimum of 10% of investments (in net assets) in sustainable investments. To assess this positive contribution to society and the environment, the financial product uses the three impact scores developed internally by La Financière de l'Échiquier:

Score SDG This score defines the net contribution of companies to the SDGs. In our methodology, we measure this contribution according to two scores. First, the Solutions Score, which is based on the analysis of products and services. Among the 17 SDGs, 9 business-oriented SDGs were selected (3, 4, 6, 7, 8, 9, 11, 12, 16). For each of them, we have mapped the activities that contribute positively and those that contribute negatively. The distribution of the company's turnover in these activities gives a Net Score out of 100. Secondly, the Initiatives Score which is based on the analysis of the company's social and environmental practices. The objective of this score is to value the advanced social and environmental practices of companies contributing to the SDGs and to penalise practices that contribute negatively to one or more SDGs. LFDE has mapped these practices for each of the 17 SDGs. From these two scores, the contribution of companies to the SDGs is assigned to the targets of each SDG. The average of the Solutions score and the Initiatives score gives an SDG score out of 100. Companies need to achieve an SDO score of 25/100 and a Solutions score of 20/100 to ensure that they are making a positive environmental and/or social contribution.

Climate & Biodiversity Maturity Score (MCB) : This score determines the level of maturity of companies in taking into account the climate and biodiversity issues they face and will face in the future. The MCB score is composed of 3 or 4 pillars (Governance, Climate, Biodiversity, Just Transition) depending on the impact of the company on biodiversity, to which is added a malus linked to environmental controversies. Companies must obtain a minimum MCB score of 40% to ensure that they are taking climate change and biodiversity decline seriously in their strategy and therefore making a positive environmental contribution

AAAA score : This score defines a company's contribution through its products and services to at least one of the four dimensions of access to health (Availability, Geographical Accessibility, Financial Accessibility, Acceptability) inspired by the work of the World Health Organisation (WHO) on the subject. Companies must contribute at least 20% of their revenue to at least one of the four dimensions without significantly harming these issues (Do No Significant Harm). Companies must obtain an AAAA score of 20% and pass the DNSH filter to ensure their positive social contribution

A score constructed internally from MSCI ESG Research data:

MSCI SDG score : This score identifies companies that contribute positively through their products and services and/or their operations to the achievement of at least one of the 17 SDGs. This contribution is measured using three scores ("PRODUCT", "OPERATIONAL", "NET") provided by MSCI ESG Research. Each of these scores ranges from -10 to +10. To determine the positive contribution to at least one of the 17 SDGs, the company must validate two steps. Firstly, it must have between 10% and 25% of its turnover contributing to an SDG ("PRODUCT" score greater than or equal to +5, considered as aligned or very aligned according to MSCI) and/or have its operations considered as aligned or very aligned with the achievement of this same SDG ("OPERATIONAL" score greater than or equal to +5 according to MSCI) On the other hand, the average of these two scores (NET Score according to MSCI) must be greater than or equal to +2.5 in order to ensure their positive environmental and/or social contribution

In the event that none of the four impact scores listed above are available for a company, we have developed the following impact score internally:

SI SDG Score This score defines the net contribution of companies to the SDGs. It is constructed in the same way as the SDG Score presented above, except that the Solutions Score covers all 17 SDGs (instead of 9). Companies must obtain an SDG score of 25/100 and a Solutions score of 20/100 to ensure that they are making a positive environmental and/or social contribution.

More information on our impact methodologies can be found in the Transparency Code available on the management company's website (www.lfde.com / Responsible Investment section).

○ ***What are the binding elements of the investment strategy used to select the investments to attain each of the environmental or social characteristics promoted by this financial product ?***

As detailed above, the filter of sector and normative exclusions and the minimum ESG rating of each company in the portfolio (4.0/10) are constraining elements of the investment strategy used to select investments as they reduce the investment universe.

○ ***What is the committed minimum rate to reduce the scope of the investments considered prior to the application of that investment strategy ?***

The sector and normative exclusion filters and the minimum ESG rating of 4.0/10 reduce the investment universe.

○ ***What is the policy to assess good governance practices of the investee companies?***

The policy for assessing the good governance practices of the companies benefiting from the investments is as follows: the Governance rating represents approximately 60% of the global ESG rating. This is a historical bias of La Financière de l'Echiquier, which has attached particular importance to this aspect since its creation. This conviction is reinforced by the fact that all ESG analyses produced by La Financière de l'Echiquier benefit from a governance rating carried out entirely in-house. The governance criteria assessed are

• **Competences of the management team :**

- **For the CEO :** legitimacy in the business, track record, managerial capacity, leadership and structure of the remuneration scheme
- **For the executive committee :** composition, diversity, relevance of the functions represented and commitment on CSR issues
- **Checks and balances :** sources of checks and balances within the Board, anticipation of the succession of the CEO, matching the profiles of directors with the needs of the company, male/female diversity of the Board, geographical diversity, availability and involvement of directors.
- **Respect for minority shareholders :** interest for the company to be listed, anti-takeover mechanisms and transparency of financial information.
- **Evaluation of ESG risks :** identification and management of extra-financial risks, the fight against corruption and responsible taxation, the quality of the company's CSR reporting and discourse, and the positive dynamics of progress on ESG aspects.

An analysis on governance controversies is carried out during the ESG analysis of companies, which can directly impact the ESG rating through a maximum malus of 1 point. When the stock is not covered by MSCI ESG Research, the analysis is fully internalised and the controversy malus can be up to 2 points maximum

Asset allocation describes the share of investments in specific assets.



What is the asset allocation planned for this financial product?

Taxonomy-aligned activities are expressed as a share of:

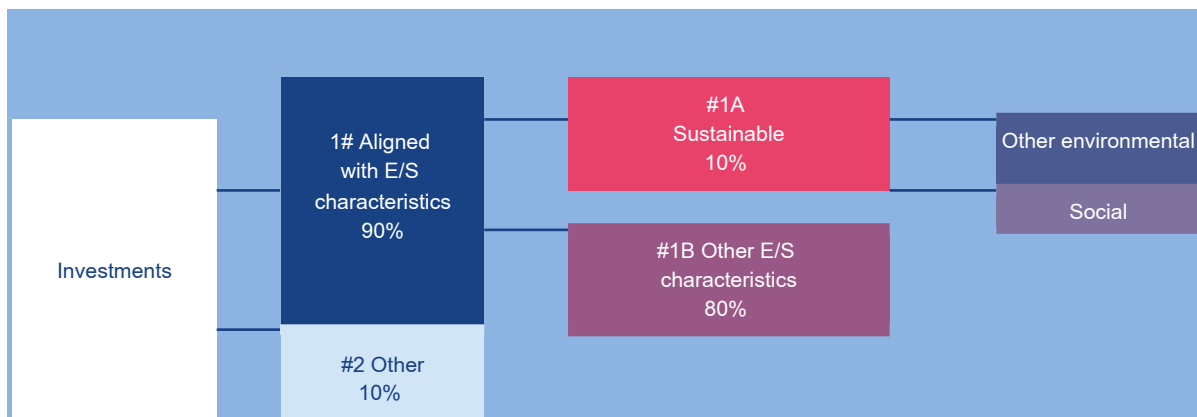
- **turnover** reflecting the share of revenue from green activities of investee companies
- **capital expenditure** (CapEx) showing the green investments made by investee companies, e.g. for a transition to a green economy.
- **operational expenditure** (OpEx) reflecting green operational activities of investee companies.

The financial product invests at least 90% of its net assets in assets that have been determined as “eligible” as per the ESG process in place (hence in investments that are aligned with the promoted environmental and social characteristics (#1 Aligned with E/S characteristics)

Up to 10% of the investments are not aligned with these characteristics (#2 Other).

The financial product invests at least 10% of its net assets in assets that have been determined as sustainable investment (#1A Sustainable)

A more detailed description of the specific asset allocation of this financial product can be found in its prospectus.



Enabling activities directly enable other activities to make a substantial contribution to an environmental objective.

Transitional activities are activities for which low-carbon alternatives are not yet available and among others have greenhouse gas emission levels corresponding to the best performance.

#1 Aligned with E/S characteristics includes the investments of the financial product used to attain the environmental or social characteristics promoted by the financial product.

#2 Other includes the remaining investments of the financial product which are neither aligned with the environmental or social characteristics, nor are qualified as sustainable investments.

The category **#1 Aligned with E/S characteristics** covers:

- The sub-category **#1A Sustainable** covers sustainable investments with environmental or social objectives.
- The sub-category **#1B Other E/S characteristics** covers investments aligned with the environmental or social characteristics that do not qualify as sustainable investments.

○ How does the use of derivatives attain the environmental or social characteristics promoted by the financial product ?

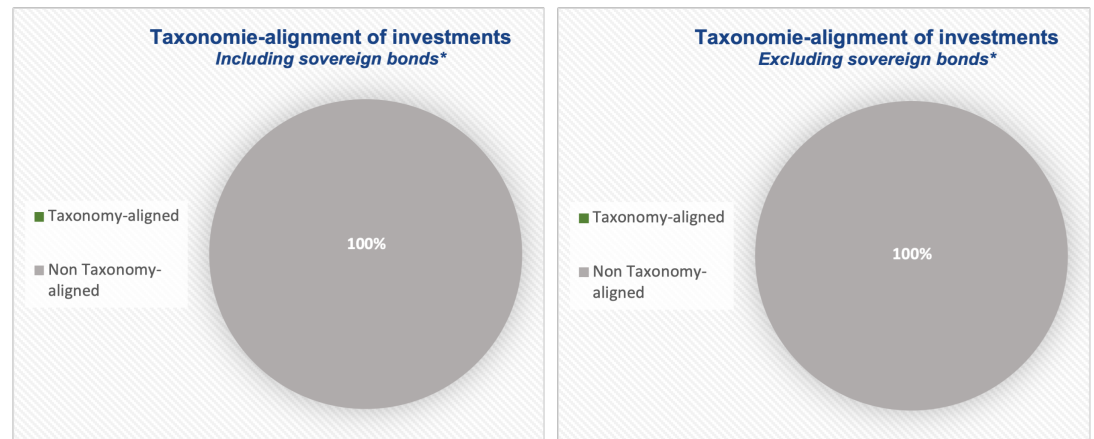
Not applicable



To what minimum extent are sustainable investments with an environmental objective aligned with the EU Taxonomy?

The financial product may invest in environmentally sustainable economic activities, however the investments of this financial product do not take into account the EU criteria for environmentally sustainable economic activities. The financial product commits to a 0% alignment with the European Taxonomy

The two graphs below show in green the minimum percentage of investments that are aligned with the EU Taxonomy. As there is no appropriate methodology to determine the Taxonomy-alignment of sovereign bonds*, the first graph shows the Taxonomy alignment in relation to all the investments of the financial product including sovereign bonds, while the second graph shows the Taxonomy alignment only in relation to the investments of the financial product other than sovereign bonds.



* For the purpose of these graphs, 'sovereign bonds' consist of all sovereign exposures.

- **What is the minimum share of investments in transitional and enabling activities ?**

Not applicable

 are sustainable investments with an environmental objective that do not take into account the criteria for environmentally sustainable economic activities under the EU Taxonomy.



- **What is the minimum share of sustainable investments with an environmental objective that are not aligned with the EU Taxonomy ?**

The minimum share of sustainable investments with an environmental objective that are not aligned with the EU taxonomy is 100%.



- **What is the minimum share of socially sustainable investments ?**

The minimum share of socially sustainable investments shall in total be at least 1% of the net assets of the Sub-Fund.



- **What investments are included under "#2 Other", what is their purpose and are there any minimum environmental or social safeguards ?**

Investments included in the "#2 Other" category of the financial product represent up to 10% of the investments and are forward financial instruments (derivatives) traded on regulated or organised markets, to expose and hedge the portfolio, cash, unrated issuers. Derivatives and cash have no environmental or social guarantees.



- **Is a specific index designated as a reference benchmark to determine whether this financial product is aligned with the environmental and/or social characteristics that it promotes ?**

Not applicable

- **How is the reference benchmark continuously aligned with each of the environmental or social characteristics promoted by the financial product ?**

Not applicable

- **How is the alignment of the investment strategy with the methodology of the index ensured on a continuous basis ?**

Not applicable

- **How does the designated index differ from a relevant broad market index ?**

Not applicable

Reference benchmarks are indexes to measure whether the financial product attains the environmental or social characteristics that they promote.

- ***Where can the methodology used for the calculation of the designated index be found ?***

Not applicable



Where can I find more product specific information online ?

More product-specific information can be found on the website :

More information on the management company's extra-financial approach can be found in the Transparency Code (I) and the SFDR Policy - Article 4 available on the management company's website (www.lfde.com / Responsible Investment section). In addition, further information on the fund and in particular its regulatory documentation is available on the management company's website (www.lfde.com / Funds section)

Product name:
**ECHQUIER MAJOR SRI GROWTH
EUROPE**

Legal entity identifier: 969500YB5I7DJ067N354

Sustainable investment

means an investment in an economic activity that contributes to an environmental or social objective, provided that the investment does not significantly harm any environmental or social objective and that the investee companies follow good governance practices.

The **EU Taxonomy** is a classification system laid down in Regulation (EU) 2020/852, establishing a list of **environmentally sustainable economic activities**. That Regulation does not include a list of socially sustainable economic activities. Sustainable investments with an environmental objective might be aligned with the Taxonomy or not.

Sustainability indicators

measure how the environmental or social characteristics promoted by the financial product are attained.



Environmental and/or social characteristics

Does this financial product have a sustainable investment objective?

☐ Yes

☒ No

☐ It will make a minimum of **sustainable investments with an environmental objective: %**

☐ in economic activities that qualify as environmentally sustainable under the EU Taxonomy

☐ in economic activities that do not qualify as environmentally sustainable under the EU Taxonomy

☐ It will make a minimum of **sustainable investments with a social objective: %**

☒ It **promotes Environmental/Social (E/S) characteristics** and while it does not have as its objective a sustainable investment, it will have a minimum proportion of 40% of sustainable investments

☐ with an environmental objective in economic activities that qualify as environmentally sustainable under the EU Taxonomy

☒ with an environmental objective in economic activities that do not qualify as environmentally sustainable under the EU Taxonomy

☒ with a social objective

☐ It promotes E/S characteristics, but **will not make any sustainable investments**

What environmental and/or social characteristics are promoted by this financial product ?

The responsible investment strategy is based on ESG criteria highlighting the environmental and/or social characteristics promoted by this financial product, such as the reduction of the environmental impact of companies in terms of air pollution, the protection of biodiversity, the taking into account by companies of environmental risks... or the improvement of working conditions, the protection of employees, the fight against discrimination...

No specific index has been designated as a benchmark to determine whether the financial product is aligned with the environmental and/or social characteristics it promotes.

☐ What sustainability indicators are used to measure the attainment of each of the environmental or social characteristics promoted by this financial product ?

For this financial product, the research on environmental and social criteria is carried out with the support of MSCI ESG Research, which has its own analysis framework. Their criteria are adapted to the sector and issues of each of the companies analysed. In the absence of MSCI ESG research available on certain companies, the analysis of environmental and social characteristics is then internalised in its entirety. The main sustainability indicators used to measure the achievement of each of the environmental or social characteristics promoted by the financial product are the following:

Environment :

Policy and actions: existence of an environmental roadmap (precise and dated objectives allowing evolution trends to be identified), choice of indicators for this roadmap, level of ambition of the company with regard to its environmental objectives, environmental actions implemented to achieve the objectives fixed, existence of an environmental management system and a policy to protect biodiversity.

Results: communication by the company on the results of its action plan (results presented over a long period and evolution trends), evolution of the main environmental ratios (water consumption, CO2 emissions, energy consumption, production and treatment of waste including plastic waste, use of chemical products, etc.) and investments made to reduce its environmental impact.

Suppliers: exposure of suppliers to environmental risks, degree of complexity of the supply chain, dependence on suppliers, monitoring of suppliers and support of suppliers towards better practices.

Environmental impact of products: positive or negative impact of products on the environment, eco-design approach, existence of product life cycle analyses, circular economy, green share of company turnover and end-of-life management of products.

Social

Loyalty and progression: attractiveness of the employer brand, ability to recruit, employee satisfaction, employee loyalty policy, career management, training policy and employee retention potential.

Protection: anti-discrimination, diversity, health and safety protection for employees, respect for trade union rights, promotion and quality of social dialogue and support for employees in the event of restructuring.

Suppliers: exposure of suppliers to social risks, degree of complexity of the supply chain, dependence on suppliers, support of suppliers to improve practices and monitoring of suppliers.

Social impact of products: social impact of products for the customer and for society (e.g. avoided costs) and accessibility of products.

Relations with civil society: the company's philanthropic approach (including skills sponsorship), relations with local communities, customer satisfaction and participation in local sustainability initiatives

Also, in this financial product, several performance indicators are monitored:

Induced emissions intensity: This indicator measures the all-scope induced emissions intensity of the financial product (compared to its benchmark) using Carbon4 Finance's Weighted Average Carbon Intensity (WACI) methodology. The calculation method used is detailed in the question "What investment strategy does this financial product follow?"

ESG Controversy Score: This indicator measures the level of severity of a company's controversies. This score, ranging from 0 to 10 (0 being the worst score), is provided to us by MSCI ESG Research. The calculation method used is detailed in the question "What investment strategy does this financial product follow?"

Carbon Impact Ratio (CIR): This indicator corresponds to the ratio between the GHG emissions avoided and the GHG emissions induced by a company (in tonnes of CO₂ equivalent). This indicator makes it possible to assess the relevance of a company's activity in relation to the challenges of combating climate change. The calculation method used is available in the Transparency Code available on the management company's website.

United Nations Global Compact: This indicator analyses the share of issuers within the financial product that are signatories to the United Nations Global Compact. Signatory companies are committed to adopting a socially responsible attitude by respecting and promoting principles relating to human rights, international labour standards and the fight against corruption. In addition, they are committed to a process of continuous improvement of their CSR policies and undertake to communicate publicly on their progress on an annual basis. The calculation method used is available in the Transparency Code available on the management company's website.

Employee turnover: This indicator analyses the employee turnover rate of the companies in the financial product. The employee turnover rate is a leading indicator of the social policy of companies. Its result can reflect the level of employee satisfaction, and more broadly the social climate of the company. We report the employee turnover rate provided to us by MSCI ESG Research. The calculation method used is available in the Transparency Code available on the management company's website.

○ ***What are the objectives of the sustainable investments that the financial product partially intends to make and how does the sustainable investment contribute to such objectives ?***

The sustainable investment objectives that the financial product aims to partially achieve are to contribute to the achievement of the United Nations Sustainable Development Goals (including the fight against climate change, the protection of biodiversity and the improvement of access to health in the world). To assess this positive contribution to society and the environment, the financial product uses the three impact scores developed internally by La Financière de l'Echiquier ("SDG Score" (focusing on 9 SDGs), the "Climate & Biodiversity Maturity Score" (MCB), the "AAAA Score" (focusing on access to health)) and an external score called the "MSCI SDG Score" built from MSCI ESG Research data.

If the issuer has a sufficient score on one of these four scores, it will be considered that its economic activity contributes to an environmental or social objective. Finally, in the event that none of the four impact scores mentioned above is available for a company (particularly in the case of a company not covered by MSCI), an analysis of the contribution to the SDGs will be carried out internally using the internal "SI SDG Score" (broader than the SDG Score because it focuses on 17 SDGs instead of 9).

These methodologies are detailed in the question "What investment strategy does this financial product follow?" if the financial product uses one of these impact scores.

○ ***How do the sustainable investments that the financial product partially intends to make, not cause significant harm to any environmental or social sustainable investment objective ?***

To ensure that the sustainable investments of the financial product will not significantly harm an environmental or social objective (DNSH), La Financière de l'Echiquier has defined a "DNSH" procedure for products with a sustainable investment objective, including :

- Sectoral and normative exclusions complementary to the extra-financial approach of the product (recalled below) and which make it possible to reduce its exposure to social and environmental prejudices: Tobacco, all types of armaments, non-conventional and non-controversial fossil fuels, gambling, pornography, alcohol, GMOs, palm oil and biocides,

Principal adverse impacts

are the most significant negative impacts of investment decisions on sustainability factors relating to environmental, social and employee matters, respect for human rights anti-corruption and anti-bribery matters.

- A consideration of the principal adverse impacts (PAI) of these investments on sustainability factors.

How have the indicators for adverse impacts on sustainability factors been taken into account ?

Regarding adverse impacts, this financial product takes into account 14 mandatory indicators from Table 1 of Annex I of the European Commission's Delegated Regulation (EU) 2022/1288, and also includes the following 2 additional indicators: investments in companies without carbon reduction initiatives and investments in issuers without a policy to prevent accidents at work. Their consideration is carried out within the various aspects of the management company's responsible investment approach: through the exclusion policy (sectoral and normative), the ESG analysis methodology, the various Impact scores, the measurement and monitoring of ESG performance indicators (carbon intensity, ESG controversy score) as below:

CLIMATE & ENVIRONNEMENT

- Scope 1, 2 and 3 greenhouse gas emissions by measuring and monitoring CO2 emissions and equivalents for all scopes (1, 2, 3),
- The carbon footprint, measured and monitored using the Carbon Impact Ratio methodology (ratio of saved emissions to induced emissions),
- The carbon intensity of the invested companies (in tCO_2) calculated as a function of the intensity of induced emissions (WACI), and driven by the commitment to outperform the financial product against its benchmark,
- The exposure of invested companies to fossil fuels is taken into account in the ESG analysis and in the exclusion policy,
- The share of non-renewable energy consumption and production taken into account in the ESG analysis,
- The intensity of energy consumption taken into account in the ESG analysis,
- Impact on biodiversity through ESG analysis and measurement of the biodiversity footprint
- Tons of priority substances discharged to water considered in the ESG analysis,
- Tonnes of dangerous waste taken into account in the ESG analysis,
- Investments in companies without carbon reduction initiatives in the ESG analysis (additional indicator).

SOCIAL, HUMAN RESOURCES, RESPECT FOR RIGHTS INCLUDING HUMAN RIGHTS

- The proportion of issuers implicated in violating the UN Global Compact or the OECD Guidelines, through MSCI ESG Research's normative exclusion policy and controversy monitoring,
- The proportion of investments in issuers without a compliance process and mechanism to monitor compliance with the UN Global Compact principles or the OECD Guidelines, through MSCI ESG Research's normative exclusion policy and controversy monitoring,
- The gender pay gap taken into account in the ESG analysis,
- Diversity on company boards in % of women according to the different legislations between countries and the level of voluntarism and proactivity of companies on the subject, taken into account in the ESG analysis,
- Exposure to controversial weapons (anti-personnel mines, cluster munitions, etc.) taken into account in the sectoral exclusion policy,
- Investments in issuers without an occupational accident prevention policy taken into account in the ESG analysis (additional indicator).

How are the sustainable investments aligned with the OECD Guidelines for Multinational Enterprises and the UN Guiding Principles on Business and Human Rights?

Through the consideration of PAIs, and in particular the use of the following social PAIs, the investments of this financial product are in line with the principles mentioned:

- Violation of the UN Global Compact principles and the OECD Guidelines for Multinational Enterprises,
- Lack of processes and mechanisms for monitoring compliance with the UN Principles and the OECD Guidelines for Multinational Enterprises

Compliance with these PAIs is monitored through MSCI ESG Research's normative exclusion policy and controversy monitoring.

The EU Taxonomy sets out a "do not significant harm" principle by which Taxonomy-aligned investments should not significantly harm EU Taxonomy objectives and is accompanied by specific EU criteria.

The "do no significant harm" principle applies only to those investments underlying the financial product that take into account the EU criteria for environmentally sustainable economic activities. The investments underlying the remaining portion of this financial product do not take into account the EU criteria for environmentally sustainable economic activities.

Any other sustainable investments must also not significantly harm any environmental or social objectives.

Does this financial product consider principal adverse impacts on sustainability factors?

☒ Yes

☐ No

Regarding adverse impacts, this financial product takes into account 14 mandatory indicators from Table 1 of Annex I of the European Commission's Delegated Regulation (EU) 2022/1288, and also includes the following 2 additional indicators: investments in companies without carbon reduction initiatives and investments in issuers without a policy to prevent accidents at work. Their consideration is carried out within the various aspects of the management company's responsible investment approach: through the exclusion policy (sectoral and normative), the ESG analysis methodology, the various Impact scores, the measurement and monitoring of ESG performance indicators (carbon intensity, ESG controversy score) as below:

The investment strategy guides investment decisions based on factors such as investment objectives and risk tolerance.



CLIMATE & ENVIRONNEMENT

- Scope 1, 2 and 3 greenhouse gas emissions by measuring and monitoring CO2 emissions and equivalents for all scopes (1, 2, 3),
- The carbon footprint, measured and monitored using the Carbon Impact Ratio methodology (ratio of saved emissions to induced emissions),
- The carbon intensity of the invested companies (in teqCO_2) calculated as a function of the intensity of induced emissions (WACI), and driven by the commitment to outperform the financial product against its benchmark,
- The exposure of invested companies to fossil fuels is taken into account in the ESG analysis and in the exclusion policy,
- The share of non-renewable energy consumption and production taken into account in the ESG analysis,
- L'intensité de la consommation d'énergie prise en compte dans l'analyse ESG,
- Impact on biodiversity through ESG analysis and measurement of the biodiversity footprint
- Tons of priority substances discharged to water considered in the ESG analysis,
- Tonnes of dangerous waste taken into account in the ESG analysis,
- Investments in companies without carbon reduction initiatives in the ESG analysis (additional indicator).

SOCIAL, HUMAN RESOURCES, RESPECT FOR RIGHTS INCLUDING HUMAN RIGHTS

- The proportion of issuers implicated in violating the UN Global Compact or the OECD Guidelines, through MSCI ESG Research's normative exclusion policy and controversy monitoring,
- The proportion of investments in issuers without a compliance process and mechanism to monitor compliance with the UN Global Compact principles or the OECD Guidelines, through MSCI ESG Research's normative exclusion policy and controversy monitoring,
- The gender pay gap taken into account in the ESG analysis,
- Diversity on company boards in % of women according to the different legislations between countries and the level of voluntarism and proactivity of companies on the subject, taken into account in the ESG analysis,
- Exposure to controversial weapons (anti-personnel mines, cluster munitions, etc.) taken into account in the sectoral exclusion policy,
- Investments in issuers without an occupational accident prevention policy taken into account in the ESG analysis (additional indicator).

What investment strategy does this financial product follow ?

The financial product implements a financial strategy based on investment in European equities representing large capitalisations and all sectors of activity. This financial product systematically integrates ESG criteria into its financial management. This has an impact on the selection of securities in the portfolio.

The extra-financial approach integrated in the investment strategy of this financial product is the following:

- Sectoral and normative exclusions filter
- Recreational cannabis, Tobacco production, Controversial weapons as defined by the Ottawa and Oslo Conventions, Thermal coal, Tobacco, Arms (in the broadest sense, including nuclear weapons with no minimum turnover threshold), Gambling, Pornography, Non-conventional and controversial hydrocarbons, Conventional hydrocarbons, companies subject to controversies deemed very severe by MSCI ESG Research (a list containing, among others, companies guilty of the proven violation of one or more of the ten principles of the United Nations Global Compact) and companies affected by the US Executive Order 13959.
- The ESG rating coverage of portfolio securities must be at least 100% at all times.
- The minimum ESG rating for each portfolio company must be greater than or equal to 6/10. To assess the minimum ESG rating, a number of ESG indicators are used as described in the question "What sustainability indicators are used to measure the attainment of each of the environmental or social characteristics promoted by the financial product? If an issuer's ESG rating is below this level, it is automatically excluded from the investable universe.
- Controversies are monitored on the basis of MSCI ESG Research and will result in a malus that can reduce the ESG rating by up to 1 point, and possibly exclude the stock if the ESG rating falls below the minimum rating (6/10). When the stock is not covered by MSCI ESG Research, the analysis is fully internalised and the controversy malus can be up to 2 points maximum. This malus only sanctions governance controversies. This difference is explained by the fact that MSCI ESG Research integrates and penalises, directly in its environmental and social ratings, any controversies that an issuer may have on these two dimensions. Also, if requested by LFDE's teams, the Ethics Committee has the power to decide to exclude a stock from the portfolios in the event of a serious controversy arising within a company held in one or more portfolios.
- The induced emissions intensity of all scopes must be better than its benchmark. The portfolio coverage rate must be greater than or equal to 90% for this financial product. The calculation method used is available in the Transparency Code available on the management company's website.
- The ESG Controversy Score must be better than its benchmark: This score measures the level of severity of a company's controversies. This score, ranging from 0 to 10 (0 being the worst score), is provided to us by MSCI ESG Research. The portfolio coverage rate must be greater than or equal to 70% for this financial product.

Good governance practices include sound management structures, employee relations, remuneration of staff and tax compliance.

- A minimum of 40% of investments (in net assets) in sustainable investments. To assess this positive contribution to society and the environment, the financial product uses the three impact scores developed internally by La Financière de l'Échiquier:

Score SDG This score defines the net contribution of companies to the SDGs. In our methodology, we measure this contribution according to two scores. First, the Solutions Score, which is based on the analysis of products and services. Among the 17 SDGs, 9 business-oriented SDGs were selected (3, 4, 6, 7, 8, 9, 11, 12, 16). For each of them, we have mapped the activities that contribute positively and those that contribute negatively. The distribution of the company's turnover in these activities gives a Net Score out of 100. Secondly, the Initiatives Score which is based on the analysis of the company's social and environmental practices. The objective of this score is to value the advanced social and environmental practices of companies contributing to the SDGs and to penalise practices that contribute negatively to one or more SDGs. LFDE has mapped these practices for each of the 17 SDGs. From these two scores, the contribution of companies to the SDGs is assigned to the targets of each SDG. The average of the Solutions score and the Initiatives score gives an SDG score out of 100. Companies need to achieve an SDO score of 25/100 and a Solutions score of 20/100 to ensure that they are making a positive environmental and/or social contribution.

Climate & Biodiversity Maturity Score (MCB) : This score determines the level of maturity of companies in taking into account the climate and biodiversity issues they face and will face in the future. The MCB score is composed of 3 or 4 pillars (Governance, Climate, Biodiversity, Just Transition) depending on the impact of the company on biodiversity, to which is added a malus linked to environmental controversies. Companies must obtain a minimum MCB score of 40% to ensure that they are taking climate change and biodiversity decline seriously in their strategy and therefore making a positive environmental contribution

AAAA score : This score defines a company's contribution through its products and services to at least one of the four dimensions of access to health (Availability, Geographical Accessibility, Financial Accessibility, Acceptability) inspired by the work of the World Health Organisation (WHO) on the subject. Companies must contribute at least 20% of their revenue to at least one of the four dimensions without significantly harming these issues (Do No Significant Harm). Companies must obtain an AAAA score of 20% and pass the DNSH filter to ensure their positive social contribution

A score constructed internally from MSCI ESG Research data:

MSCI SDG score : This score identifies companies that contribute positively through their products and services and/or their operations to the achievement of at least one of the 17 SDGs. This contribution is measured using three scores ("PRODUCT", "OPERATIONAL", "NET") provided by MSCI ESG Research. Each of these scores ranges from -10 to +10. To determine the positive contribution to at least one of the 17 SDGs, the company must validate two steps. Firstly, it must have between 10% and 25% of its turnover contributing to an SDG ("PRODUCT" score greater than or equal to +5, considered as aligned or very aligned according to MSCI) and/or have its operations considered as aligned or very aligned with the achievement of this same SDG ("OPERATIONAL" score greater than or equal to +5 according to MSCI) On the other hand, the average of these two scores (NET Score according to MSCI) must be greater than or equal to +2.5 in order to ensure their positive environmental and/or social contribution

In the event that none of the four impact scores listed above are available for a company, we have developed the following impact score internally:

SI SDG Score This score defines the net contribution of companies to the SDGs. It is constructed in the same way as the SDG Score presented above, except that the Solutions Score covers all 17 SDGs (instead of 9). Companies must obtain an SDG score of 25/100 and a Solutions score of 20/100 to ensure that they are making a positive environmental and/or social contribution.

More information on our impact methodologies can be found in the Transparency Code available on the management company's website (www.lfde.com / Responsible Investment section).

- ***What are the binding elements of the investment strategy used to select the investments to attain each of the environmental or social characteristics promoted by this financial product ?***

As detailed above, the filter of sector and normative exclusions and the minimum ESG rating of each company in the portfolio (6/10), induced emissions intensity and ESG controversy score are constraining elements of the investment strategy used to select investments as they reduce the investment universe.

- ***What is the committed minimum rate to reduce the scope of the investments considered prior to the application of that investment strategy ?***

The sector and normative exclusion filters and the minimum ESG rating of 5.5/10 reduce the investment universe by minimum 20%.

○ **What is the policy to assess good governance practices of the investee companies?**

The policy for assessing the good governance practices of the companies benefiting from the investments is as follows: the Governance rating represents approximately 60% of the global ESG rating. This is a historical bias of La Financière de l'Echiquier, which has attached particular importance to this aspect since its creation. This conviction is reinforced by the fact that all ESG analyses produced by La Financière de l'Echiquier benefit from a governance rating carried out entirely in-house. The governance criteria assessed are

- **Competences of the management team :**
 - **For the CEO :** legitimacy in the business, track record, managerial capacity, leadership and structure of the remuneration scheme
 - **For the executive committee :** composition, diversity, relevance of the functions represented and commitment on CSR issues
- **Checks and balances :** sources of checks and balances within the Board, anticipation of the succession of the CEO, matching the profiles of directors with the needs of the company, male/female diversity of the Board, geographical diversity, availability and involvement of directors.
- **Respect for minority shareholders :** interest for the company to be listed, anti-takeover mechanisms and transparency of financial information.
- **Evaluation of ESG risks :** identification and management of extra-financial risks, the fight against corruption and responsible taxation, the quality of the company's CSR reporting and discourse, and the positive dynamics of progress on ESG aspects.

An analysis on governance controversies is carried out during the ESG analysis of companies, which can directly impact the ESG rating through a maximum malus of 1 point. When the stock is not covered by MSCI ESG Research, the analysis is fully internalised and the controversy malus can be up to 2 points maximum

Asset allocation describes the share of investments in specific assets.



What is the asset allocation planned for this financial product?

The financial product invests at least 90% of its net assets in assets that have been deemed "eligible" according to the ESG process in place - i.e. in investments that are aligned with the promoted environmental and social characteristics (#1 Aligned with E/S characteristics).

Up to 10% of the net assets are not aligned with these characteristics (#2 Other).

The financial product invests at least 40% of its assets in assets that have been deemed to be sustainable investments (#1A Sustainable).


A more detailed description of the specific asset allocation of this financial product can be found in its prospectus.

Taxonomy-aligned activities are expressed as a share of:

- **turnover** reflecting the share of revenue from green activities of investee companies
- **capital expenditure** (CapEx) showing the green investments made by investee companies, e.g. for a transition to a green economy.
- **operational expenditure** (OpEx) reflecting green operational activities of investee companies.

Enabling activities directly enable other activities to make a substantial contribution to an environmental objective.

Transitional activities are activities for which low-carbon alternatives are not yet available and among others have greenhouse gas emission levels corresponding to the best performance.



#1 Aligned with E/S characteristics includes the investments of the financial product used to attain the environmental or social characteristics promoted by the financial product.

#2 Other includes the remaining investments of the financial product which are neither aligned with the environmental or social characteristics, nor are qualified as sustainable investments.

The category **#1 Aligned with E/S characteristics** covers:

- The sub-category **#1A Sustainable** covers sustainable investments with environmental or social objectives.
- The sub-category **#1B Other E/S characteristics** covers investments aligned with the environmental or social characteristics that do not qualify as sustainable investments.

○ **How does the use of derivatives attain the environmental or social characteristics promoted by the financial product ?**

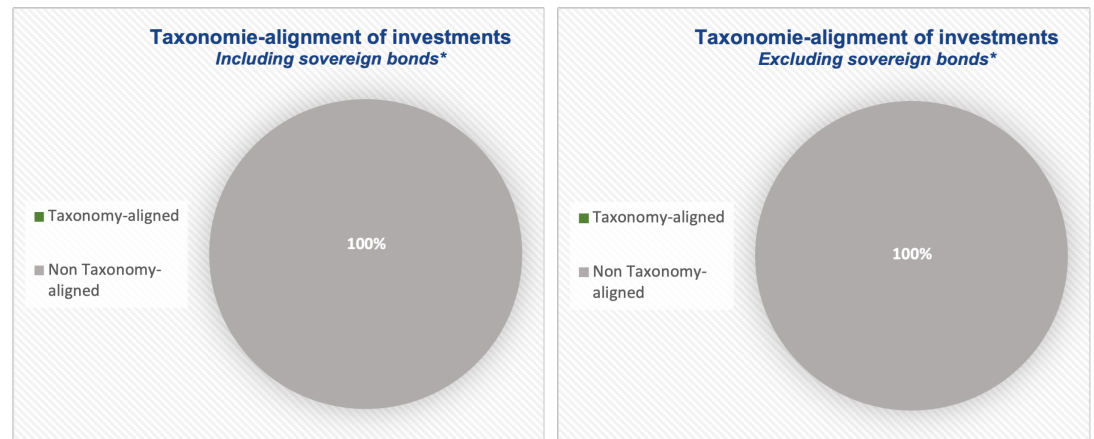
Non applicable



To what minimum extent are sustainable investments with an environmental objective aligned with the EU Taxonomy?

The financial product may invest in environmentally sustainable economic activities, however the investments of this financial product do not take into account the EU criteria for environmentally sustainable economic activities. The financial product commits to a 0% alignment with the European Taxonomy

The two graphs below show in green the minimum percentage of investments that are aligned with the EU Taxonomy. As there is no appropriate methodology to determine the Taxonomy-alignment of sovereign bonds*, the first graph shows the Taxonomy alignment in relation to all the investments of the financial product including sovereign bonds, while the second graph shows the Taxonomy alignment only in relation to the investments of the financial product other than sovereign bonds.



* For the purpose of these graphs, 'sovereign bonds' consist of all sovereign exposures.

- **What is the minimum share of investments in transitional and enabling activities ?**

Not applicable

are sustainable investments with an environmental objective that do not take into account the criteria for environmentally sustainable economic activities under the EU Taxonomy.



- **What is the minimum share of sustainable investments with an environmental objective that are not aligned with the EU Taxonomy ?**

The minimum share of sustainable investments with an environmental objective that are not aligned with the EU taxonomy is 100%.



- **What is the minimum share of socially sustainable investments ?**

The minimum share of socially sustainable investments shall in total be at least 1% of the net assets of the Sub-Fund.



- **What investments are included under "#2 Other", what is their purpose and are there any minimum environmental or social safeguards ?**

Investments included in the "#2 Other" category of the financial product represent up to 10% of the investments and are cash only. The cash does not have environmental or social guarantees.



- **Is a specific index designated as a reference benchmark to determine whether this financial product is aligned with the environmental and/or social characteristics that it promotes ?**

Not applicable

- **How is the reference benchmark continuously aligned with each of the environmental or social characteristics promoted by the financial product ?**

Not applicable

- **How is the alignment of the investment strategy with the methodology of the index ensured on a continuous basis ?**

Not applicable

- **How does the designated index differ from a relevant broad market index ?**

Not applicable

Reference benchmarks are indexes to measure whether the financial product attains the environmental or social characteristics that they promote.

○ ***Where can the methodology used for the calculation of the designated index be found ?***

Not applicable



Where can I find more product specific information online ?

More product-specific information can be found on the website :

More information on the management company's extra-financial approach can be found in the Transparency Code (I) and the SFDR Policy - Article 4 available on the management company's website (www.lfde.com / Responsible Investment section). In addition, further information on the fund and in particular its regulatory documentation is available on the management company's website (www.lfde.com / Funds section)

Template pre-contractual disclosure for the financial products referred to in Article 8, paragraphs 1, 2 and 2a, of Regulation (EU) 2019/2088 and Article 6, first paragraph, of Regulation (EU) 2020/852

Product name:
**ECHQUIER WORLD EQUITY
GROWTH**

Legal entity identifier: 969500WQ4GL90LRKRO54

Sustainable investment

means an investment in an economic activity that contributes to an environmental or social objective, provided that the investment does not significantly harm any environmental or social objective and that the investee companies follow good governance practices.

The **EU Taxonomy** is a classification system laid down in Regulation (EU) 2020/852, establishing a list of **environmentally sustainable economic activities**. That Regulation does not include a list of socially sustainable economic activities. Sustainable investments with an environmental objective might be aligned with the Taxonomy or not.

Sustainability indicators

measure how the environmental or social characteristics promoted by the financial product are attained.



Environmental and/or social characteristics

Does this financial product have a sustainable investment objective?

☐ Yes

☒ No

- ☐ It will make a minimum of **sustainable investments with an environmental objective: %**
- ☐ in economic activities that qualify as environmentally sustainable under the EU Taxonomy
- ☐ in economic activities that do not qualify as environmentally sustainable under the EU Taxonomy

- ☒ It **promotes Environmental/Social (E/S) characteristics** and while it does not have as its objective a sustainable investment, it will have a minimum proportion of 10% of sustainable investments
- ☐ with an environmental objective in economic activities that qualify as environmentally sustainable under the EU Taxonomy
- ☒ with an environmental objective in economic activities that do not qualify as environmentally sustainable under the EU Taxonomy
- ☒ with a social objective

- ☐ It will make a minimum of **sustainable investments with a social objective: %**

- ☐ It promotes E/S characteristics, but **will not make any sustainable investments**

What environmental and/or social characteristics are promoted by this financial product ?

The responsible investment strategy is based on ESG criteria highlighting the environmental and/or social characteristics promoted by this financial product, such as the reduction of the environmental impact of companies in terms of air pollution, the protection of biodiversity, the taking into account by companies of environmental risks... or the improvement of working conditions, the protection of employees, the fight against discrimination...

No specific index has been designated as a benchmark to determine whether the financial product is aligned with the environmental and/or social characteristics it promotes.

○ What sustainability indicators are used to measure the attainment of each of the environmental or social characteristics promoted by this financial product ?

For this financial product, the research on environmental and social criteria is carried out with the support of MSCI ESG Research, which has its own analysis framework. Their criteria are adapted to the sector and issues of each of the companies analysed. In the absence of MSCI ESG research available on certain companies, the analysis of environmental and social characteristics is then internalised in its entirety. The main sustainability indicators used to measure the achievement of each of the environmental or social characteristics promoted by the financial product are the following:

Environment :

Policy and actions: existence of an environmental roadmap (precise and dated objectives allowing evolution trends to be identified), choice of indicators for this roadmap, level of ambition of the company with regard to its environmental objectives, environmental actions implemented to achieve the objectives fixed, existence of an environmental management system and a policy to protect biodiversity.

Results: communication by the company on the results of its action plan (results presented over a long period and evolution trends), evolution of the main environmental ratios (water consumption, CO2 emissions, energy consumption, production and treatment of waste including plastic waste, use of chemical products, etc.) and investments made to reduce its environmental impact.

Suppliers: exposure of suppliers to environmental risks, degree of complexity of the supply chain, dependence on suppliers, monitoring of suppliers and support of suppliers towards better practices.

Environmental impact of products: positive or negative impact of products on the environment, eco-design approach, existence of product life cycle analyses, circular economy, green share of company turnover and end-of-life management of products.

Social

Loyalty and progression: attractiveness of the employer brand, ability to recruit, employee satisfaction, employee loyalty policy, career management, training policy and employee retention potential.

Protection: anti-discrimination, diversity, health and safety protection for employees, respect for trade union rights, promotion and quality of social dialogue and support for employees in the event of restructuring.

Suppliers: exposure of suppliers to social risks, degree of complexity of the supply chain, dependence on suppliers, support of suppliers to improve practices and monitoring of suppliers.

Social impact of products: social impact of products for the customer and for society (e.g. avoided costs) and accessibility of products.

Relations with civil society: the company's philanthropic approach (including skills sponsorship), relations with local communities, customer satisfaction and participation in local sustainability initiatives

Also, in this financial product, an environmental performance indicator is monitored. This is the intensity of emissions induced by all scopes of the financial product (in comparison with its benchmark) according to the WACI (Weighted Average Carbon Intensity) methodology of Carbon4 Finance (see Transparency Code for more details on the methodology used).

○ **What are the objectives of the sustainable investments that the financial product partially intends to make and how does the sustainable investment contribute to such objectives ?**

The sustainable investment objectives that the financial product aims to partially achieve are to contribute to the achievement of the United Nations Sustainable Development Goals (including the fight against climate change, the protection of biodiversity and the improvement of access to health in the world). To assess this positive contribution to society and the environment, the financial product uses the three impact scores developed internally by La Financière de l'Echiquier ("SDG Score" (focusing on 9 SDGs), the "Climate & Biodiversity Maturity Score" (MCB), the "AAAA Score" (focusing on access to health)) and an external score called the "MSCI SDG Score" built from MSCI ESG Research data.

If the issuer has a sufficient score on one of these four scores, it will be considered that its economic activity contributes to an environmental or social objective. Finally, in the event that none of the four impact scores mentioned above is available for a company (particularly in the case of a company not covered by MSCI), an analysis of the contribution to the SDGs will be carried out internally using the internal "SI SDG Score" (broader than the SDG Score because it focuses on 17 SDGs instead of 9).

These methodologies are detailed in the question "What investment strategy does this financial product follow?" if the financial product uses one of these impact scores.

○ **How do the sustainable investments that the financial product partially intends to make, not cause significant harm to any environmental or social sustainable investment objective ?**

To ensure that the sustainable investments of the financial product will not significantly harm an environmental or social objective (DNSH), La Financière de l'Echiquier has defined a "DNSH" procedure for products with a sustainable investment objective, including :

- Sectoral and normative exclusions complementary to the extra-financial approach of the product (recalled below) and which make it possible to reduce its exposure to social and environmental prejudices: Tobacco, all types of armaments, non-conventional and non-controversial fossil fuels, gambling, pornography, alcohol, GMOs, palm oil and biocides,
- A consideration of the principal adverse impacts (PAI) of these investments on sustainability factors.

- **How have the indicators for adverse impacts on sustainability factors been taken into account ?**

Regarding adverse impacts, this financial product takes into account 14 mandatory indicators from Table 1 of Annex I of the European Commission's Delegated Regulation (EU) 2022/1288, and also includes the following 2 additional indicators: investments in companies without carbon reduction initiatives and investments in issuers without a policy to prevent accidents at work. Their consideration is carried out within the various aspects of the management company's responsible investment approach: through the exclusion policy (sectoral and normative), the ESG analysis methodology, the various Impact scores, the measurement and monitoring of ESG performance indicators (carbon intensity, ESG controversy score) as below:

Principal adverse impacts

are the most significant negative impacts of investment decisions on sustainability factors relating to environmental, social and employee matters, respect for human rights anti-corruption and anti-bribery matters.

CLIMATE & ENVIRONNEMENT

- Scope 1, 2 and 3 greenhouse gas emissions by measuring and monitoring CO2 emissions and equivalents for all scopes (1, 2, 3),
- The carbon footprint, measured and monitored using the Carbon Impact Ratio methodology (ratio of saved emissions to induced emissions),
- The carbon intensity of invested companies (in tCO2e) calculated according to the intensity of induced emissions (WACI),
- The exposure of invested companies to fossil fuels taken into account in the ESG analysis,
- The share of non-renewable energy consumption and production taken into account in the ESG analysis,
- The intensity of energy consumption taken into account in the ESG analysis,
- Impact on biodiversity through ESG analysis and measurement of the biodiversity footprint
- Tons of priority substances discharged to water considered in the ESG analysis,
- Tonnes of dangerous waste taken into account in the ESG analysis,
- Investments in companies without carbon reduction initiatives in the ESG analysis (additional indicator).

SOCIAL, HUMAN RESOURCES, RESPECT FOR RIGHTS INCLUDING HUMAN RIGHTS

- The proportion of issuers implicated in violating the UN Global Compact or the OECD Guidelines, through MSCI ESG Research's normative exclusion policy and controversy monitoring,
- The proportion of investments in issuers without a compliance process and mechanism to monitor compliance with the UN Global Compact principles or the OECD Guidelines, through MSCI ESG Research's normative exclusion policy and controversy monitoring,
- The gender pay gap taken into account in the ESG analysis,
- Diversity on company boards in % of women according to the different legislations between countries and the level of voluntarism and proactivity of companies on the subject, taken into account in the ESG analysis,
- Exposure to controversial weapons (anti-personnel mines, cluster munitions, etc.) taken into account in the sectoral exclusion policy,
- Investments in issuers without an occupational accident prevention policy taken into account in the ESG analysis (additional indicator).

- How are the sustainable investments aligned with the OECD Guidelines for Multinational Enterprises and the UN Guiding Principles on Business and Human Rights?

Through the consideration of PAIs, and in particular the use of the following social PAIs, the investments of this financial product are in line with the principles mentioned:

- Violation of the UN Global Compact principles and the OECD Guidelines for Multinational Enterprises,
- Lack of processes and mechanisms for monitoring compliance with the UN Principles and the OECD Guidelines for Multinational Enterprises

Compliance with these PAIs is monitored through MSCI ESG Research's normative exclusion policy and controversy monitoring.

The EU Taxonomy sets out a "do not significant harm" principle by which Taxonomy-aligned investments should not significantly harm EU Taxonomy objectives and is accompanied by specific EU criteria. The "do not significant harm" principle applies only to those investments underlying the financial product that take into account the EU criteria for environmentally sustainable economic activities. The investments underlying the remaining portion of this financial product do not take into account the EU criteria for environmentally sustainable economic activities. Any other sustainable investments must also not significantly harm any environmental or social objectives.

Does this financial product consider principal adverse impacts on sustainability factors?

☒ Yes

☐ No

Regarding adverse impacts, this financial product takes into account 14 mandatory indicators from Table 1 of Annex I of the European Commission's Delegated Regulation (EU) 2022/1288, and also includes the following 2 additional indicators: investments in companies without carbon reduction initiatives and investments in issuers without a policy to prevent accidents at work. Their consideration is carried out within the various aspects of the management company's responsible investment approach: through the exclusion policy (sectoral and normative), the ESG analysis methodology, the various Impact scores, the measurement and monitoring of ESG performance indicators (carbon intensity, ESG controversy score) as below:

CLIMATE & ENVIRONNEMENT

- Scope 1, 2 and 3 greenhouse gas emissions by measuring and monitoring CO2 emissions and equivalents for all scopes (1, 2, 3),
- The carbon footprint, measured and monitored using the Carbon Impact Ratio methodology (ratio of saved emissions to induced emissions),
- The carbon intensity of invested companies (in tCO2e) calculated according to the intensity of induced emissions (WACI),
- The exposure of invested companies to fossil fuels taken into account in the ESG analysis,
- The share of non-renewable energy consumption and production taken into account in the ESG analysis,
- L'intensité de la consommation d'énergie prise en compte dans l'analyse ESG,
- Impact on biodiversity through ESG analysis and measurement of the biodiversity footprint
- Tons of priority substances discharged to water considered in the ESG analysis,
- Tonnes of dangerous waste taken into account in the ESG analysis,

ECHIQUIER WORLD EQUITY GROWTH - Annex SFDR article 8

The investment strategy guides investment decisions based on factors such as investment objectives and risk tolerance.



- Investments in companies without carbon reduction initiatives in the ESG analysis (additional indicator).

SOCIAL, HUMAN RESOURCES, RESPECT FOR RIGHTS INCLUDING HUMAN RIGHTS

- The proportion of issuers implicated in violating the UN Global Compact or the OECD Guidelines, through MSCI ESG Research's normative exclusion policy and controversy monitoring,
- The proportion of investments in issuers without a compliance process and mechanism to monitor compliance with the UN Global Compact principles or the OECD Guidelines, through MSCI ESG Research's normative exclusion policy and controversy monitoring,
- The gender pay gap taken into account in the ESG analysis,
- Diversity on company boards in % of women according to the different legislations between countries and the level of voluntarism and proactivity of companies on the subject, taken into account in the ESG analysis,
- Exposure to controversial weapons (anti-personnel mines, cluster munitions, etc.) taken into account in the sectoral exclusion policy,
- Investments in issuers without an occupational accident prevention policy taken into account in the ESG analysis (additional indicator).



Good governance practices include sound management structures, employee relations, remuneration of staff and tax compliance.

What investment strategy does this financial product follow ?

The financial product implements a financial strategy focused on investing in international equities, in particular, it seeks to invest in stocks with strong global leadership positions in their sector. It also systematically integrates an extra-financial approach, although this is not a determining factor in investment decisions

The extra-financial approach integrated in the investment strategy of this financial product is the following:

- Sectoral and normative exclusions filter
- Recreational Cannabis, Tobacco Production, Controversial Arms under the Ottawa and Oslo Conventions, Thermal Coal, Companies with controversies considered very severe by MSCI ESG Research (including companies guilty of violating one or more of the ten principles of the United Nations Global Compact) and companies affected by the US Executive Order 13959 sanctions
- The ESG rating coverage of portfolio securities must be at least 90% at all times.
- The minimum ESG rating for each portfolio company must be greater than or equal to 4.0/10. To assess the minimum ESG rating, a number of ESG indicators are used as described in the question "What sustainability indicators are used to measure the attainment of each of the environmental or social characteristics promoted by the financial product? If an issuer's ESG rating is below this level, it is automatically excluded from the investable universe.
- Controversies are monitored on the basis of MSCI ESG Research and will result in a malus that can reduce the ESG rating by up to 1 point, and possibly exclude the stock if the ESG rating falls below the minimum rating (4.0/10). When the stock is not covered by MSCI ESG Research, the analysis is fully internalised and the controversy malus can be up to 2 points maximum. This malus only sanctions governance controversies. This difference is explained by the fact that MSCI ESG Research integrates and penalises, directly in its environmental and social ratings, any controversies that an issuer may have on these two dimensions. Also, if requested by LFDE's teams, the Ethics Committee has the power to decide to exclude a stock from the portfolios in the event of a serious controversy arising within a company held in one or more portfolios.
- The weighted average ESG rating of the portfolio must be greater than or equal to that of their investment universe.
- A minimum of 10% of investments (in net assets) in sustainable investments. To assess this positive contribution to society and the environment, the financial product uses the three impact scores developed internally by La Financière de l'Échiquier:

Score SDG This score defines the net contribution of companies to the SDGs. In our methodology, we measure this contribution according to two scores. First, the Solutions Score, which is based on the analysis of products and services. Among the 17 SDGs, 9 business-oriented SDGs were selected (3, 4, 6, 7, 8, 9, 11, 12, 16). For each of them, we have mapped the activities that contribute positively and those that contribute negatively. The distribution of the company's turnover in these activities gives a Net Score out of 100. Secondly, the Initiatives Score which is based on the analysis of the company's social and environmental practices. The objective of this score is to value the advanced social and environmental practices of companies contributing to the SDGs and to penalise practices that contribute negatively to one or more SDGs. LFDE has mapped these practices for each of the 17 SDGs. From these two scores, the contribution of companies to the SDGs is assigned to the targets of each SDG. The average of the Solutions score and the Initiatives score gives an SDG score out of 100. Companies need to achieve an SDO score of 25/100 and a Solutions score of 20/100 to ensure that they are making a positive environmental and/or social contribution.

Climate & Biodiversity Maturity Score (MCB) : This score determines the level of maturity of companies in taking into account the climate and biodiversity issues they face and will face in the future. The MCB score is composed of 3 or 4 pillars (Governance, Climate, Biodiversity, Just Transition) depending on the impact of the company on biodiversity, to which is added a malus linked to environmental controversies. Companies must obtain a minimum MCB score of 40% to ensure that they are taking climate change and biodiversity decline seriously in their strategy and therefore making a positive environmental contribution

AAAA score : This score defines a company's contribution through its products and services to at least one of the four dimensions of access to health (Availability, Geographical Accessibility, Financial Accessibility, Acceptability) inspired by the work of the World Health Organisation (WHO) on the subject. Companies must contribute at least 20% of their revenue to at least one of the four dimensions without significantly harming these issues (Do No Significant Harm). Companies must obtain an AAAA score of 20% and pass the DNSH filter to ensure their positive social contribution

A score constructed internally from MSCI ESG Research data:

MSCI SDG score : This score identifies companies that contribute positively through their products and services and/or their operations to the achievement of at least one of the 17 SDGs. This contribution is measured using three scores ("PRODUCT", "OPERATIONAL", "NET") provided by MSCI ESG Research. Each of these scores ranges from -10 to +10. To determine the positive contribution to at least one of the 17 SDGs, the company must validate two steps. Firstly, it must have between 10% and 25% of its turnover contributing to an SDG ("PRODUCT" score greater than or equal to +5, considered as aligned or very aligned according to MSCI) and/or have its operations considered as aligned or very aligned with the achievement of this same SDG ("OPERATIONAL" score greater than or equal to +5 according to MSCI) On the other hand, the average of these two scores (NET Score according to MSCI) must be greater than or equal to +2.5 in order to ensure their positive environmental and/or social contribution

In the event that none of the four impact scores listed above are available for a company, we have developed the following impact score internally:

SI SDG Score This score defines the net contribution of companies to the SDGs. It is constructed in the same way as the SDG Score presented above, except that the Solutions Score covers all 17 SDGs (instead of 9). Companies must obtain an SDG score of 25/100 and a Solutions score of 20/100 to ensure that they are making a positive environmental and/or social contribution.

More information on our impact methodologies can be found in the Transparency Code available on the management company's website (www.lfde.com / Responsible Investment section).

○ ***What are the binding elements of the investment strategy used to select the investments to attain each of the environmental or social characteristics promoted by this financial product ?***

As detailed above, the filter of sector and normative exclusions and the minimum ESG rating of each company in the portfolio (4.0/10) are constraining elements of the investment strategy used to select investments as they reduce the investment universe.

○ ***What is the committed minimum rate to reduce the scope of the investments considered prior to the application of that investment strategy ?***

The sector and normative exclusion filters and the minimum ESG rating of 4.0/10 reduce the investment universe.

○ ***What is the policy to assess good governance practices of the investee companies?***

The policy for assessing the good governance practices of the companies benefiting from the investments is as follows: the Governance rating represents approximately 60% of the global ESG rating. This is a historical bias of La Financière de l'Echiquier, which has attached particular importance to this aspect since its creation. This conviction is reinforced by the fact that all ESG analyses produced by La Financière de l'Echiquier benefit from a governance rating carried out entirely in-house. The governance criteria assessed are

• **Competences of the management team :**

- **For the CEO :** legitimacy in the business, track record, managerial capacity, leadership and structure of the remuneration scheme
- **For the executive committee :** composition, diversity, relevance of the functions represented and commitment on CSR issues
- **Checks and balances :** sources of checks and balances within the Board, anticipation of the succession of the CEO, matching the profiles of directors with the needs of the company, male/female diversity of the Board, geographical diversity, availability and involvement of directors.
- **Respect for minority shareholders :** interest for the company to be listed, anti-takeover mechanisms and transparency of financial information.
- **Evaluation of ESG risks :** identification and management of extra-financial risks, the fight against corruption and responsible taxation, the quality of the company's CSR reporting and discourse, and the positive dynamics of progress on ESG aspects.

An analysis on governance controversies is carried out during the ESG analysis of companies, which can directly impact the ESG rating through a maximum malus of 1 point. When the stock is not covered by MSCI ESG Research, the analysis is fully internalised and the controversy malus can be up to 2 points maximum

Asset allocation describes the share of investments in specific assets.



What is the asset allocation planned for this financial product?

Taxonomy-aligned activities are expressed as a share of:


- **turnover** reflecting the share of revenue from green activities of investee companies
- **capital expenditure** (CapEx) showing the green investments made by investee companies, e.g. for a transition to a green economy.
- **operational expenditure** (OpEx) reflecting green operational activities of investee companies.

The financial product invests at least 90% of its net assets in assets that have been determined as “eligible” as per the ESG process in place (hence in investments that are aligned with the promoted environmental and social characteristics (#1 Aligned with E/S characteristics)

Up to 10% of the investments are not aligned with these characteristics (#2 Other).

The financial product invests at least 10% of its net assets in assets that have been determined as sustainable investment (#1A Sustainable)

A more detailed description of the specific asset allocation of this financial product can be found in its prospectus.



#1 Aligned with E/S characteristics includes the investments of the financial product used to attain the environmental or social characteristics promoted by the financial product.

#2 Other includes the remaining investments of the financial product which are neither aligned with the environmental or social characteristics, nor are qualified as sustainable investments.

The category **#1 Aligned with E/S characteristics** covers:

- The sub-category **#1A Sustainable** covers sustainable investments with environmental or social objectives.
- The sub-category **#1B Other E/S characteristics** covers investments aligned with the environmental or social characteristics that do not qualify as sustainable investments.

Enabling activities directly enable other activities to make a substantial contribution to an environmental objective.

Transitional activities are activities for which low-carbon alternatives are not yet available and among others have greenhouse gas emission levels corresponding to the best performance.

○ How does the use of derivatives attain the environmental or social characteristics promoted by the financial product ?

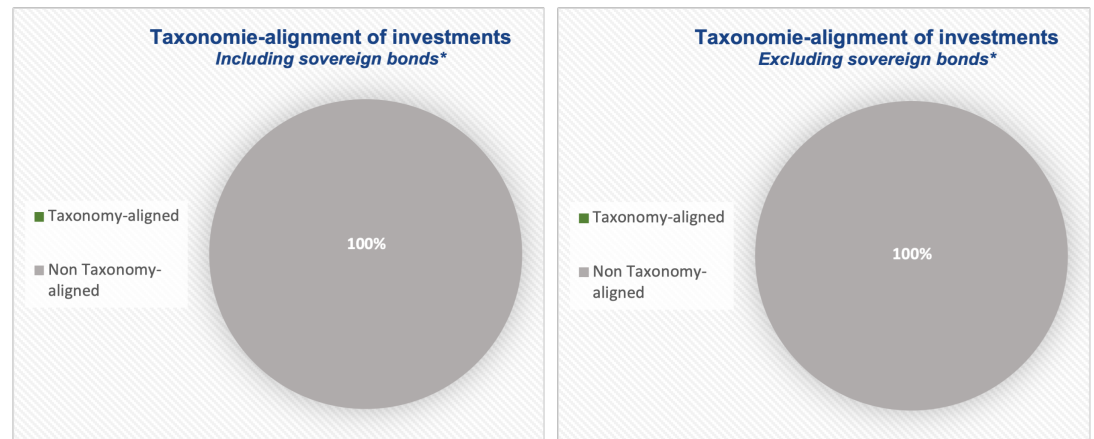
Not applicable



To what minimum extent are sustainable investments with an environmental objective aligned with the EU Taxonomy?

The financial product may invest in environmentally sustainable economic activities, however the investments of this financial product do not take into account the EU criteria for environmentally sustainable economic activities. The financial product commits to a 0% alignment with the European Taxonomy

The two graphs below show in green the minimum percentage of investments that are aligned with the EU Taxonomy. As there is no appropriate methodology to determine the Taxonomy-alignment of sovereign bonds*, the first graph shows the Taxonomy alignment in relation to all the investments of the financial product including sovereign bonds, while the second graph shows the Taxonomy alignment only in relation to the investments of the financial product other than sovereign bonds.



* For the purpose of these graphs, 'sovereign bonds' consist of all sovereign exposures.

- **What is the minimum share of investments in transitional and enabling activities ?**

Not applicable

 are sustainable investments with an environmental objective that do not take into account the criteria for environmentally sustainable economic activities under the EU Taxonomy.



- **What is the minimum share of sustainable investments with an environmental objective that are not aligned with the EU Taxonomy ?**

The minimum share of sustainable investments with an environmental objective that are not aligned with the EU taxonomy is 100%.



- **What is the minimum share of socially sustainable investments ?**

The minimum share of socially sustainable investments shall in total be at least 1% of the net assets of the Sub-Fund.



- **What investments are included under "#2 Other", what is their purpose and are there any minimum environmental or social safeguards ?**

Investments included in the "#2 Other" category of the financial product represent up to 10% of the investments and are forward financial instruments (derivatives) traded on regulated or organised markets, to expose and hedge the portfolio, cash, unrated issuers. Derivatives and cash have no environmental or social guarantees.



- **Is a specific index designated as a reference benchmark to determine whether this financial product is aligned with the environmental and/or social characteristics that it promotes ?**

Not applicable

- **How is the reference benchmark continuously aligned with each of the environmental or social characteristics promoted by the financial product ?**

Not applicable

- **How is the alignment of the investment strategy with the methodology of the index ensured on a continuous basis ?**

Not applicable

- **How does the designated index differ from a relevant broad market index ?**

Not applicable

Reference benchmarks are indexes to measure whether the financial product attains the environmental or social characteristics that they promote.

- ***Where can the methodology used for the calculation of the designated index be found ?***

Not applicable



Where can I find more product specific information online ?

More product-specific information can be found on the website :

More information on the management company's extra-financial approach can be found in the Transparency Code (I) and the SFDR Policy - Article 4 available on the management company's website (www.lfde.com / Responsible Investment section). In addition, further information on the fund and in particular its regulatory documentation is available on the management company's website (www.lfde.com / Funds section)

Template pre-contractual disclosure for the financial products referred to in Article 8, paragraphs 1, 2 and 2a, of Regulation (EU) 2019/2088 and Article 6, first paragraph, of Regulation (EU) 2020/852

Product name:
ECHQUIER ENTREPRENEURS

Legal entity identifier: 9695005JMXGFE8WP6880

Environmental and/or social characteristics

Does this financial product have a sustainable investment objective?

☐ Yes

☒ No

☐ It will make a minimum of **sustainable investments with an environmental objective: %**

☐ in economic activities that qualify as environmentally sustainable under the EU Taxonomy

☐ in economic activities that do not qualify as environmentally sustainable under the EU Taxonomy

☐ It will make a minimum of **sustainable investments with a social objective: %**

☒ It **promotes Environmental/Social (E/S) characteristics** and while it does not have as its objective a sustainable investment, it will have a minimum proportion of 10% of sustainable investments

☐ with an environmental objective in economic activities that qualify as environmentally sustainable under the EU Taxonomy

☒ with an environmental objective in economic activities that do not qualify as environmentally sustainable under the EU Taxonomy

☒ with a social objective

☐ It promotes E/S characteristics, but **will not make any sustainable investments**

Sustainable investment

means an investment in an economic activity that contributes to an environmental or social objective, provided that the investment does not significantly harm any environmental or social objective and that the investee companies follow good governance practices.

The **EU Taxonomy** is a classification system laid down in Regulation (EU) 2020/852, establishing a list of **environmentally sustainable economic activities**. That Regulation does not include a list of socially sustainable economic activities. Sustainable investments with an environmental objective might be aligned with the Taxonomy or not.



What environmental and/or social characteristics are promoted by this financial product ?

The responsible investment strategy is based on ESG criteria highlighting the environmental and/or social characteristics promoted by this financial product, such as the reduction of the environmental impact of companies in terms of air pollution, the protection of biodiversity, the taking into account by companies of environmental risks... or the improvement of working conditions, the protection of employees, the fight against discrimination...

No specific index has been designated as a benchmark to determine whether the financial product is aligned with the environmental and/or social characteristics it promotes.

○ What sustainability indicators are used to measure the attainment of each of the environmental or social characteristics promoted by this financial product ?

For this financial product, the research on environmental and social criteria is carried out with the support of MSCI ESG Research, which has its own analysis framework. Their criteria are adapted to the sector and issues of each of the companies analysed. In the absence of MSCI ESG research available on certain companies, the analysis of environmental and social characteristics is then internalised in its entirety. The main sustainability indicators used to measure the achievement of each of the environmental or social characteristics promoted by the financial product are the following:

Environment :

Policy and actions: existence of an environmental roadmap (precise and dated objectives allowing evolution trends to be identified), choice of indicators for this roadmap, level of ambition of the company with regard to its environmental objectives, environmental actions implemented to achieve the objectives fixed, existence of an environmental management system and a policy to protect biodiversity.

Results: communication by the company on the results of its action plan (results presented over a long period and evolution trends), evolution of the main environmental ratios (water consumption, CO2 emissions, energy consumption, production and treatment of waste including plastic waste, use of chemical products, etc.) and investments made to reduce its environmental impact.

Suppliers: exposure of suppliers to environmental risks, degree of complexity of the supply chain, dependence on suppliers, monitoring of suppliers and support of suppliers towards better practices.

Environmental impact of products: positive or negative impact of products on the environment, eco-design approach, existence of product life cycle analyses, circular economy, green share of company turnover and end-of-life management of products.

Sustainability indicators

measure how the environmental or social characteristics promoted by the financial product are attained.

Social

Loyalty and progression: attractiveness of the employer brand, ability to recruit, employee satisfaction, employee loyalty policy, career management, training policy and employee retention potential.

Protection: anti-discrimination, diversity, health and safety protection for employees, respect for trade union rights, promotion and quality of social dialogue and support for employees in the event of restructuring.

Suppliers: exposure of suppliers to social risks, degree of complexity of the supply chain, dependence on suppliers, support of suppliers to improve practices and monitoring of suppliers.

Social impact of products: social impact of products for the customer and for society (e.g. avoided costs) and accessibility of products.

Relations with civil society: the company's philanthropic approach (including skills sponsorship), relations with local communities, customer satisfaction and participation in local sustainability initiatives

Also, in this financial product, an environmental performance indicator is monitored. This is the intensity of emissions induced by all scopes of the financial product (in comparison with its benchmark) according to the WACI (Weighted Average Carbon Intensity) methodology of Carbon4 Finance (see Transparency Code for more details on the methodology used).

○ ***What are the objectives of the sustainable investments that the financial product partially intends to make and how does the sustainable investment contribute to such objectives ?***

The sustainable investment objectives that the financial product aims to partially achieve are to contribute to the achievement of the United Nations Sustainable Development Goals (including the fight against climate change, the protection of biodiversity and the improvement of access to health in the world). To assess this positive contribution to society and the environment, the financial product uses the three impact scores developed internally by La Financière de l'Echiquier ("SDG Score" (focusing on 9 SDGs), the "Climate & Biodiversity Maturity Score" (MCB), the "AAAA Score" (focusing on access to health)) and an external score called the "MSCI SDG Score" built from MSCI ESG Research data.

If the issuer has a sufficient score on one of these four scores, it will be considered that its economic activity contributes to an environmental or social objective. Finally, in the event that none of the four impact scores mentioned above is available for a company (particularly in the case of a company not covered by MSCI), an analysis of the contribution to the SDGs will be carried out internally using the internal "SI SDG Score" (broader than the SDG Score because it focuses on 17 SDGs instead of 9).

These methodologies are detailed in the question "What investment strategy does this financial product follow?" if the financial product uses one of these impact scores.

○ ***How do the sustainable investments that the financial product partially intends to make, not cause significant harm to any environmental or social sustainable investment objective ?***

To ensure that the sustainable investments of the financial product will not significantly harm an environmental or social objective (DNSH), La Financière de l'Echiquier has defined a "DNSH" procedure for products with a sustainable investment objective, including :

- Sectoral and normative exclusions complementary to the extra-financial approach of the product (recalled below) and which make it possible to reduce its exposure to social and environmental prejudices: Tobacco, all types of armaments, non-conventional and non-controversial fossil fuels, gambling, pornography, alcohol, GMOs, palm oil and biocides,
- A consideration of the principal adverse impacts (PAI) of these investments on sustainability factors.

- ***How have the indicators for adverse impacts on sustainability factors been taken into account ?***

Regarding adverse impacts, this financial product takes into account 14 mandatory indicators from Table 1 of Annex I of the European Commission's Delegated Regulation (EU) 2022/1288, and also includes the following 2 additional indicators: investments in companies without carbon reduction initiatives and investments in issuers without a policy to prevent accidents at work. Their consideration is carried out within the various aspects of the management company's responsible investment approach: through the exclusion policy (sectoral and normative), the ESG analysis methodology, the various Impact scores, the measurement and monitoring of ESG performance indicators (carbon intensity, ESG controversy score) as below:

Principal adverse impacts

are the most significant negative impacts of investment decisions on sustainability factors relating to environmental, social and employee matters, respect for human rights anti-corruption and anti-bribery matters.

CLIMATE & ENVIRONNEMENT

- Scope 1, 2 and 3 greenhouse gas emissions by measuring and monitoring CO2 emissions and equivalents for all scopes (1, 2, 3),
- The carbon footprint, measured and monitored using the Carbon Impact Ratio methodology (ratio of saved emissions to induced emissions),
- The carbon intensity of invested companies (in tCO2e) calculated according to the intensity of induced emissions (WACI),
- The exposure of invested companies to fossil fuels taken into account in the ESG analysis,
- The share of non-renewable energy consumption and production taken into account in the ESG analysis,
- The intensity of energy consumption taken into account in the ESG analysis,
- Impact on biodiversity through ESG analysis and measurement of the biodiversity footprint
- Tons of priority substances discharged to water considered in the ESG analysis,
- Tonnes of dangerous waste taken into account in the ESG analysis,
- Investments in companies without carbon reduction initiatives in the ESG analysis (additional indicator).

SOCIAL, HUMAN RESOURCES, RESPECT FOR RIGHTS INCLUDING HUMAN RIGHTS

- The proportion of issuers implicated in violating the UN Global Compact or the OECD Guidelines, through MSCI ESG Research's normative exclusion policy and controversy monitoring,
- The proportion of investments in issuers without a compliance process and mechanism to monitor compliance with the UN Global Compact principles or the OECD Guidelines, through MSCI ESG Research's normative exclusion policy and controversy monitoring,
- The gender pay gap taken into account in the ESG analysis,
- Diversity on company boards in % of women according to the different legislations between countries and the level of voluntarism and proactivity of companies on the subject, taken into account in the ESG analysis,
- Exposure to controversial weapons (anti-personnel mines, cluster munitions, etc.) taken into account in the sectoral exclusion policy,
- Investments in issuers without an occupational accident prevention policy taken into account in the ESG analysis (additional indicator).

- How are the sustainable investments aligned with the OECD Guidelines for Multinational Enterprises and the UN Guiding Principles on Business and Human Rights?

Through the consideration of PAIs, and in particular the use of the following social PAIs, the investments of this financial product are in line with the principles mentioned:

- Violation of the UN Global Compact principles and the OECD Guidelines for Multinational Enterprises,
- Lack of processes and mechanisms for monitoring compliance with the UN Principles and the OECD Guidelines for Multinational Enterprises

Compliance with these PAIs is monitored through MSCI ESG Research's normative exclusion policy and controversy monitoring.

The EU Taxonomy sets out a "do not significant harm" principle by which Taxonomy-aligned investments should not significantly harm EU Taxonomy objectives and is accompanied by specific EU criteria. The "do no significant harm" principle applies only to those investments underlying the financial product that take into account the EU criteria for environmentally sustainable economic activities. The investments underlying the remaining portion of this financial product do not take into account the EU criteria for environmentally sustainable economic activities. Any other sustainable investments must also not significantly harm any environmental or social objectives.

Does this financial product consider principal adverse impacts on sustainability factors?

☒ Yes

☐ No

Regarding adverse impacts, this financial product takes into account 14 mandatory indicators from Table 1 of Annex I of the European Commission's Delegated Regulation (EU) 2022/1288, and also includes the following 2 additional indicators: investments in companies without carbon reduction initiatives and investments in issuers without a policy to prevent accidents at work. Their consideration is carried out within the various aspects of the management company's responsible investment approach: through the exclusion policy (sectoral and normative), the ESG analysis methodology, the various Impact scores, the measurement and monitoring of ESG performance indicators (carbon intensity, ESG controversy score) as below:

CLIMATE & ENVIRONNEMENT

- Scope 1, 2 and 3 greenhouse gas emissions by measuring and monitoring CO2 emissions and equivalents for all scopes (1, 2, 3),
- The carbon footprint, measured and monitored using the Carbon Impact Ratio methodology (ratio of saved emissions to induced emissions),
- The carbon intensity of invested companies (in tCO2e) calculated according to the intensity of induced emissions (WACI),
- The exposure of invested companies to fossil fuels taken into account in the ESG analysis,
- The share of non-renewable energy consumption and production taken into account in the ESG analysis,
- L'intensité de la consommation d'énergie prise en compte dans l'analyse ESG,
- Impact on biodiversity through ESG analysis and measurement of the biodiversity footprint
- Tons of priority substances discharged to water considered in the ESG analysis,
- Tonnes of dangerous waste taken into account in the ESG analysis,

ECHQUIER ENTREPRENEURS - Annex SFDR article 8

The investment strategy guides investment decisions based on factors such as investment objectives and risk tolerance.



- Investments in companies without carbon reduction initiatives in the ESG analysis (additional indicator).

SOCIAL, HUMAN RESOURCES, RESPECT FOR RIGHTS INCLUDING HUMAN RIGHTS

- The proportion of issuers implicated in violating the UN Global Compact or the OECD Guidelines, through MSCI ESG Research's normative exclusion policy and controversy monitoring,
- The proportion of investments in issuers without a compliance process and mechanism to monitor compliance with the UN Global Compact principles or the OECD Guidelines, through MSCI ESG Research's normative exclusion policy and controversy monitoring,
- The gender pay gap taken into account in the ESG analysis,
- Diversity on company boards in % of women according to the different legislations between countries and the level of voluntarism and proactivity of companies on the subject, taken into account in the ESG analysis,
- Exposure to controversial weapons (anti-personnel mines, cluster munitions, etc.) taken into account in the sectoral exclusion policy,
- Investments in issuers without an occupational accident prevention policy taken into account in the ESG analysis (additional indicator).



Good governance practices include sound management structures, employee relations, remuneration of staff and tax compliance.

What investment strategy does this financial product follow ?

The financial product implements a financial strategy focused on investing in small and mid-cap European equities. It also systematically integrates an extra-financial approach, although this is not a determining factor in investment decisions

The extra-financial approach integrated in the investment strategy of this financial product is the following:

- Sectoral and normative exclusions filter
- Recreational Cannabis, Tobacco Production, Controversial Arms under the Ottawa and Oslo Conventions, Thermal Coal, Companies with controversies considered very severe by MSCI ESG Research (including companies guilty of violating one or more of the ten principles of the United Nations Global Compact) and companies affected by the US Executive Order 13959 sanctions
- The ESG rating coverage of portfolio securities must be at least 90% at all times.
- The minimum ESG rating for each portfolio company must be greater than or equal to 4.0/10. To assess the minimum ESG rating, a number of ESG indicators are used as described in the question "What sustainability indicators are used to measure the attainment of each of the environmental or social characteristics promoted by the financial product? If an issuer's ESG rating is below this level, it is automatically excluded from the investable universe.
- Controversies are monitored on the basis of MSCI ESG Research and will result in a malus that can reduce the ESG rating by up to 1 point, and possibly exclude the stock if the ESG rating falls below the minimum rating (4.0/10). When the stock is not covered by MSCI ESG Research, the analysis is fully internalised and the controversy malus can be up to 2 points maximum. This malus only sanctions governance controversies. This difference is explained by the fact that MSCI ESG Research integrates and penalises, directly in its environmental and social ratings, any controversies that an issuer may have on these two dimensions. Also, if requested by LFDE's teams, the Ethics Committee has the power to decide to exclude a stock from the portfolios in the event of a serious controversy arising within a company held in one or more portfolios.
- The weighted average ESG rating of the portfolio must be greater than or equal to that of their investment universe.
- A minimum of 10% of investments (in net assets) in sustainable investments. To assess this positive contribution to society and the environment, the financial product uses the three impact scores developed internally by La Financière de l'Échiquier:

Score SDG This score defines the net contribution of companies to the SDGs. In our methodology, we measure this contribution according to two scores. First, the Solutions Score, which is based on the analysis of products and services. Among the 17 SDGs, 9 business-oriented SDGs were selected (3, 4, 6, 7, 8, 9, 11, 12, 16). For each of them, we have mapped the activities that contribute positively and those that contribute negatively. The distribution of the company's turnover in these activities gives a Net Score out of 100. Secondly, the Initiatives Score which is based on the analysis of the company's social and environmental practices. The objective of this score is to value the advanced social and environmental practices of companies contributing to the SDGs and to penalise practices that contribute negatively to one or more SDGs. LFDE has mapped these practices for each of the 17 SDGs. From these two scores, the contribution of companies to the SDGs is assigned to the targets of each SDG. The average of the Solutions score and the Initiatives score gives an SDG score out of 100. Companies need to achieve an SDO score of 25/100 and a Solutions score of 20/100 to ensure that they are making a positive environmental and/or social contribution.

Climate & Biodiversity Maturity Score (MCB) : This score determines the level of maturity of companies in taking into account the climate and biodiversity issues they face and will face in the future. The MCB score is composed of 3 or 4 pillars (Governance, Climate, Biodiversity, Just Transition) depending on the impact of the company on biodiversity, to which is added a malus linked to environmental controversies. Companies must obtain a minimum MCB score of 40% to ensure that they are taking climate change and biodiversity decline seriously in their strategy and therefore making a positive environmental contribution

AAAA score : This score defines a company's contribution through its products and services to at least one of the four dimensions of access to health (Availability, Geographical Accessibility, Financial Accessibility, Acceptability) inspired by the work of the World Health Organisation (WHO) on the subject. Companies must contribute at least 20% of their revenue to at least one of the four dimensions without significantly harming these issues (Do No Significant Harm). Companies must obtain an AAAA score of 20% and pass the DNSH filter to ensure their positive social contribution

A score constructed internally from MSCI ESG Research data:

MSCI SDG score : This score identifies companies that contribute positively through their products and services and/or their operations to the achievement of at least one of the 17 SDGs. This contribution is measured using three scores ("PRODUCT", "OPERATIONAL", "NET") provided by MSCI ESG Research. Each of these scores ranges from -10 to +10. To determine the positive contribution to at least one of the 17 SDGs, the company must validate two steps. Firstly, it must have between 10% and 25% of its turnover contributing to an SDG ("PRODUCT" score greater than or equal to +5, considered as aligned or very aligned according to MSCI) and/or have its operations considered as aligned or very aligned with the achievement of this same SDG ("OPERATIONAL" score greater than or equal to +5 according to MSCI) On the other hand, the average of these two scores (NET Score according to MSCI) must be greater than or equal to +2.5 in order to ensure their positive environmental and/or social contribution

In the event that none of the four impact scores listed above are available for a company, we have developed the following impact score internally:

SI SDG Score This score defines the net contribution of companies to the SDGs. It is constructed in the same way as the SDG Score presented above, except that the Solutions Score covers all 17 SDGs (instead of 9). Companies must obtain an SDG score of 25/100 and a Solutions score of 20/100 to ensure that they are making a positive environmental and/or social contribution.

More information on our impact methodologies can be found in the Transparency Code available on the management company's website (www.lfde.com / Responsible Investment section).

○ ***What are the binding elements of the investment strategy used to select the investments to attain each of the environmental or social characteristics promoted by this financial product ?***

As detailed above, the filter of sector and normative exclusions and the minimum ESG rating of each company in the portfolio (4.0/10) are constraining elements of the investment strategy used to select investments as they reduce the investment universe.

○ ***What is the committed minimum rate to reduce the scope of the investments considered prior to the application of that investment strategy ?***

The sector and normative exclusion filters and the minimum ESG rating of 4.0/10 reduce the investment universe.

○ ***What is the policy to assess good governance practices of the investee companies?***

The policy for assessing the good governance practices of the companies benefiting from the investments is as follows: the Governance rating represents approximately 60% of the global ESG rating. This is a historical bias of La Financière de l'Echiquier, which has attached particular importance to this aspect since its creation. This conviction is reinforced by the fact that all ESG analyses produced by La Financière de l'Echiquier benefit from a governance rating carried out entirely in-house. The governance criteria assessed are

• **Competences of the management team :**

- **For the CEO :** legitimacy in the business, track record, managerial capacity, leadership and structure of the remuneration scheme
- **For the executive committee :** composition, diversity, relevance of the functions represented and commitment on CSR issues
- **Checks and balances :** sources of checks and balances within the Board, anticipation of the succession of the CEO, matching the profiles of directors with the needs of the company, male/female diversity of the Board, geographical diversity, availability and involvement of directors.
- **Respect for minority shareholders :** interest for the company to be listed, anti-takeover mechanisms and transparency of financial information.
- **Evaluation of ESG risks :** identification and management of extra-financial risks, the fight against corruption and responsible taxation, the quality of the company's CSR reporting and discourse, and the positive dynamics of progress on ESG aspects.

An analysis on governance controversies is carried out during the ESG analysis of companies, which can directly impact the ESG rating through a maximum malus of 1 point. When the stock is not covered by MSCI ESG Research, the analysis is fully internalised and the controversy malus can be up to 2 points maximum

Asset allocation describes the share of investments in specific assets.



What is the asset allocation planned for this financial product?

Taxonomy-aligned activities are expressed as a share of:

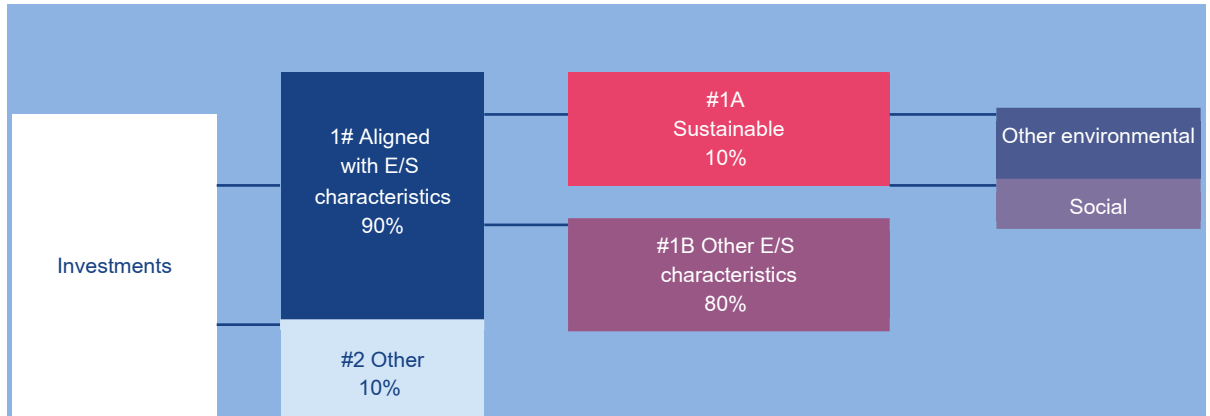
- **turnover** reflecting the share of revenue from green activities of investee companies
- **capital expenditure** (CapEx) showing the green investments made by investee companies, e.g. for a transition to a green economy.
- **operational expenditure** (OpEx) reflecting green operational activities of investee companies.

The financial product invests at least 90% of its net assets in assets that have been determined as “eligible” as per the ESG process in place (hence in investments that are aligned with the promoted environmental and social characteristics (#1 Aligned with E/S characteristics))

Up to 10% of the investments are not aligned with these characteristics (#2 Other).

The financial product invests at least 10% of its net assets in assets that have been determined as sustainable investment (#1A Sustainable)

A more detailed description of the specific asset allocation of this financial product can be found in its prospectus.



#1 Aligned with E/S characteristics includes the investments of the financial product used to attain the environmental or social characteristics promoted by the financial product.

#2 Other includes the remaining investments of the financial product which are neither aligned with the environmental or social characteristics, nor are qualified as sustainable investments.

The category **#1 Aligned with E/S characteristics** covers:

- The sub-category **#1A Sustainable** covers sustainable investments with environmental or social objectives.
- The sub-category **#1B Other E/S characteristics** covers investments aligned with the environmental or social characteristics that do not qualify as sustainable investments.

Enabling activities directly enable other activities to make a substantial contribution to an environmental objective.

Transitional activities are activities for which low-carbon alternatives are not yet available and among others have greenhouse gas emission levels corresponding to the best performance.

- **How does the use of derivatives attain the environmental or social characteristics promoted by the financial product ?**

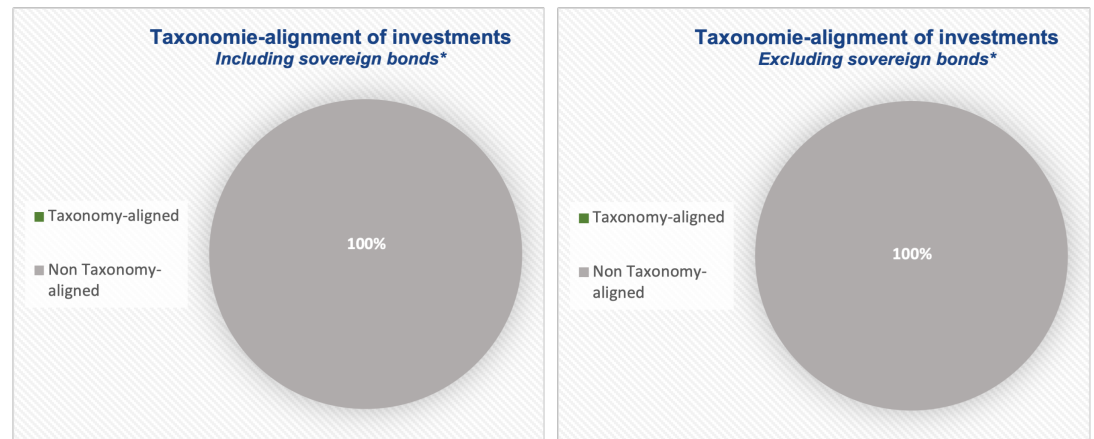
Not applicable



To what minimum extent are sustainable investments with an environmental objective aligned with the EU Taxonomy?

The financial product may invest in environmentally sustainable economic activities, however the investments of this financial product do not take into account the EU criteria for environmentally sustainable economic activities. The financial product commits to a 0% alignment with the European Taxonomy

The two graphs below show in green the minimum percentage of investments that are aligned with the EU Taxonomy. As there is no appropriate methodology to determine the Taxonomy-alignment of sovereign bonds*, the first graph shows the Taxonomy alignment in relation to all the investments of the financial product including sovereign bonds, while the second graph shows the Taxonomy alignment only in relation to the investments of the financial product other than sovereign bonds.



* For the purpose of these graphs, 'sovereign bonds' consist of all sovereign exposures.

- **What is the minimum share of investments in transitional and enabling activities ?**

Not applicable

are sustainable investments with an environmental objective that do not take into account the criteria for environmentally sustainable economic activities under the EU Taxonomy.



- **What is the minimum share of sustainable investments with an environmental objective that are not aligned with the EU Taxonomy ?**

The minimum share of sustainable investments with an environmental objective that are not aligned with the EU taxonomy is 100%.



- **What is the minimum share of socially sustainable investments ?**

The minimum share of socially sustainable investments shall in total be at least 1% of the net assets of the Sub-Fund.



- **What investments are included under "#2 Other", what is their purpose and are there any minimum environmental or social safeguards ?**

Investments included in the "#2 Other" category of the financial product represent up to 10% of the investments and are forward financial instruments (derivatives) traded on regulated or organised markets, to expose and hedge the portfolio, cash, unrated issuers. Derivatives and cash have no environmental or social guarantees.



- **Is a specific index designated as a reference benchmark to determine whether this financial product is aligned with the environmental and/or social characteristics that it promotes ?**

Not applicable

- **How is the reference benchmark continuously aligned with each of the environmental or social characteristics promoted by the financial product ?**

Not applicable

- **How is the alignment of the investment strategy with the methodology of the index ensured on a continuous basis ?**

Not applicable

- **How does the designated index differ from a relevant broad market index ?**

Not applicable

Reference benchmarks are indexes to measure whether the financial product attains the environmental or social characteristics that they promote.

- *Where can the methodology used for the calculation of the designated index be found ?*

Not applicable



Where can I find more product specific information online ?

More product-specific information can be found on the website :

More information on the management company's extra-financial approach can be found in the Transparency Code (I) and the SFDR Policy - Article 4 available on the management company's website (www.lfde.com / Responsible Investment section). In addition, further information on the fund and in particular its regulatory documentation is available on the management company's website (www.lfde.com / Funds section)

Template pre-contractual disclosure for the financial products referred to in Article 8, paragraphs 1, 2 and 2a, of Regulation (EU) 2019/2088 and Article 6, first paragraph, of Regulation (EU) 2020/852

Product name:
ECHQUIER VALUE EURO

Legal entity identifier: 969500E4AYCYJR39AV41

Environmental and/or social characteristics

Does this financial product have a sustainable investment objective?

☐ Yes

☒ No

☐ It will make a minimum of **sustainable investments with an environmental objective: %**

☐ in economic activities that qualify as environmentally sustainable under the EU Taxonomy

☐ in economic activities that do not qualify as environmentally sustainable under the EU Taxonomy

☐ It will make a minimum of **sustainable investments with a social objective: %**

☒ It **promotes Environmental/Social (E/S) characteristics** and while it does not have as its objective a sustainable investment, it will have a minimum proportion of 10% of sustainable investments

☐ with an environmental objective in economic activities that qualify as environmentally sustainable under the EU Taxonomy

☒ with an environmental objective in economic activities that do not qualify as environmentally sustainable under the EU Taxonomy

☒ with a social objective

☐ It promotes E/S characteristics, but **will not make any sustainable investments**

Sustainable investment

means an investment in an economic activity that contributes to an environmental or social objective, provided that the investment does not significantly harm any environmental or social objective and that the investee companies follow good governance practices.

The **EU Taxonomy** is a classification system laid down in Regulation (EU) 2020/852, establishing a list of **environmentally sustainable economic activities**. That Regulation does not include a list of socially sustainable economic activities. Sustainable investments with an environmental objective might be aligned with the Taxonomy or not.



What environmental and/or social characteristics are promoted by this financial product ?

The responsible investment strategy is based on ESG criteria highlighting the environmental and/or social characteristics promoted by this financial product, such as the reduction of the environmental impact of companies in terms of air pollution, the protection of biodiversity, the taking into account by companies of environmental risks... or the improvement of working conditions, the protection of employees, the fight against discrimination...

No specific index has been designated as a benchmark to determine whether the financial product is aligned with the environmental and/or social characteristics it promotes.

○ What sustainability indicators are used to measure the attainment of each of the environmental or social characteristics promoted by this financial product ?

For this financial product, the research on environmental and social criteria is carried out with the support of MSCI ESG Research, which has its own analysis framework. Their criteria are adapted to the sector and issues of each of the companies analysed. In the absence of MSCI ESG research available on certain companies, the analysis of environmental and social characteristics is then internalised in its entirety. The main sustainability indicators used to measure the achievement of each of the environmental or social characteristics promoted by the financial product are the following:

Environment :

Policy and actions: existence of an environmental roadmap (precise and dated objectives allowing evolution trends to be identified), choice of indicators for this roadmap, level of ambition of the company with regard to its environmental objectives, environmental actions implemented to achieve the objectives fixed, existence of an environmental management system and a policy to protect biodiversity.

Results: communication by the company on the results of its action plan (results presented over a long period and evolution trends), evolution of the main environmental ratios (water consumption, CO2 emissions, energy consumption, production and treatment of waste including plastic waste, use of chemical products, etc.) and investments made to reduce its environmental impact.

Suppliers: exposure of suppliers to environmental risks, degree of complexity of the supply chain, dependence on suppliers, monitoring of suppliers and support of suppliers towards better practices.

Environmental impact of products: positive or negative impact of products on the environment, eco-design approach, existence of product life cycle analyses, circular economy, green share of company turnover and end-of-life management of products.

Sustainability indicators

measure how the environmental or social characteristics promoted by the financial product are attained.

Social

Loyalty and progression: attractiveness of the employer brand, ability to recruit, employee satisfaction, employee loyalty policy, career management, training policy and employee retention potential.

Protection: anti-discrimination, diversity, health and safety protection for employees, respect for trade union rights, promotion and quality of social dialogue and support for employees in the event of restructuring.

Suppliers: exposure of suppliers to social risks, degree of complexity of the supply chain, dependence on suppliers, support of suppliers to improve practices and monitoring of suppliers.

Social impact of products: social impact of products for the customer and for society (e.g. avoided costs) and accessibility of products.

Relations with civil society: the company's philanthropic approach (including skills sponsorship), relations with local communities, customer satisfaction and participation in local sustainability initiatives

Also, in this financial product, an environmental performance indicator is monitored. This is the intensity of emissions induced by all scopes of the financial product (in comparison with its benchmark) according to the WACI (Weighted Average Carbon Intensity) methodology of Carbon4 Finance (see Transparency Code for more details on the methodology used).

○ **What are the objectives of the sustainable investments that the financial product partially intends to make and how does the sustainable investment contribute to such objectives ?**

The sustainable investment objectives that the financial product aims to partially achieve are to contribute to the achievement of the United Nations Sustainable Development Goals (including the fight against climate change, the protection of biodiversity and the improvement of access to health in the world). To assess this positive contribution to society and the environment, the financial product uses the three impact scores developed internally by La Financière de l'Echiquier ("SDG Score" (focusing on 9 SDGs), the "Climate & Biodiversity Maturity Score" (MCB), the "AAAA Score" (focusing on access to health)) and an external score called the "MSCI SDG Score" built from MSCI ESG Research data.

If the issuer has a sufficient score on one of these four scores, it will be considered that its economic activity contributes to an environmental or social objective. Finally, in the event that none of the four impact scores mentioned above is available for a company (particularly in the case of a company not covered by MSCI), an analysis of the contribution to the SDGs will be carried out internally using the internal "SI SDG Score" (broader than the SDG Score because it focuses on 17 SDGs instead of 9).

These methodologies are detailed in the question "What investment strategy does this financial product follow?" if the financial product uses one of these impact scores.

○ **How do the sustainable investments that the financial product partially intends to make, not cause significant harm to any environmental or social sustainable investment objective ?**

To ensure that the sustainable investments of the financial product will not significantly harm an environmental or social objective (DNSH), La Financière de l'Echiquier has defined a "DNSH" procedure for products with a sustainable investment objective, including :

- Sectoral and normative exclusions complementary to the extra-financial approach of the product (recalled below) and which make it possible to reduce its exposure to social and environmental prejudices: Tobacco, all types of armaments, non-conventional and non-controversial fossil fuels, gambling, pornography, alcohol, GMOs, palm oil and biocides,
- A consideration of the principal adverse impacts (PAI) of these investments on sustainability factors.

- **How have the indicators for adverse impacts on sustainability factors been taken into account ?**

Regarding adverse impacts, this financial product takes into account 14 mandatory indicators from Table 1 of Annex I of the European Commission's Delegated Regulation (EU) 2022/1288, and also includes the following 2 additional indicators: investments in companies without carbon reduction initiatives and investments in issuers without a policy to prevent accidents at work. Their consideration is carried out within the various aspects of the management company's responsible investment approach: through the exclusion policy (sectoral and normative), the ESG analysis methodology, the various Impact scores, the measurement and monitoring of ESG performance indicators (carbon intensity, ESG controversy score) as below:

Principal adverse impacts

are the most significant negative impacts of investment decisions on sustainability factors relating to environmental, social and employee matters, respect for human rights anti-corruption and anti-bribery matters.

CLIMATE & ENVIRONNEMENT

- Scope 1, 2 and 3 greenhouse gas emissions by measuring and monitoring CO2 emissions and equivalents for all scopes (1, 2, 3),
- The carbon footprint, measured and monitored using the Carbon Impact Ratio methodology (ratio of saved emissions to induced emissions),
- The carbon intensity of invested companies (in tCO2e) calculated according to the intensity of induced emissions (WACI),
- The exposure of invested companies to fossil fuels taken into account in the ESG analysis,
- The share of non-renewable energy consumption and production taken into account in the ESG analysis,
- The intensity of energy consumption taken into account in the ESG analysis,
- Impact on biodiversity through ESG analysis and measurement of the biodiversity footprint
- Tons of priority substances discharged to water considered in the ESG analysis,
- Tonnes of dangerous waste taken into account in the ESG analysis,
- Investments in companies without carbon reduction initiatives in the ESG analysis (additional indicator).

SOCIAL, HUMAN RESOURCES, RESPECT FOR RIGHTS INCLUDING HUMAN RIGHTS

- The proportion of issuers implicated in violating the UN Global Compact or the OECD Guidelines, through MSCI ESG Research's normative exclusion policy and controversy monitoring,
- The proportion of investments in issuers without a compliance process and mechanism to monitor compliance with the UN Global Compact principles or the OECD Guidelines, through MSCI ESG Research's normative exclusion policy and controversy monitoring,
- The gender pay gap taken into account in the ESG analysis,
- Diversity on company boards in % of women according to the different legislations between countries and the level of voluntarism and proactivity of companies on the subject, taken into account in the ESG analysis,
- Exposure to controversial weapons (anti-personnel mines, cluster munitions, etc.) taken into account in the sectoral exclusion policy,
- Investments in issuers without an occupational accident prevention policy taken into account in the ESG analysis (additional indicator).

- How are the sustainable investments aligned with the OECD Guidelines for Multinational Enterprises and the UN Guiding Principles on Business and Human Rights?

Through the consideration of PAIs, and in particular the use of the following social PAIs, the investments of this financial product are in line with the principles mentioned:

- Violation of the UN Global Compact principles and the OECD Guidelines for Multinational Enterprises,
- Lack of processes and mechanisms for monitoring compliance with the UN Principles and the OECD Guidelines for Multinational Enterprises

Compliance with these PAIs is monitored through MSCI ESG Research's normative exclusion policy and controversy monitoring.

The EU Taxonomy sets out a "do not significant harm" principle by which Taxonomy-aligned investments should not significantly harm EU Taxonomy objectives and is accompanied by specific EU criteria. The "do not significant harm" principle applies only to those investments underlying the financial product that take into account the EU criteria for environmentally sustainable economic activities. The investments underlying the remaining portion of this financial product do not take into account the EU criteria for environmentally sustainable economic activities. Any other sustainable investments must also not significantly harm any environmental or social objectives.

Does this financial product consider principal adverse impacts on sustainability factors?

☒ Yes

☐ No

Regarding adverse impacts, this financial product takes into account 14 mandatory indicators from Table 1 of Annex I of the European Commission's Delegated Regulation (EU) 2022/1288, and also includes the following 2 additional indicators: investments in companies without carbon reduction initiatives and investments in issuers without a policy to prevent accidents at work. Their consideration is carried out within the various aspects of the management company's responsible investment approach: through the exclusion policy (sectoral and normative), the ESG analysis methodology, the various Impact scores, the measurement and monitoring of ESG performance indicators (carbon intensity, ESG controversy score) as below:

CLIMATE & ENVIRONNEMENT

- Scope 1, 2 and 3 greenhouse gas emissions by measuring and monitoring CO2 emissions and equivalents for all scopes (1, 2, 3),
- The carbon footprint, measured and monitored using the Carbon Impact Ratio methodology (ratio of saved emissions to induced emissions),
- The carbon intensity of invested companies (in tCO2e) calculated according to the intensity of induced emissions (WACI),
- The exposure of invested companies to fossil fuels taken into account in the ESG analysis,
- The share of non-renewable energy consumption and production taken into account in the ESG analysis,
- L'intensité de la consommation d'énergie prise en compte dans l'analyse ESG,
- Impact on biodiversity through ESG analysis and measurement of the biodiversity footprint
- Tons of priority substances discharged to water considered in the ESG analysis,
- Tonnes of dangerous waste taken into account in the ESG analysis,

ECHIQUIER VALUE EURO - Annex SFDR article 8

The investment strategy guides investment decisions based on factors such as investment objectives and risk tolerance.



- Investments in companies without carbon reduction initiatives in the ESG analysis (additional indicator).

SOCIAL, HUMAN RESOURCES, RESPECT FOR RIGHTS INCLUDING HUMAN RIGHTS

- The proportion of issuers implicated in violating the UN Global Compact or the OECD Guidelines, through MSCI ESG Research's normative exclusion policy and controversy monitoring,
- The proportion of investments in issuers without a compliance process and mechanism to monitor compliance with the UN Global Compact principles or the OECD Guidelines, through MSCI ESG Research's normative exclusion policy and controversy monitoring,
- The gender pay gap taken into account in the ESG analysis,
- Diversity on company boards in % of women according to the different legislations between countries and the level of voluntarism and proactivity of companies on the subject, taken into account in the ESG analysis,
- Exposure to controversial weapons (anti-personnel mines, cluster munitions, etc.) taken into account in the sectoral exclusion policy,
- Investments in issuers without an occupational accident prevention policy taken into account in the ESG analysis (additional indicator).



Good governance practices include sound management structures, employee relations, remuneration of staff and tax compliance.

What investment strategy does this financial product follow ?

The financial product implements a financial strategy based on investing in equities from Eurozone countries, and more specifically in companies considered by the management team as undervalued by the market. It also systematically integrates an extra-financial approach, although this is not a determining factor in investment decisions

The extra-financial approach integrated in the investment strategy of this financial product is the following:

- Sectoral and normative exclusions filter
- Recreational Cannabis, Tobacco Production, Controversial Arms under the Ottawa and Oslo Conventions, Thermal Coal, Companies with controversies considered very severe by MSCI ESG Research (including companies guilty of violating one or more of the ten principles of the United Nations Global Compact) and companies affected by the US Executive Order 13959 sanctions
- The ESG rating coverage of portfolio securities must be at least 90% at all times.
- The minimum ESG rating for each portfolio company must be greater than or equal to 4.0/10. To assess the minimum ESG rating, a number of ESG indicators are used as described in the question "What sustainability indicators are used to measure the attainment of each of the environmental or social characteristics promoted by the financial product? If an issuer's ESG rating is below this level, it is automatically excluded from the investable universe.
- Controversies are monitored on the basis of MSCI ESG Research and will result in a malus that can reduce the ESG rating by up to 1 point, and possibly exclude the stock if the ESG rating falls below the minimum rating (4.0/10). When the stock is not covered by MSCI ESG Research, the analysis is fully internalised and the controversy malus can be up to 2 points maximum. This malus only sanctions governance controversies. This difference is explained by the fact that MSCI ESG Research integrates and penalises, directly in its environmental and social ratings, any controversies that an issuer may have on these two dimensions. Also, if requested by LFDE's teams, the Ethics Committee has the power to decide to exclude a stock from the portfolios in the event of a serious controversy arising within a company held in one or more portfolios.
- The weighted average ESG rating of the portfolio must be greater than or equal to that of their investment universe.
- A minimum of 10% of investments (in net assets) in sustainable investments. To assess this positive contribution to society and the environment, the financial product uses the three impact scores developed internally by La Financière de l'Échiquier:

Score SDG This score defines the net contribution of companies to the SDGs. In our methodology, we measure this contribution according to two scores. First, the Solutions Score, which is based on the analysis of products and services. Among the 17 SDGs, 9 business-oriented SDGs were selected (3, 4, 6, 7, 8, 9, 11, 12, 16). For each of them, we have mapped the activities that contribute positively and those that contribute negatively. The distribution of the company's turnover in these activities gives a Net Score out of 100. Secondly, the Initiatives Score which is based on the analysis of the company's social and environmental practices. The objective of this score is to value the advanced social and environmental practices of companies contributing to the SDGs and to penalise practices that contribute negatively to one or more SDGs. LFDE has mapped these practices for each of the 17 SDGs. From these two scores, the contribution of companies to the SDGs is assigned to the targets of each SDG. The average of the Solutions score and the Initiatives score gives an SDG score out of 100. Companies need to achieve an SDO score of 25/100 and a Solutions score of 20/100 to ensure that they are making a positive environmental and/or social contribution.

Climate & Biodiversity Maturity Score (MCB) : This score determines the level of maturity of companies in taking into account the climate and biodiversity issues they face and will face in the future. The MCB score is composed of 3 or 4 pillars (Governance, Climate, Biodiversity, Just Transition) depending on the impact of the company on biodiversity, to which is added a malus linked to environmental controversies. Companies must obtain a minimum MCB score of 40% to ensure that they are taking climate change and biodiversity decline seriously in their strategy and therefore making a positive environmental contribution

AAAA score : This score defines a company's contribution through its products and services to at least one of the four dimensions of access to health (Availability, Geographical Accessibility, Financial Accessibility, Acceptability) inspired by the work of the World Health Organisation (WHO) on the subject. Companies must contribute at least 20% of their revenue to at least one of the four dimensions without significantly harming these issues (Do No Significant Harm). Companies must obtain an AAAA score of 20% and pass the DNSH filter to ensure their positive social contribution

A score constructed internally from MSCI ESG Research data:

MSCI SDG score : This score identifies companies that contribute positively through their products and services and/or their operations to the achievement of at least one of the 17 SDGs. This contribution is measured using three scores ("PRODUCT", "OPERATIONAL", "NET") provided by MSCI ESG Research. Each of these scores ranges from -10 to +10. To determine the positive contribution to at least one of the 17 SDGs, the company must validate two steps. Firstly, it must have between 10% and 25% of its turnover contributing to an SDG ("PRODUCT" score greater than or equal to +5, considered as aligned or very aligned according to MSCI) and/or have its operations considered as aligned or very aligned with the achievement of this same SDG ("OPERATIONAL" score greater than or equal to +5 according to MSCI) On the other hand, the average of these two scores (NET Score according to MSCI) must be greater than or equal to +2.5 in order to ensure their positive environmental and/or social contribution

In the event that none of the four impact scores listed above are available for a company, we have developed the following impact score internally:

SI SDG Score This score defines the net contribution of companies to the SDGs. It is constructed in the same way as the SDG Score presented above, except that the Solutions Score covers all 17 SDGs (instead of 9). Companies must obtain an SDG score of 25/100 and a Solutions score of 20/100 to ensure that they are making a positive environmental and/or social contribution.

More information on our impact methodologies can be found in the Transparency Code available on the management company's website (www.lfde.com / Responsible Investment section).

○ ***What are the binding elements of the investment strategy used to select the investments to attain each of the environmental or social characteristics promoted by this financial product ?***

As detailed above, the filter of sector and normative exclusions and the minimum ESG rating of each company in the portfolio (4.0/10) are constraining elements of the investment strategy used to select investments as they reduce the investment universe.

○ ***What is the committed minimum rate to reduce the scope of the investments considered prior to the application of that investment strategy ?***

The sector and normative exclusion filters and the minimum ESG rating of 4.0/10 reduce the investment universe.

○ ***What is the policy to assess good governance practices of the investee companies?***

The policy for assessing the good governance practices of the companies benefiting from the investments is as follows: the Governance rating represents approximately 60% of the global ESG rating. This is a historical bias of La Financière de l'Echiquier, which has attached particular importance to this aspect since its creation. This conviction is reinforced by the fact that all ESG analyses produced by La Financière de l'Echiquier benefit from a governance rating carried out entirely in-house. The governance criteria assessed are

• **Competences of the management team :**

- **For the CEO :** legitimacy in the business, track record, managerial capacity, leadership and structure of the remuneration scheme
- **For the executive committee :** composition, diversity, relevance of the functions represented and commitment on CSR issues
- **Checks and balances :** sources of checks and balances within the Board, anticipation of the succession of the CEO, matching the profiles of directors with the needs of the company, male/female diversity of the Board, geographical diversity, availability and involvement of directors.
- **Respect for minority shareholders :** interest for the company to be listed, anti-takeover mechanisms and transparency of financial information.
- **Evaluation of ESG risks :** identification and management of extra-financial risks, the fight against corruption and responsible taxation, the quality of the company's CSR reporting and discourse, and the positive dynamics of progress on ESG aspects.

An analysis on governance controversies is carried out during the ESG analysis of companies, which can directly impact the ESG rating through a maximum malus of 1 point. When the stock is not covered by MSCI ESG Research, the analysis is fully internalised and the controversy malus can be up to 2 points maximum

Asset allocation describes the share of investments in specific assets.



What is the asset allocation planned for this financial product?

Taxonomy-aligned activities are expressed as a share of:


- **turnover** reflecting the share of revenue from green activities of investee companies
- **capital expenditure** (CapEx) showing the green investments made by investee companies, e.g. for a transition to a green economy.
- **operational expenditure** (OpEx) reflecting green operational activities of investee companies.

The financial product invests at least 90% of its net assets in assets that have been determined as “eligible” as per the ESG process in place (hence in investments that are aligned with the promoted environmental and social characteristics (#1 Aligned with E/S characteristics))

Up to 10% of the investments are not aligned with these characteristics (#2 Other).

The financial product invests at least 10% of its net assets in assets that have been determined as sustainable investment (#1A Sustainable)

A more detailed description of the specific asset allocation of this financial product can be found in its prospectus.



#1 Aligned with E/S characteristics includes the investments of the financial product used to attain the environmental or social characteristics promoted by the financial product.

#2 Other includes the remaining investments of the financial product which are neither aligned with the environmental or social characteristics, nor are qualified as sustainable investments.

The category **#1 Aligned with E/S characteristics** covers:

- The sub-category **#1A Sustainable** covers sustainable investments with environmental or social objectives.
- The sub-category **#1B Other E/S characteristics** covers investments aligned with the environmental or social characteristics that do not qualify as sustainable investments.

Enabling activities directly enable other activities to make a substantial contribution to an environmental objective.

Transitional activities are activities for which low-carbon alternatives are not yet available and among others have greenhouse gas emission levels corresponding to the best performance.

○ How does the use of derivatives attain the environmental or social characteristics promoted by the financial product ?

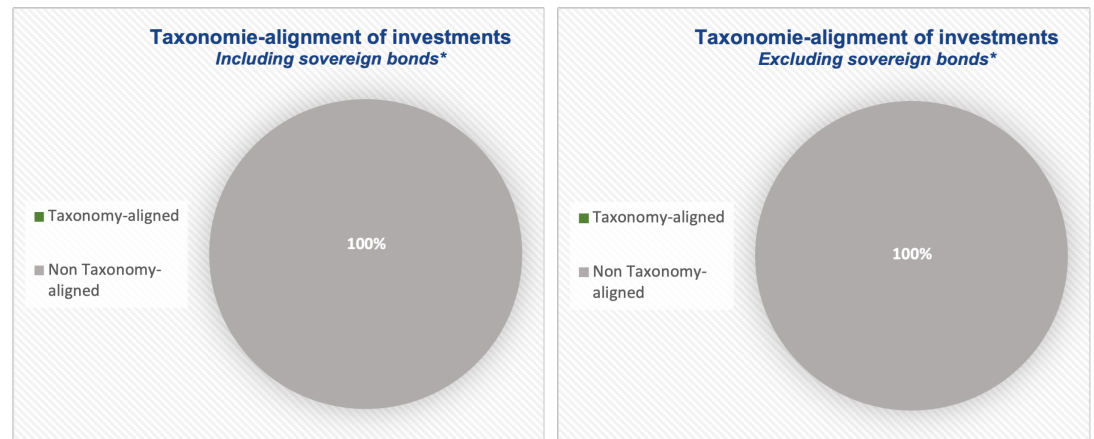
Not applicable



To what minimum extent are sustainable investments with an environmental objective aligned with the EU Taxonomy?

The financial product may invest in environmentally sustainable economic activities, however the investments of this financial product do not take into account the EU criteria for environmentally sustainable economic activities. The financial product commits to a 0% alignment with the European Taxonomy

The two graphs below show in green the minimum percentage of investments that are aligned with the EU Taxonomy. As there is no appropriate methodology to determine the Taxonomy-alignment of sovereign bonds*, the first graph shows the Taxonomy alignment in relation to all the investments of the financial product including sovereign bonds, while the second graph shows the Taxonomy alignment only in relation to the investments of the financial product other than sovereign bonds.



* For the purpose of these graphs, 'sovereign bonds' consist of all sovereign exposures.

- **What is the minimum share of investments in transitional and enabling activities ?**

Not applicable



- **What is the minimum share of sustainable investments with an environmental objective that are not aligned with the EU Taxonomy ?**

The minimum share of sustainable investments with an environmental objective that are not aligned with the EU taxonomy is 100%.



- **What is the minimum share of socially sustainable investments ?**

The minimum share of socially sustainable investments shall in total be at least 1% of the net assets of the Sub-Fund.



- **What investments are included under "#2 Other", what is their purpose and are there any minimum environmental or social safeguards ?**

Investments included in the "#2 Other" category of the financial product represent up to 10% of the investments and are forward financial instruments (derivatives) traded on regulated or organised markets, to expose and hedge the portfolio, cash, unrated issuers. Derivatives and cash have no environmental or social guarantees.



- **Is a specific index designated as a reference benchmark to determine whether this financial product is aligned with the environmental and/or social characteristics that it promotes ?**

Not applicable

- **How is the reference benchmark continuously aligned with each of the environmental or social characteristics promoted by the financial product ?**

Not applicable

- **How is the alignment of the investment strategy with the methodology of the index ensured on a continuous basis ?**

Not applicable

- **How does the designated index differ from a relevant broad market index ?**

Not applicable



are sustainable investments with an environmental objective that do not take into account the criteria for environmentally sustainable economic activities under the EU Taxonomy.

Reference benchmarks are indexes to measure whether the financial product attains the environmental or social characteristics that they promote.

- **Where can the methodology used for the calculation of the designated index be found ?**

Not applicable



Where can I find more product specific information online ?

More product-specific information can be found on the website :

More information on the management company's extra-financial approach can be found in the Transparency Code (I) and the SFDR Policy - Article 4 available on the management company's website (www.lfde.com / Responsible Investment section). In addition, further information on the fund and in particular its regulatory documentation is available on the management company's website (www.lfde.com / Funds section)

Template pre-contractual disclosure for the financial products referred to in Article 8, paragraphs 1, 2 and 2a, of Regulation (EU) 2019/2088 and Article 6, first paragraph, of Regulation (EU) 2020/852

Product name:

ECHQUIER SHORT TERM CREDIT

Legal entity identifier: 969500JUICQQSHQTN923

Environmental and/or social characteristics

Does this financial product have a sustainable investment objective?

☐ Yes

☒ No

☐ It will make a minimum of **sustainable investments with an environmental objective: %**

☐ in economic activities that qualify as environmentally sustainable under the EU Taxonomy

☐ in economic activities that do not qualify as environmentally sustainable under the EU Taxonomy

☐ It will make a minimum of **sustainable investments with a social objective: %**

☒ It **promotes Environmental/Social (E/S) characteristics** and while it does not have as its objective a sustainable investment, it will have a minimum proportion of 10% of sustainable investments

☐ with an environmental objective in economic activities that qualify as environmentally sustainable under the EU Taxonomy

☒ with an environmental objective in economic activities that do not qualify as environmentally sustainable under the EU Taxonomy

☒ with a social objective

☐ It promotes E/S characteristics, but **will not make any sustainable investments**

Sustainable investment

means an investment in an economic activity that contributes to an environmental or social objective, provided that the investment does not significantly harm any environmental or social objective and that the investee companies follow good governance practices.

The **EU Taxonomy** is a classification system laid down in Regulation (EU) 2020/852, establishing a list of **environmentally sustainable economic activities**. That Regulation does not include a list of socially sustainable economic activities. Sustainable investments with an environmental objective might be aligned with the Taxonomy or not.



What environmental and/or social characteristics are promoted by this financial product ?

The responsible investment strategy is based on ESG criteria highlighting the environmental and/or social characteristics promoted by this financial product, such as the reduction of the environmental impact of companies in terms of air pollution, the protection of biodiversity, the taking into account by companies of environmental risks... or the improvement of working conditions, the protection of employees, the fight against discrimination...

No specific index has been designated as a benchmark to determine whether the financial product is aligned with the environmental and/or social characteristics it promotes.

○ What sustainability indicators are used to measure the attainment of each of the environmental or social characteristics promoted by this financial product ?

For this financial product, the research on environmental and social criteria is carried out with the support of MSCI ESG Research, which has its own analysis framework. Their criteria are adapted to the sector and issues of each of the companies analysed. In the absence of MSCI ESG research available on certain companies, the analysis of environmental and social characteristics is then internalised in its entirety. The main sustainability indicators used to measure the achievement of each of the environmental or social characteristics promoted by the financial product are the following:

Environment :

Policy and actions: existence of an environmental roadmap (precise and dated objectives allowing evolution trends to be identified), choice of indicators for this roadmap, level of ambition of the company with regard to its environmental objectives, environmental actions implemented to achieve the objectives fixed, existence of an environmental management system and a policy to protect biodiversity.

Results: communication by the company on the results of its action plan (results presented over a long period and evolution trends), evolution of the main environmental ratios (water consumption, CO2 emissions, energy consumption, production and treatment of waste including plastic waste, use of chemical products, etc.) and investments made to reduce its environmental impact.

Suppliers: exposure of suppliers to environmental risks, degree of complexity of the supply chain, dependence on suppliers, monitoring of suppliers and support of suppliers towards better practices.

Environmental impact of products: positive or negative impact of products on the environment, eco-design approach, existence of product life cycle analyses, circular economy, green share of company turnover and end-of-life management of products.

Sustainability indicators

measure how the environmental or social characteristics promoted by the financial product are attained.

Social

Loyalty and progression: attractiveness of the employer brand, ability to recruit, employee satisfaction, employee loyalty policy, career management, training policy and employee retention potential.

Protection: anti-discrimination, diversity, health and safety protection for employees, respect for trade union rights, promotion and quality of social dialogue and support for employees in the event of restructuring.

Suppliers: exposure of suppliers to social risks, degree of complexity of the supply chain, dependence on suppliers, support of suppliers to improve practices and monitoring of suppliers.

Social impact of products: social impact of products for the customer and for society (e.g. avoided costs) and accessibility of products.

Relations with civil society: the company's philanthropic approach (including skills sponsorship), relations with local communities, customer satisfaction and participation in local sustainability initiatives

Also, in this financial product, an environmental performance indicator is monitored. This is the intensity of emissions induced by all scopes of the financial product (in comparison with its benchmark) according to the WACI (Weighted Average Carbon Intensity) methodology of Carbon4 Finance (see Transparency Code for more details on the methodology used).

○ ***What are the objectives of the sustainable investments that the financial product partially intends to make and how does the sustainable investment contribute to such objectives ?***

The sustainable investment objectives that the financial product aims to partially achieve are to contribute to the achievement of the United Nations Sustainable Development Goals (including the fight against climate change, the protection of biodiversity and the improvement of access to health in the world). To assess this positive contribution to society and the environment, the financial product uses the three impact scores developed internally by La Financière de l'Echiquier ("SDG Score" (focusing on 9 SDGs), the "Climate & Biodiversity Maturity Score" (MCB), the "AAAA Score" (focusing on access to health)) and an external score called the "MSCI SDG Score" built from MSCI ESG Research data.

If the issuer has a sufficient score on one of these four scores, it will be considered that its economic activity contributes to an environmental or social objective. Finally, in the event that none of the four impact scores mentioned above is available for a company (particularly in the case of a company not covered by MSCI), an analysis of the contribution to the SDGs will be carried out internally using the internal "SI SDG Score" (broader than the SDG Score because it focuses on 17 SDGs instead of 9).

These methodologies are detailed in the question "What investment strategy does this financial product follow?" if the financial product uses one of these impact scores.

○ ***How do the sustainable investments that the financial product partially intends to make, not cause significant harm to any environmental or social sustainable investment objective ?***

To ensure that the sustainable investments of the financial product will not significantly harm an environmental or social objective (DNSH), La Financière de l'Echiquier has defined a "DNSH" procedure for products with a sustainable investment objective, including :

- Sectoral and normative exclusions complementary to the extra-financial approach of the product (recalled below) and which make it possible to reduce its exposure to social and environmental prejudices: Tobacco, all types of armaments, non-conventional and non-controversial fossil fuels, gambling, pornography, alcohol, GMOs, palm oil and biocides,
- A consideration of the principal adverse impacts (PAI) of these investments on sustainability factors.

- ***How have the indicators for adverse impacts on sustainability factors been taken into account ?***

Regarding adverse impacts, this financial product takes into account 14 mandatory indicators from Table 1 of Annex I of the European Commission's Delegated Regulation (EU) 2022/1288, and also includes the following 2 additional indicators: investments in companies without carbon reduction initiatives and investments in issuers without a policy to prevent accidents at work. Their consideration is carried out within the various aspects of the management company's responsible investment approach: through the exclusion policy (sectoral and normative), the ESG analysis methodology, the various Impact scores, the measurement and monitoring of ESG performance indicators (carbon intensity, ESG controversy score) as below:

Principal adverse impacts

are the most significant negative impacts of investment decisions on sustainability factors relating to environmental, social and employee matters, respect for human rights anti-corruption and anti-bribery matters.

CLIMATE & ENVIRONNEMENT

- Scope 1, 2 and 3 greenhouse gas emissions by measuring and monitoring CO2 emissions and equivalents for all scopes (1, 2, 3),
- The carbon footprint, measured and monitored using the Carbon Impact Ratio methodology (ratio of saved emissions to induced emissions),
- The carbon intensity of invested companies (in tCO2e) calculated according to the intensity of induced emissions (WACI),
- The exposure of invested companies to fossil fuels taken into account in the ESG analysis,
- The share of non-renewable energy consumption and production taken into account in the ESG analysis,
- The intensity of energy consumption taken into account in the ESG analysis,
- Impact on biodiversity through ESG analysis and measurement of the biodiversity footprint
- Tons of priority substances discharged to water considered in the ESG analysis,
- Tonnes of dangerous waste taken into account in the ESG analysis,
- Investments in companies without carbon reduction initiatives in the ESG analysis (additional indicator).

SOCIAL, HUMAN RESOURCES, RESPECT FOR RIGHTS INCLUDING HUMAN RIGHTS

- The proportion of issuers implicated in violating the UN Global Compact or the OECD Guidelines, through MSCI ESG Research's normative exclusion policy and controversy monitoring,
- The proportion of investments in issuers without a compliance process and mechanism to monitor compliance with the UN Global Compact principles or the OECD Guidelines, through MSCI ESG Research's normative exclusion policy and controversy monitoring,
- The gender pay gap taken into account in the ESG analysis,
- Diversity on company boards in % of women according to the different legislations between countries and the level of voluntarism and proactivity of companies on the subject, taken into account in the ESG analysis,
- Exposure to controversial weapons (anti-personnel mines, cluster munitions, etc.) taken into account in the sectoral exclusion policy,
- Investments in issuers without an occupational accident prevention policy taken into account in the ESG analysis (additional indicator).

- How are the sustainable investments aligned with the OECD Guidelines for Multinational Enterprises and the UN Guiding Principles on Business and Human Rights?

Through the consideration of PAIs, and in particular the use of the following social PAIs, the investments of this financial product are in line with the principles mentioned:

- Violation of the UN Global Compact principles and the OECD Guidelines for Multinational Enterprises,
- Lack of processes and mechanisms for monitoring compliance with the UN Principles and the OECD Guidelines for Multinational Enterprises

Compliance with these PAIs is monitored through MSCI ESG Research's normative exclusion policy and controversy monitoring.

The EU Taxonomy sets out a "do not significant harm" principle by which Taxonomy-aligned investments should not significantly harm EU Taxonomy objectives and is accompanied by specific EU criteria. The "do no significant harm" principle applies only to those investments underlying the financial product that take into account the EU criteria for environmentally sustainable economic activities. The investments underlying the remaining portion of this financial product do not take into account the EU criteria for environmentally sustainable economic activities. Any other sustainable investments must also not significantly harm any environmental or social objectives.

Does this financial product consider principal adverse impacts on sustainability factors?

☒ Yes

☐ No

Regarding adverse impacts, this financial product takes into account 14 mandatory indicators from Table 1 of Annex I of the European Commission's Delegated Regulation (EU) 2022/1288, and also includes the following 2 additional indicators: investments in companies without carbon reduction initiatives and investments in issuers without a policy to prevent accidents at work. Their consideration is carried out within the various aspects of the management company's responsible investment approach: through the exclusion policy (sectoral and normative), the ESG analysis methodology, the various Impact scores, the measurement and monitoring of ESG performance indicators (carbon intensity, ESG controversy score) as below:

CLIMATE & ENVIRONNEMENT

- Scope 1, 2 and 3 greenhouse gas emissions by measuring and monitoring CO2 emissions and equivalents for all scopes (1, 2, 3),
- The carbon footprint, measured and monitored using the Carbon Impact Ratio methodology (ratio of saved emissions to induced emissions),
- The carbon intensity of invested companies (in tCO2e) calculated according to the intensity of induced emissions (WACI),
- The exposure of invested companies to fossil fuels taken into account in the ESG analysis,
- The share of non-renewable energy consumption and production taken into account in the ESG analysis,
- L'intensité de la consommation d'énergie prise en compte dans l'analyse ESG,
- Impact on biodiversity through ESG analysis and measurement of the biodiversity footprint
- Tons of priority substances discharged to water considered in the ESG analysis,
- Tonnes of dangerous waste taken into account in the ESG analysis,

ECHIQUIER SHORT TERM CREDIT - Annex SFDR article 8

The investment strategy guides investment decisions based on factors such as investment objectives and risk tolerance.



- Investments in companies without carbon reduction initiatives in the ESG analysis (additional indicator).

SOCIAL, HUMAN RESOURCES, RESPECT FOR RIGHTS INCLUDING HUMAN RIGHTS

- The proportion of issuers implicated in violating the UN Global Compact or the OECD Guidelines, through MSCI ESG Research's normative exclusion policy and controversy monitoring,
- The proportion of investments in issuers without a compliance process and mechanism to monitor compliance with the UN Global Compact principles or the OECD Guidelines, through MSCI ESG Research's normative exclusion policy and controversy monitoring,
- The gender pay gap taken into account in the ESG analysis,
- Diversity on company boards in % of women according to the different legislations between countries and the level of voluntarism and proactivity of companies on the subject, taken into account in the ESG analysis,
- Exposure to controversial weapons (anti-personnel mines, cluster munitions, etc.) taken into account in the sectoral exclusion policy,
- Investments in issuers without an occupational accident prevention policy taken into account in the ESG analysis (additional indicator).



Good governance practices include sound management structures, employee relations, remuneration of staff and tax compliance.

What investment strategy does this financial product follow ?

The financial product implements a financial strategy focused on investing in short to medium-term securities (bonds and debt securities). It also systematically integrates an extra-financial approach, although this is not a determining factor in investment decisions

The extra-financial approach integrated in the investment strategy of this financial product is the following:

- Sectoral and normative exclusions filter
- Recreational Cannabis, Tobacco Production, Controversial Arms under the Ottawa and Oslo Conventions, Thermal Coal, Companies with controversies considered very severe by MSCI ESG Research (including companies guilty of violating one or more of the ten principles of the United Nations Global Compact) and companies affected by the US Executive Order 13959 sanctions
- The ESG rating coverage of portfolio securities must be at least 90% at all times.
- The minimum ESG rating for each portfolio company must be greater than or equal to 4.0/10. To assess the minimum ESG rating, a number of ESG indicators are used as described in the question "What sustainability indicators are used to measure the attainment of each of the environmental or social characteristics promoted by the financial product? If an issuer's ESG rating is below this level, it is automatically excluded from the investable universe.
- Controversies are monitored on the basis of MSCI ESG Research and will result in a malus that can reduce the ESG rating by up to 1 point, and possibly exclude the stock if the ESG rating falls below the minimum rating (4.0/10). When the stock is not covered by MSCI ESG Research, the analysis is fully internalised and the controversy malus can be up to 2 points maximum. This malus only sanctions governance controversies. This difference is explained by the fact that MSCI ESG Research integrates and penalises, directly in its environmental and social ratings, any controversies that an issuer may have on these two dimensions. Also, if requested by LFDE's teams, the Ethics Committee has the power to decide to exclude a stock from the portfolios in the event of a serious controversy arising within a company held in one or more portfolios.
- The weighted average ESG rating of the portfolio must be greater than or equal to that of their investment universe.
- A minimum of 10% of investments (in net assets) in sustainable investments. To assess this positive contribution to society and the environment, the financial product uses the three impact scores developed internally by La Financière de l'Échiquier:

Score SDG This score defines the net contribution of companies to the SDGs. In our methodology, we measure this contribution according to two scores. First, the Solutions Score, which is based on the analysis of products and services. Among the 17 SDGs, 9 business-oriented SDGs were selected (3, 4, 6, 7, 8, 9, 11, 12, 16). For each of them, we have mapped the activities that contribute positively and those that contribute negatively. The distribution of the company's turnover in these activities gives a Net Score out of 100. Secondly, the Initiatives Score which is based on the analysis of the company's social and environmental practices. The objective of this score is to value the advanced social and environmental practices of companies contributing to the SDGs and to penalise practices that contribute negatively to one or more SDGs. LFDE has mapped these practices for each of the 17 SDGs. From these two scores, the contribution of companies to the SDGs is assigned to the targets of each SDG. The average of the Solutions score and the Initiatives score gives an SDG score out of 100. Companies need to achieve an SDO score of 25/100 and a Solutions score of 20/100 to ensure that they are making a positive environmental and/or social contribution.

Climate & Biodiversity Maturity Score (MCB) : This score determines the level of maturity of companies in taking into account the climate and biodiversity issues they face and will face in the future. The MCB score is composed of 3 or 4 pillars (Governance, Climate, Biodiversity, Just Transition) depending on the impact of the company on biodiversity, to which is added a malus linked to environmental controversies. Companies must obtain a minimum MCB score of 40% to ensure that they are taking climate change and biodiversity decline seriously in their strategy and therefore making a positive environmental contribution

AAAA score : This score defines a company's contribution through its products and services to at least one of the four dimensions of access to health (Availability, Geographical Accessibility, Financial Accessibility, Acceptability) inspired by the work of the World Health Organisation (WHO) on the subject. Companies must contribute at least 20% of their revenue to at least one of the four dimensions without significantly harming these issues (Do No Significant Harm). Companies must obtain an AAAA score of 20% and pass the DNSH filter to ensure their positive social contribution

A score constructed internally from MSCI ESG Research data:

MSCI SDG score : This score identifies companies that contribute positively through their products and services and/or their operations to the achievement of at least one of the 17 SDGs. This contribution is measured using three scores ("PRODUCT", "OPERATIONAL", "NET") provided by MSCI ESG Research. Each of these scores ranges from -10 to +10. To determine the positive contribution to at least one of the 17 SDGs, the company must validate two steps. Firstly, it must have between 10% and 25% of its turnover contributing to an SDG ("PRODUCT" score greater than or equal to +5, considered as aligned or very aligned according to MSCI) and/or have its operations considered as aligned or very aligned with the achievement of this same SDG ("OPERATIONAL" score greater than or equal to +5 according to MSCI) On the other hand, the average of these two scores (NET Score according to MSCI) must be greater than or equal to +2.5 in order to ensure their positive environmental and/or social contribution

In the event that none of the four impact scores listed above are available for a company, we have developed the following impact score internally:

SI SDG Score This score defines the net contribution of companies to the SDGs. It is constructed in the same way as the SDG Score presented above, except that the Solutions Score covers all 17 SDGs (instead of 9). Companies must obtain an SDG score of 25/100 and a Solutions score of 20/100 to ensure that they are making a positive environmental and/or social contribution.

More information on our impact methodologies can be found in the Transparency Code available on the management company's website (www.lfde.com / Responsible Investment section).

○ ***What are the binding elements of the investment strategy used to select the investments to attain each of the environmental or social characteristics promoted by this financial product ?***

As detailed above, the filter of sector and normative exclusions and the minimum ESG rating of each company in the portfolio (4.0/10) are constraining elements of the investment strategy used to select investments as they reduce the investment universe.

○ ***What is the committed minimum rate to reduce the scope of the investments considered prior to the application of that investment strategy ?***

The sector and normative exclusion filters and the minimum ESG rating of 4.0/10 reduce the investment universe.

○ ***What is the policy to assess good governance practices of the investee companies?***

The policy for assessing the good governance practices of the companies benefiting from the investments is as follows: the Governance rating represents approximately 60% of the global ESG rating. This is a historical bias of La Financière de l'Echiquier, which has attached particular importance to this aspect since its creation. This conviction is reinforced by the fact that all ESG analyses produced by La Financière de l'Echiquier benefit from a governance rating carried out entirely in-house. The governance criteria assessed are

• **Competences of the management team :**

- **For the CEO :** legitimacy in the business, track record, managerial capacity, leadership and structure of the remuneration scheme
- **For the executive committee :** composition, diversity, relevance of the functions represented and commitment on CSR issues
- **Checks and balances :** sources of checks and balances within the Board, anticipation of the succession of the CEO, matching the profiles of directors with the needs of the company, male/female diversity of the Board, geographical diversity, availability and involvement of directors.
- **Respect for minority shareholders :** interest for the company to be listed, anti-takeover mechanisms and transparency of financial information.
- **Evaluation of ESG risks :** identification and management of extra-financial risks, the fight against corruption and responsible taxation, the quality of the company's CSR reporting and discourse, and the positive dynamics of progress on ESG aspects.

An analysis on governance controversies is carried out during the ESG analysis of companies, which can directly impact the ESG rating through a maximum malus of 1 point. When the stock is not covered by MSCI ESG Research, the analysis is fully internalised and the controversy malus can be up to 2 points maximum

Asset allocation describes the share of investments in specific assets.



What is the asset allocation planned for this financial product?

Taxonomy-aligned activities are expressed as a share of:

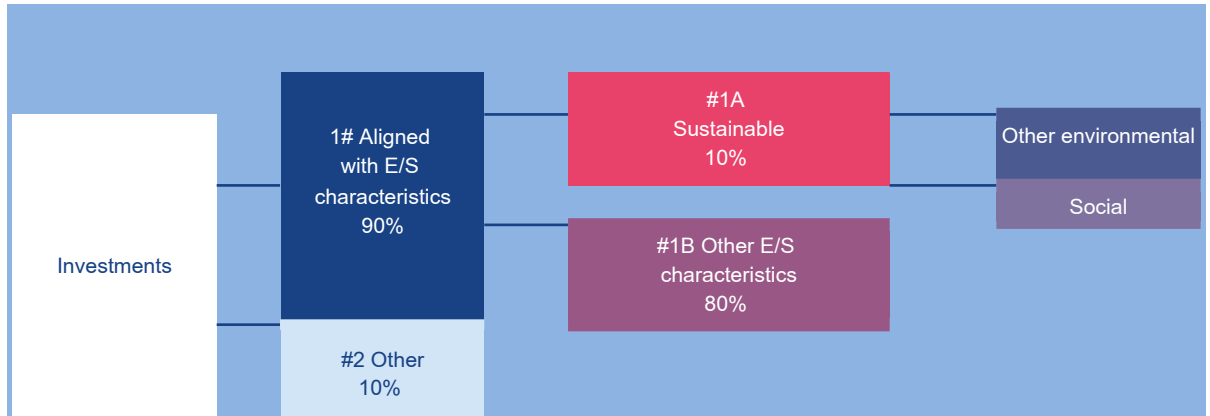
- **turnover** reflecting the share of revenue from green activities of investee companies
- **capital expenditure** (CapEx) showing the green investments made by investee companies, e.g. for a transition to a green economy.
- **operational expenditure** (OpEx) reflecting green operational activities of investee companies.

The financial product invests at least 90% of its net assets in assets that have been determined as “eligible” as per the ESG process in place (hence in investments that are aligned with the promoted environmental and social characteristics (#1 Aligned with E/S characteristics))

Up to 10% of the investments are not aligned with these characteristics (#2 Other).

The financial product invests at least 10% of its net assets in assets that have been determined as sustainable investment (#1A Sustainable)

A more detailed description of the specific asset allocation of this financial product can be found in its prospectus.



#1 Aligned with E/S characteristics includes the investments of the financial product used to attain the environmental or social characteristics promoted by the financial product.

#2 Other includes the remaining investments of the financial product which are neither aligned with the environmental or social characteristics, nor are qualified as sustainable investments.

The category **#1 Aligned with E/S characteristics** covers:

- The sub-category **#1A Sustainable** covers sustainable investments with environmental or social objectives.
- The sub-category **#1B Other E/S characteristics** covers investments aligned with the environmental or social characteristics that do not qualify as sustainable investments.

Enabling activities directly enable other activities to make a substantial contribution to an environmental objective.

Transitional activities are activities for which low-carbon alternatives are not yet available and among others have greenhouse gas emission levels corresponding to the best performance.

○ How does the use of derivatives attain the environmental or social characteristics promoted by the financial product ?

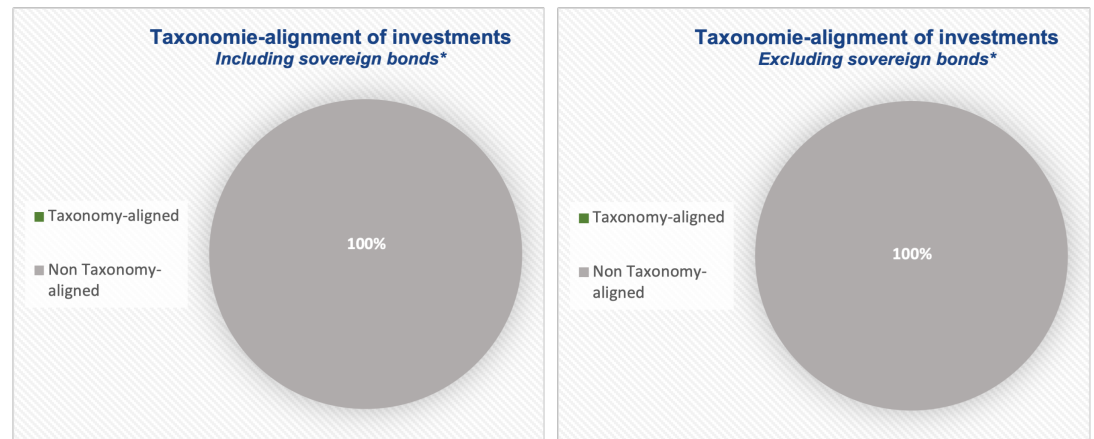
Not applicable



To what minimum extent are sustainable investments with an environmental objective aligned with the EU Taxonomy?

The financial product may invest in environmentally sustainable economic activities, however the investments of this financial product do not take into account the EU criteria for environmentally sustainable economic activities. The financial product commits to a 0% alignment with the European Taxonomy

The two graphs below show in green the minimum percentage of investments that are aligned with the EU Taxonomy. As there is no appropriate methodology to determine the Taxonomy-alignment of sovereign bonds*, the first graph shows the Taxonomy alignment in relation to all the investments of the financial product including sovereign bonds, while the second graph shows the Taxonomy alignment only in relation to the investments of the financial product other than sovereign bonds.



* For the purpose of these graphs, 'sovereign bonds' consist of all sovereign exposures.

- **What is the minimum share of investments in transitional and enabling activities ?**

Not applicable

 are sustainable investments with an environmental objective that do not take into account the criteria for environmentally sustainable economic activities under the EU Taxonomy.



- **What is the minimum share of sustainable investments with an environmental objective that are not aligned with the EU Taxonomy ?**

The minimum share of sustainable investments with an environmental objective that are not aligned with the EU taxonomy is 100%.



- **What is the minimum share of socially sustainable investments ?**

The minimum share of socially sustainable investments shall in total be at least 1% of the net assets of the Sub-Fund.



- **What investments are included under "#2 Other", what is their purpose and are there any minimum environmental or social safeguards ?**

Investments included in the "#2 Other" category of the financial product represent up to 10% of the investments and are forward financial instruments (derivatives) traded on regulated or organised markets, to expose and hedge the portfolio, cash, unrated issuers. Derivatives and cash have no environmental or social guarantees.



- **Is a specific index designated as a reference benchmark to determine whether this financial product is aligned with the environmental and/or social characteristics that it promotes ?**

Not applicable

- **How is the reference benchmark continuously aligned with each of the environmental or social characteristics promoted by the financial product ?**

Not applicable

- **How is the alignment of the investment strategy with the methodology of the index ensured on a continuous basis ?**

Not applicable

- **How does the designated index differ from a relevant broad market index ?**

Not applicable

Reference benchmarks are indexes to measure whether the financial product attains the environmental or social characteristics that they promote.

- ***Where can the methodology used for the calculation of the designated index be found ?***

Not applicable



Where can I find more product specific information online ?

More product-specific information can be found on the website :

More information on the management company's extra-financial approach can be found in the Transparency Code (I) and the SFDR Policy - Article 4 available on the management company's website (www.lfde.com / Responsible Investment section). In addition, further information on the fund and in particular its regulatory documentation is available on the management company's website (www.lfde.com / Funds section)

Template pre-contractual disclosure for the financial products referred to in Article 8, paragraphs 1, 2 and 2a, of Regulation (EU) 2019/2088 and Article 6, first paragraph, of Regulation (EU) 2020/852

Product name:

ECHQUIER WORLD NEXT LEADERS

Legal entity identifier: 969500LHCDRBP66RN343

Environmental and/or social characteristics

Does this financial product have a sustainable investment objective?

☐ Yes

☒ No

☐ It will make a minimum of **sustainable investments with an environmental objective: %**

☐ in economic activities that qualify as environmentally sustainable under the EU Taxonomy

☐ in economic activities that do not qualify as environmentally sustainable under the EU Taxonomy

☐ It will make a minimum of **sustainable investments with a social objective: %**

☒ It **promotes Environmental/Social (E/S) characteristics** and while it does not have as its objective a sustainable investment, it will have a minimum proportion of 10% of sustainable investments

☐ with an environmental objective in economic activities that qualify as environmentally sustainable under the EU Taxonomy

☒ with an environmental objective in economic activities that do not qualify as environmentally sustainable under the EU Taxonomy

☒ with a social objective

☐ It promotes E/S characteristics, but **will not make any sustainable investments**

Sustainable investment

means an investment in an economic activity that contributes to an environmental or social objective, provided that the investment does not significantly harm any environmental or social objective and that the investee companies follow good governance practices.

The **EU Taxonomy** is a classification system laid down in Regulation (EU) 2020/852, establishing a list of **environmentally sustainable economic activities**. That Regulation does not include a list of socially sustainable economic activities. Sustainable investments with an environmental objective might be aligned with the Taxonomy or not.



What environmental and/or social characteristics are promoted by this financial product ?

The responsible investment strategy is based on ESG criteria highlighting the environmental and/or social characteristics promoted by this financial product, such as the reduction of the environmental impact of companies in terms of air pollution, the protection of biodiversity, the taking into account by companies of environmental risks... or the improvement of working conditions, the protection of employees, the fight against discrimination...

No specific index has been designated as a benchmark to determine whether the financial product is aligned with the environmental and/or social characteristics it promotes.

○ What sustainability indicators are used to measure the attainment of each of the environmental or social characteristics promoted by this financial product ?

For this financial product, the research on environmental and social criteria is carried out with the support of MSCI ESG Research, which has its own analysis framework. Their criteria are adapted to the sector and issues of each of the companies analysed. In the absence of MSCI ESG research available on certain companies, the analysis of environmental and social characteristics is then internalised in its entirety. The main sustainability indicators used to measure the achievement of each of the environmental or social characteristics promoted by the financial product are the following:

Environment :

Policy and actions: existence of an environmental roadmap (precise and dated objectives allowing evolution trends to be identified), choice of indicators for this roadmap, level of ambition of the company with regard to its environmental objectives, environmental actions implemented to achieve the objectives fixed, existence of an environmental management system and a policy to protect biodiversity.

Results: communication by the company on the results of its action plan (results presented over a long period and evolution trends), evolution of the main environmental ratios (water consumption, CO2 emissions, energy consumption, production and treatment of waste including plastic waste, use of chemical products, etc.) and investments made to reduce its environmental impact.

Suppliers: exposure of suppliers to environmental risks, degree of complexity of the supply chain, dependence on suppliers, monitoring of suppliers and support of suppliers towards better practices.

Environmental impact of products: positive or negative impact of products on the environment, eco-design approach, existence of product life cycle analyses, circular economy, green share of company turnover and end-of-life management of products.

Sustainability indicators

measure how the environmental or social characteristics promoted by the financial product are attained.

Social

Loyalty and progression: attractiveness of the employer brand, ability to recruit, employee satisfaction, employee loyalty policy, career management, training policy and employee retention potential.

Protection: anti-discrimination, diversity, health and safety protection for employees, respect for trade union rights, promotion and quality of social dialogue and support for employees in the event of restructuring.

Suppliers: exposure of suppliers to social risks, degree of complexity of the supply chain, dependence on suppliers, support of suppliers to improve practices and monitoring of suppliers.

Social impact of products: social impact of products for the customer and for society (e.g. avoided costs) and accessibility of products.

Relations with civil society: the company's philanthropic approach (including skills sponsorship), relations with local communities, customer satisfaction and participation in local sustainability initiatives

Also, in this financial product, an environmental performance indicator is monitored. This is the intensity of emissions induced by all scopes of the financial product (in comparison with its benchmark) according to the WACI (Weighted Average Carbon Intensity) methodology of Carbon4 Finance (see Transparency Code for more details on the methodology used).

○ ***What are the objectives of the sustainable investments that the financial product partially intends to make and how does the sustainable investment contribute to such objectives ?***

The sustainable investment objectives that the financial product aims to partially achieve are to contribute to the achievement of the United Nations Sustainable Development Goals (including the fight against climate change, the protection of biodiversity and the improvement of access to health in the world). To assess this positive contribution to society and the environment, the financial product uses the three impact scores developed internally by La Financière de l'Echiquier ("SDG Score" (focusing on 9 SDGs), the "Climate & Biodiversity Maturity Score" (MCB), the "AAAA Score" (focusing on access to health)) and an external score called the "MSCI SDG Score" built from MSCI ESG Research data.

If the issuer has a sufficient score on one of these four scores, it will be considered that its economic activity contributes to an environmental or social objective. Finally, in the event that none of the four impact scores mentioned above is available for a company (particularly in the case of a company not covered by MSCI), an analysis of the contribution to the SDGs will be carried out internally using the internal "SI SDG Score" (broader than the SDG Score because it focuses on 17 SDGs instead of 9).

These methodologies are detailed in the question "What investment strategy does this financial product follow?" if the financial product uses one of these impact scores.

○ ***How do the sustainable investments that the financial product partially intends to make, not cause significant harm to any environmental or social sustainable investment objective ?***

To ensure that the sustainable investments of the financial product will not significantly harm an environmental or social objective (DNSH), La Financière de l'Echiquier has defined a "DNSH" procedure for products with a sustainable investment objective, including :

- Sectoral and normative exclusions complementary to the extra-financial approach of the product (recalled below) and which make it possible to reduce its exposure to social and environmental prejudices: Tobacco, all types of armaments, non-conventional and non-controversial fossil fuels, gambling, pornography, alcohol, GMOs, palm oil and biocides,
- A consideration of the principal adverse impacts (PAI) of these investments on sustainability factors.

- ***How have the indicators for adverse impacts on sustainability factors been taken into account ?***

Regarding adverse impacts, this financial product takes into account 14 mandatory indicators from Table 1 of Annex I of the European Commission's Delegated Regulation (EU) 2022/1288, and also includes the following 2 additional indicators: investments in companies without carbon reduction initiatives and investments in issuers without a policy to prevent accidents at work. Their consideration is carried out within the various aspects of the management company's responsible investment approach: through the exclusion policy (sectoral and normative), the ESG analysis methodology, the various Impact scores, the measurement and monitoring of ESG performance indicators (carbon intensity, ESG controversy score) as below:

Principal adverse impacts

are the most significant negative impacts of investment decisions on sustainability factors relating to environmental, social and employee matters, respect for human rights anti-corruption and anti-bribery matters.

CLIMATE & ENVIRONNEMENT

- Scope 1, 2 and 3 greenhouse gas emissions by measuring and monitoring CO2 emissions and equivalents for all scopes (1, 2, 3),
- The carbon footprint, measured and monitored using the Carbon Impact Ratio methodology (ratio of saved emissions to induced emissions),
- The carbon intensity of invested companies (in tCO2e) calculated according to the intensity of induced emissions (WACI),
- The exposure of invested companies to fossil fuels taken into account in the ESG analysis,
- The share of non-renewable energy consumption and production taken into account in the ESG analysis,
- The intensity of energy consumption taken into account in the ESG analysis,
- Impact on biodiversity through ESG analysis and measurement of the biodiversity footprint
- Tons of priority substances discharged to water considered in the ESG analysis,
- Tonnes of dangerous waste taken into account in the ESG analysis,
- Investments in companies without carbon reduction initiatives in the ESG analysis (additional indicator).

SOCIAL, HUMAN RESOURCES, RESPECT FOR RIGHTS INCLUDING HUMAN RIGHTS

- The proportion of issuers implicated in violating the UN Global Compact or the OECD Guidelines, through MSCI ESG Research's normative exclusion policy and controversy monitoring,
- The proportion of investments in issuers without a compliance process and mechanism to monitor compliance with the UN Global Compact principles or the OECD Guidelines, through MSCI ESG Research's normative exclusion policy and controversy monitoring,
- The gender pay gap taken into account in the ESG analysis,
- Diversity on company boards in % of women according to the different legislations between countries and the level of voluntarism and proactivity of companies on the subject, taken into account in the ESG analysis,
- Exposure to controversial weapons (anti-personnel mines, cluster munitions, etc.) taken into account in the sectoral exclusion policy,
- Investments in issuers without an occupational accident prevention policy taken into account in the ESG analysis (additional indicator).

- How are the sustainable investments aligned with the OECD Guidelines for Multinational Enterprises and the UN Guiding Principles on Business and Human Rights?

Through the consideration of PAIs, and in particular the use of the following social PAIs, the investments of this financial product are in line with the principles mentioned:

- Violation of the UN Global Compact principles and the OECD Guidelines for Multinational Enterprises,
- Lack of processes and mechanisms for monitoring compliance with the UN Principles and the OECD Guidelines for Multinational Enterprises

Compliance with these PAIs is monitored through MSCI ESG Research's normative exclusion policy and controversy monitoring.

The EU Taxonomy sets out a "do not significant harm" principle by which Taxonomy-aligned investments should not significantly harm EU Taxonomy objectives and is accompanied by specific EU criteria. The "do no significant harm" principle applies only to those investments underlying the financial product that take into account the EU criteria for environmentally sustainable economic activities. The investments underlying the remaining portion of this financial product do not take into account the EU criteria for environmentally sustainable economic activities. Any other sustainable investments must also not significantly harm any environmental or social objectives.

Does this financial product consider principal adverse impacts on sustainability factors?

☒ Yes

☐ No

Regarding adverse impacts, this financial product takes into account 14 mandatory indicators from Table 1 of Annex I of the European Commission's Delegated Regulation (EU) 2022/1288, and also includes the following 2 additional indicators: investments in companies without carbon reduction initiatives and investments in issuers without a policy to prevent accidents at work. Their consideration is carried out within the various aspects of the management company's responsible investment approach: through the exclusion policy (sectoral and normative), the ESG analysis methodology, the various Impact scores, the measurement and monitoring of ESG performance indicators (carbon intensity, ESG controversy score) as below:

CLIMATE & ENVIRONNEMENT

- Scope 1, 2 and 3 greenhouse gas emissions by measuring and monitoring CO2 emissions and equivalents for all scopes (1, 2, 3),
- The carbon footprint, measured and monitored using the Carbon Impact Ratio methodology (ratio of saved emissions to induced emissions),
- The carbon intensity of invested companies (in tCO2e) calculated according to the intensity of induced emissions (WACI),
- The exposure of invested companies to fossil fuels taken into account in the ESG analysis,
- The share of non-renewable energy consumption and production taken into account in the ESG analysis,
- L'intensité de la consommation d'énergie prise en compte dans l'analyse ESG,
- Impact on biodiversity through ESG analysis and measurement of the biodiversity footprint
- Tons of priority substances discharged to water considered in the ESG analysis,
- Tonnes of dangerous waste taken into account in the ESG analysis,

ECHQUIER WORLD NEXT LEADERS - Annex SFDR article 8

The investment strategy guides investment decisions based on factors such as investment objectives and risk tolerance.



- Investments in companies without carbon reduction initiatives in the ESG analysis (additional indicator).

SOCIAL, HUMAN RESOURCES, RESPECT FOR RIGHTS INCLUDING HUMAN RIGHTS

- The proportion of issuers implicated in violating the UN Global Compact or the OECD Guidelines, through MSCI ESG Research's normative exclusion policy and controversy monitoring,
- The proportion of investments in issuers without a compliance process and mechanism to monitor compliance with the UN Global Compact principles or the OECD Guidelines, through MSCI ESG Research's normative exclusion policy and controversy monitoring,
- The gender pay gap taken into account in the ESG analysis,
- Diversity on company boards in % of women according to the different legislations between countries and the level of voluntarism and proactivity of companies on the subject, taken into account in the ESG analysis,
- Exposure to controversial weapons (anti-personnel mines, cluster munitions, etc.) taken into account in the sectoral exclusion policy,
- Investments in issuers without an occupational accident prevention policy taken into account in the ESG analysis (additional indicator).



Good governance practices include sound management structures, employee relations, remuneration of staff and tax compliance.

What investment strategy does this financial product follow ?

The financial product implements a financial strategy based on investing in international equities of all capitalisations, more specifically in companies considered by the management team to be innovative and emerging global leaders in traditional or emerging sectors. It also systematically integrates an extra-financial approach, although this is not a determining factor in investment decisions.

The extra-financial approach integrated in the investment strategy of this financial product is the following:

- Sectoral and normative exclusions filter
- Recreational Cannabis, Tobacco Production, Controversial Arms under the Ottawa and Oslo Conventions, Thermal Coal, Companies with controversies considered very severe by MSCI ESG Research (including companies guilty of violating one or more of the ten principles of the United Nations Global Compact) and companies affected by the US Executive Order 13959 sanctions
- The ESG rating coverage of portfolio securities must be at least 90% at all times.
- The minimum ESG rating for each portfolio company must be greater than or equal to 4.0/10. To assess the minimum ESG rating, a number of ESG indicators are used as described in the question "What sustainability indicators are used to measure the attainment of each of the environmental or social characteristics promoted by the financial product? If an issuer's ESG rating is below this level, it is automatically excluded from the investable universe.
- Controversies are monitored on the basis of MSCI ESG Research and will result in a malus that can reduce the ESG rating by up to 1 point, and possibly exclude the stock if the ESG rating falls below the minimum rating (4.0/10). When the stock is not covered by MSCI ESG Research, the analysis is fully internalised and the controversy malus can be up to 2 points maximum. This malus only sanctions governance controversies. This difference is explained by the fact that MSCI ESG Research integrates and penalises, directly in its environmental and social ratings, any controversies that an issuer may have on these two dimensions. Also, if requested by LFDE's teams, the Ethics Committee has the power to decide to exclude a stock from the portfolios in the event of a serious controversy arising within a company held in one or more portfolios.
- The weighted average ESG rating of the portfolio must be greater than or equal to that of their investment universe.
- A minimum of 10% of investments (in net assets) in sustainable investments. To assess this positive contribution to society and the environment, the financial product uses the three impact scores developed internally by La Financière de l'Échiquier:

Score SDG This score defines the net contribution of companies to the SDGs. In our methodology, we measure this contribution according to two scores. First, the Solutions Score, which is based on the analysis of products and services. Among the 17 SDGs, 9 business-oriented SDGs were selected (3, 4, 6, 7, 8, 9, 11, 12, 16). For each of them, we have mapped the activities that contribute positively and those that contribute negatively. The distribution of the company's turnover in these activities gives a Net Score out of 100. Secondly, the Initiatives Score which is based on the analysis of the company's social and environmental practices. The objective of this score is to value the advanced social and environmental practices of companies contributing to the SDGs and to penalise practices that contribute negatively to one or more SDGs. LFDE has mapped these practices for each of the 17 SDGs. From these two scores, the contribution of companies to the SDGs is assigned to the targets of each SDG. The average of the Solutions score and the Initiatives score gives an SDG score out of 100. Companies need to achieve an SDO score of 25/100 and a Solutions score of 20/100 to ensure that they are making a positive environmental and/or social contribution.

Climate & Biodiversity Maturity Score (MCB) : This score determines the level of maturity of companies in taking into account the climate and biodiversity issues they face and will face in the future. The MCB score is composed of 3 or 4 pillars (Governance, Climate, Biodiversity, Just Transition) depending on the impact of the company on biodiversity, to which is added a malus linked to environmental controversies. Companies must obtain a minimum MCB score of 40% to ensure that they are taking climate change and biodiversity decline seriously in their strategy and therefore making a positive environmental contribution.

AAAA score : This score defines a company's contribution through its products and services to at least one of the four dimensions of access to health (Availability, Geographical Accessibility, Financial Accessibility, Acceptability) inspired by the work of the World Health Organisation (WHO) on the subject. Companies must contribute at least 20% of their revenue to at least one of the four dimensions without significantly harming these issues (Do No Significant Harm). Companies must obtain an AAAA score of 20% and pass the DNSH filter to ensure their positive social contribution

A score constructed internally from MSCI ESG Research data:

MSCI SDG score : This score identifies companies that contribute positively through their products and services and/or their operations to the achievement of at least one of the 17 SDGs. This contribution is measured using three scores ("PRODUCT", "OPERATIONAL", "NET") provided by MSCI ESG Research. Each of these scores ranges from -10 to +10. To determine the positive contribution to at least one of the 17 SDGs, the company must validate two steps. Firstly, it must have between 10% and 25% of its turnover contributing to an SDG ("PRODUCT" score greater than or equal to +5, considered as aligned or very aligned according to MSCI) and/or have its operations considered as aligned or very aligned with the achievement of this same SDG ("OPERATIONAL" score greater than or equal to +5 according to MSCI) On the other hand, the average of these two scores (NET Score according to MSCI) must be greater than or equal to +2.5 in order to ensure their positive environmental and/or social contribution

In the event that none of the four impact scores listed above are available for a company, we have developed the following impact score internally:

SI SDG Score This score defines the net contribution of companies to the SDGs. It is constructed in the same way as the SDG Score presented above, except that the Solutions Score covers all 17 SDGs (instead of 9). Companies must obtain an SDG score of 25/100 and a Solutions score of 20/100 to ensure that they are making a positive environmental and/or social contribution.

More information on our impact methodologies can be found in the Transparency Code available on the management company's website (www.lfde.com / Responsible Investment section).

○ ***What are the binding elements of the investment strategy used to select the investments to attain each of the environmental or social characteristics promoted by this financial product ?***

As detailed above, the filter of sector and normative exclusions and the minimum ESG rating of each company in the portfolio (4.0/10) are constraining elements of the investment strategy used to select investments as they reduce the investment universe.

○ ***What is the committed minimum rate to reduce the scope of the investments considered prior to the application of that investment strategy ?***

The sector and normative exclusion filters and the minimum ESG rating of 4.0/10 reduce the investment universe.

○ ***What is the policy to assess good governance practices of the investee companies?***

The policy for assessing the good governance practices of the companies benefiting from the investments is as follows: the Governance rating represents approximately 60% of the global ESG rating. This is a historical bias of La Financière de l'Echiquier, which has attached particular importance to this aspect since its creation. This conviction is reinforced by the fact that all ESG analyses produced by La Financière de l'Echiquier benefit from a governance rating carried out entirely in-house. The governance criteria assessed are

• **Competences of the management team :**

- **For the CEO :** legitimacy in the business, track record, managerial capacity, leadership and structure of the remuneration scheme
- **For the executive committee :** composition, diversity, relevance of the functions represented and commitment on CSR issues
- **Checks and balances :** sources of checks and balances within the Board, anticipation of the succession of the CEO, matching the profiles of directors with the needs of the company, male/female diversity of the Board, geographical diversity, availability and involvement of directors.
- **Respect for minority shareholders :** interest for the company to be listed, anti-takeover mechanisms and transparency of financial information.
- **Evaluation of ESG risks :** identification and management of extra-financial risks, the fight against corruption and responsible taxation, the quality of the company's CSR reporting and discourse, and the positive dynamics of progress on ESG aspects.

An analysis on governance controversies is carried out during the ESG analysis of companies, which can directly impact the ESG rating through a maximum malus of 1 point. When the stock is not covered by MSCI ESG Research, the analysis is fully internalised and the controversy malus can be up to 2 points maximum

Asset allocation describes the share of investments in specific assets.



What is the asset allocation planned for this financial product?

Taxonomy-aligned activities are expressed as a share of:

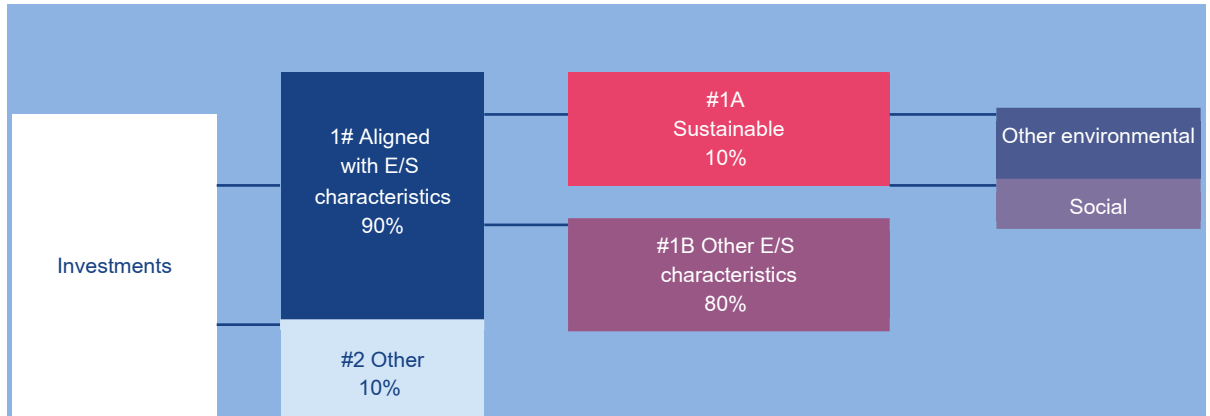
- **turnover** reflecting the share of revenue from green activities of investee companies
- **capital expenditure** (CapEx) showing the green investments made by investee companies, e.g. for a transition to a green economy.
- **operational expenditure** (OpEx) reflecting green operational activities of investee companies.

The financial product invests at least 90% of its net assets in assets that have been determined as “eligible” as per the ESG process in place (hence in investments that are aligned with the promoted environmental and social characteristics (#1 Aligned with E/S characteristics)

Up to 10% of the investments are not aligned with these characteristics (#2 Other).

The financial product invests at least 10% of its net assets in assets that have been determined as sustainable investment (#1A Sustainable)

A more detailed description of the specific asset allocation of this financial product can be found in its prospectus.



Enabling activities directly enable other activities to make a substantial contribution to an environmental objective.

Transitional activities are activities for which low-carbon alternatives are not yet available and among others have greenhouse gas emission levels corresponding to the best performance.

#1 Aligned with E/S characteristics includes the investments of the financial product used to attain the environmental or social characteristics promoted by the financial product.

#2 Other includes the remaining investments of the financial product which are neither aligned with the environmental or social characteristics, nor are qualified as sustainable investments.

The category **#1 Aligned with E/S characteristics** covers:

- The sub-category **#1A Sustainable** covers sustainable investments with environmental or social objectives.
- The sub-category **#1B Other E/S characteristics** covers investments aligned with the environmental or social characteristics that do not qualify as sustainable investments.

○ How does the use of derivatives attain the environmental or social characteristics promoted by the financial product ?

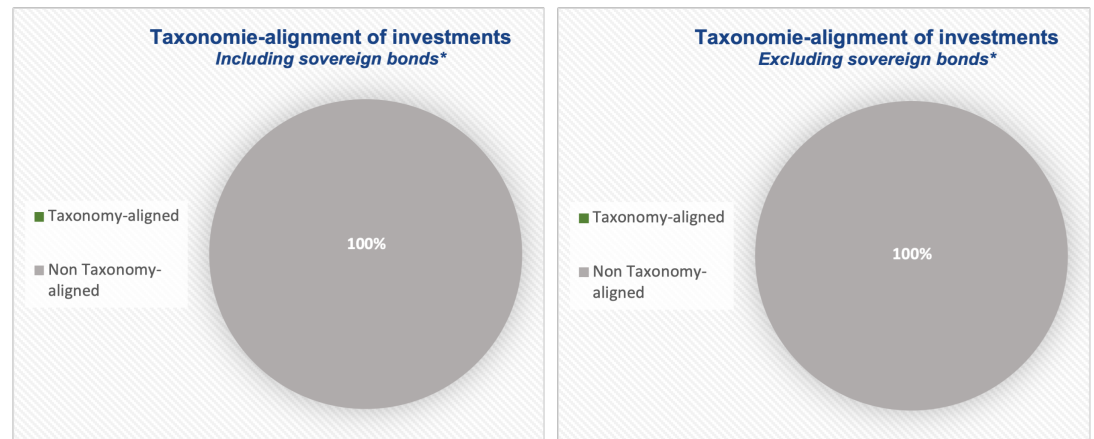
Not applicable



To what minimum extent are sustainable investments with an environmental objective aligned with the EU Taxonomy?

The financial product may invest in environmentally sustainable economic activities, however the investments of this financial product do not take into account the EU criteria for environmentally sustainable economic activities. The financial product commits to a 0% alignment with the European Taxonomy

The two graphs below show in green the minimum percentage of investments that are aligned with the EU Taxonomy. As there is no appropriate methodology to determine the Taxonomy-alignment of sovereign bonds*, the first graph shows the Taxonomy alignment in relation to all the investments of the financial product including sovereign bonds, while the second graph shows the Taxonomy alignment only in relation to the investments of the financial product other than sovereign bonds.



* For the purpose of these graphs, 'sovereign bonds' consist of all sovereign exposures.

- **What is the minimum share of investments in transitional and enabling activities ?**

Not applicable

 are sustainable investments with an environmental objective that do not take into account the criteria for environmentally sustainable economic activities under the EU Taxonomy.



- What is the minimum share of sustainable investments with an environmental objective that are not aligned with the EU Taxonomy ?**

The minimum share of sustainable investments with an environmental objective that are not aligned with the EU taxonomy is 100%.



- What is the minimum share of socially sustainable investments ?**

The minimum share of socially sustainable investments shall in total be at least 1% of the net assets of the Sub-Fund.



- What investments are included under "#2 Other", what is their purpose and are there any minimum environmental or social safeguards ?**

Investments included in the "#2 Other" category of the financial product represent up to 10% of the investments and are forward financial instruments (derivatives) traded on regulated or organised markets, to expose and hedge the portfolio, cash, unrated issuers. Derivatives and cash have no environmental or social guarantees.



- Is a specific index designated as a reference benchmark to determine whether this financial product is aligned with the environmental and/or social characteristics that it promotes ?**

Not applicable

- **How is the reference benchmark continuously aligned with each of the environmental or social characteristics promoted by the financial product ?**

Not applicable

- **How is the alignment of the investment strategy with the methodology of the index ensured on a continuous basis ?**

Not applicable

- **How does the designated index differ from a relevant broad market index ?**

Not applicable

Reference benchmarks are indexes to measure whether the financial product attains the environmental or social characteristics that they promote.

- ***Where can the methodology used for the calculation of the designated index be found ?***

Not applicable



Where can I find more product specific information online ?

More product-specific information can be found on the website :

More information on the management company's extra-financial approach can be found in the Transparency Code (I) and the SFDR Policy - Article 4 available on the management company's website (www.lfde.com / Responsible Investment section). In addition, further information on the fund and in particular its regulatory documentation is available on the management company's website (www.lfde.com / Funds section)

Template pre-contractual disclosure for the financial products referred to in Article 8, paragraphs 1, 2 and 2a, of Regulation (EU) 2019/2088 and Article 6, first paragraph, of Regulation (EU) 2020/852

Product name:
**ECHQUIER AGENOR EURO SRI MID
CAP**

Legal entity identifier: 969500VAM83USZO1A526

Sustainable investment

means an investment in an economic activity that contributes to an environmental or social objective, provided that the investment does not significantly harm any environmental or social objective and that the investee companies follow good governance practices.

The **EU Taxonomy** is a classification system laid down in Regulation (EU) 2020/852, establishing a list of **environmentally sustainable economic activities**. That Regulation does not include a list of socially sustainable economic activities. Sustainable investments with an environmental objective might be aligned with the Taxonomy or not.

Sustainability indicators

measure how the environmental or social characteristics promoted by the financial product are attained.



What environmental and/or social characteristics are promoted by this financial product ?

The responsible investment strategy is based on ESG criteria highlighting the environmental and/or social characteristics promoted by this financial product, such as the reduction of the environmental impact of companies in terms of air pollution, the protection of biodiversity, the taking into account by companies of environmental risks... or the improvement of working conditions, the protection of employees, the fight against discrimination...

No specific index has been designated as a benchmark to determine whether the financial product is aligned with the environmental and/or social characteristics it promotes.

What sustainability indicators are used to measure the attainment of each of the environmental or social characteristics promoted by this financial product ?

For this financial product, the research on environmental and social criteria is carried out with the support of MSCI ESG Research, which has its own analysis framework. Their criteria are adapted to the sector and issues of each of the companies analysed. In the absence of MSCI ESG research available on certain companies, the analysis of environmental and social characteristics is then internalised in its entirety. The main sustainability indicators used to measure the achievement of each of the environmental or social characteristics promoted by the financial product are the following:

Environment :

Policy and actions: existence of an environmental roadmap (precise and dated objectives allowing evolution trends to be identified), choice of indicators for this roadmap, level of ambition of the company with regard to its environmental objectives, environmental actions implemented to achieve the objectives fixed, existence of an environmental management system and a policy to protect biodiversity.

Results: communication by the company on the results of its action plan (results presented over a long period and evolution trends), evolution of the main environmental ratios (water consumption, CO2 emissions, energy consumption, production and treatment of waste including plastic waste, use of chemical products, etc.) and investments made to reduce its environmental impact.

Suppliers: exposure of suppliers to environmental risks, degree of complexity of the supply chain, dependence on suppliers, monitoring of suppliers and support of suppliers towards better practices.

Environmental impact of products: positive or negative impact of products on the environment, eco-design approach, existence of product life cycle analyses, circular economy, green share of company turnover and end-of-life management of products.

Environmental and/or social characteristics

Does this financial product have a sustainable investment objective?

☐ Yes

☒ No

☐ It will make a minimum of **sustainable investments with an environmental objective: %**

☐ in economic activities that qualify as environmentally sustainable under the EU Taxonomy

☐ in economic activities that do not qualify as environmentally sustainable under the EU Taxonomy

☐ It will make a minimum of **sustainable investments with a social objective: %**

☒ It **promotes Environmental/Social (E/S) characteristics** and while it does not have as its objective a sustainable investment, it will have a minimum proportion of 40% of sustainable investments

☐ with an environmental objective in economic activities that qualify as environmentally sustainable under the EU Taxonomy

☒ with an environmental objective in economic activities that do not qualify as environmentally sustainable under the EU Taxonomy

☒ with a social objective

☐ It promotes E/S characteristics, but **will not make any sustainable investments**

Social

Loyalty and progression: attractiveness of the employer brand, ability to recruit, employee satisfaction, employee loyalty policy, career management, training policy and employee retention potential.

Protection: anti-discrimination, diversity, health and safety protection for employees, respect for trade union rights, promotion and quality of social dialogue and support for employees in the event of restructuring.

Suppliers: exposure of suppliers to social risks, degree of complexity of the supply chain, dependence on suppliers, support of suppliers to improve practices and monitoring of suppliers.

Social impact of products: social impact of products for the customer and for society (e.g. avoided costs) and accessibility of products.

Relations with civil society: the company's philanthropic approach (including skills sponsorship), relations with local communities, customer satisfaction and participation in local sustainability initiatives

Also, in this financial product, several performance indicators are monitored:

Induced emissions intensity: This indicator measures the all-scope induced emissions intensity of the financial product (compared to its benchmark) using Carbon4 Finance's Weighted Average Carbon Intensity (WACI) methodology. The calculation method used is detailed in the question "What investment strategy does this financial product follow?"

ESG Controversy Score: This indicator measures the level of severity of a company's controversies. This score, ranging from 0 to 10 (0 being the worst score), is provided to us by MSCI ESG Research. The calculation method used is detailed in the question "What investment strategy does this financial product follow?"

Carbon Impact Ratio (CIR): This indicator corresponds to the ratio between the GHG emissions avoided and the GHG emissions induced by a company (in tonnes of CO₂ equivalent). This indicator makes it possible to assess the relevance of a company's activity in relation to the challenges of combating climate change. The calculation method used is available in the Transparency Code available on the management company's website.

United Nations Global Compact: This indicator analyses the share of issuers within the financial product that are signatories to the United Nations Global Compact. Signatory companies are committed to adopting a socially responsible attitude by respecting and promoting principles relating to human rights, international labour standards and the fight against corruption. In addition, they are committed to a process of continuous improvement of their CSR policies and undertake to communicate publicly on their progress on an annual basis. The calculation method used is available in the Transparency Code available on the management company's website.

Employee turnover: This indicator analyses the employee turnover rate of the companies in the financial product. The employee turnover rate is a leading indicator of the social policy of companies. Its result can reflect the level of employee satisfaction, and more broadly the social climate of the company. We report the employee turnover rate provided to us by MSCI ESG Research. The calculation method used is available in the Transparency Code available on the management company's website.

○ ***What are the objectives of the sustainable investments that the financial product partially intends to make and how does the sustainable investment contribute to such objectives ?***

The sustainable investment objectives that the financial product aims to partially achieve are to contribute to the achievement of the United Nations Sustainable Development Goals (including the fight against climate change, the protection of biodiversity and the improvement of access to health in the world). To assess this positive contribution to society and the environment, the financial product uses the three impact scores developed internally by La Financière de l'Echiquier ("SDG Score" (focusing on 9 SDGs), the "Climate & Biodiversity Maturity Score" (MCB), the "AAAA Score" (focusing on access to health)) and an external score called the "MSCI SDG Score" built from MSCI ESG Research data.

If the issuer has a sufficient score on one of these four scores, it will be considered that its economic activity contributes to an environmental or social objective. Finally, in the event that none of the four impact scores mentioned above is available for a company (particularly in the case of a company not covered by MSCI), an analysis of the contribution to the SDGs will be carried out internally using the internal "SI SDG Score" (broader than the SDG Score because it focuses on 17 SDGs instead of 9).

These methodologies are detailed in the question "What investment strategy does this financial product follow?" if the financial product uses one of these impact scores.

○ ***How do the sustainable investments that the financial product partially intends to make, not cause significant harm to any environmental or social sustainable investment objective ?***

To ensure that the sustainable investments of the financial product will not significantly harm an environmental or social objective (DNSH), La Financière de l'Echiquier has defined a "DNSH" procedure for products with a sustainable investment objective, including :

- Sectoral and normative exclusions complementary to the extra-financial approach of the product (recalled below) and which make it possible to reduce its exposure to social and environmental prejudices: Tobacco, all types of armaments, non-conventional and non-controversial fossil fuels, gambling, pornography, alcohol, GMOs, palm oil and biocides,

Principal adverse impacts

are the most significant negative impacts of investment decisions on sustainability factors relating to environmental, social and employee matters, respect for human rights anti-corruption and anti-bribery matters.

- A consideration of the principal adverse impacts (PAI) of these investments on sustainability factors.

How have the indicators for adverse impacts on sustainability factors been taken into account ?

Regarding adverse impacts, this financial product takes into account 14 mandatory indicators from Table 1 of Annex I of the European Commission's Delegated Regulation (EU) 2022/1288, and also includes the following 2 additional indicators: investments in companies without carbon reduction initiatives and investments in issuers without a policy to prevent accidents at work. Their consideration is carried out within the various aspects of the management company's responsible investment approach: through the exclusion policy (sectoral and normative), the ESG analysis methodology, the various Impact scores, the measurement and monitoring of ESG performance indicators (carbon intensity, ESG controversy score) as below:

CLIMATE & ENVIRONNEMENT

- Scope 1, 2 and 3 greenhouse gas emissions by measuring and monitoring CO2 emissions and equivalents for all scopes (1, 2, 3),
- The carbon footprint, measured and monitored using the Carbon Impact Ratio methodology (ratio of saved emissions to induced emissions),
- The carbon intensity of the invested companies (in tCO_2) calculated as a function of the intensity of induced emissions (WACI), and driven by the commitment to outperform the financial product against its benchmark,
- The exposure of invested companies to fossil fuels is taken into account in the ESG analysis and in the exclusion policy,
- The share of non-renewable energy consumption and production taken into account in the ESG analysis,
- The intensity of energy consumption taken into account in the ESG analysis,
- Impact on biodiversity through ESG analysis and measurement of the biodiversity footprint
- Tons of priority substances discharged to water considered in the ESG analysis,
- Tonnes of dangerous waste taken into account in the ESG analysis,
- Investments in companies without carbon reduction initiatives in the ESG analysis (additional indicator).

SOCIAL, HUMAN RESOURCES, RESPECT FOR RIGHTS INCLUDING HUMAN RIGHTS

- The proportion of issuers implicated in violating the UN Global Compact or the OECD Guidelines, through MSCI ESG Research's normative exclusion policy and controversy monitoring,
- The proportion of investments in issuers without a compliance process and mechanism to monitor compliance with the UN Global Compact principles or the OECD Guidelines, through MSCI ESG Research's normative exclusion policy and controversy monitoring,
- The gender pay gap taken into account in the ESG analysis,
- Diversity on company boards in % of women according to the different legislations between countries and the level of voluntarism and proactivity of companies on the subject, taken into account in the ESG analysis,
- Exposure to controversial weapons (anti-personnel mines, cluster munitions, etc.) taken into account in the sectoral exclusion policy,
- Investments in issuers without an occupational accident prevention policy taken into account in the ESG analysis (additional indicator).

How are the sustainable investments aligned with the OECD Guidelines for Multinational Enterprises and the UN Guiding Principles on Business and Human Rights?

Through the consideration of PAIs, and in particular the use of the following social PAIs, the investments of this financial product are in line with the principles mentioned:

- Violation of the UN Global Compact principles and the OECD Guidelines for Multinational Enterprises,
- Lack of processes and mechanisms for monitoring compliance with the UN Principles and the OECD Guidelines for Multinational Enterprises

Compliance with these PAIs is monitored through MSCI ESG Research's normative exclusion policy and controversy monitoring.

The EU Taxonomy sets out a "do not significant harm" principle by which Taxonomy-aligned investments should not significantly harm EU Taxonomy objectives and is accompanied by specific EU criteria.

The "do no significant harm" principle applies only to those investments underlying the financial product that take into account the EU criteria for environmentally sustainable economic activities. The investments underlying the remaining portion of this financial product do not take into account the EU criteria for environmentally sustainable economic activities.

Any other sustainable investments must also not significantly harm any environmental or social objectives.

Does this financial product consider principal adverse impacts on sustainability factors?

☒ Yes

☐ No

Regarding adverse impacts, this financial product takes into account 14 mandatory indicators from Table 1 of Annex I of the European Commission's Delegated Regulation (EU) 2022/1288, and also includes the following 2 additional indicators: investments in companies without carbon reduction initiatives and investments in issuers without a policy to prevent accidents at work. Their consideration is carried out within the various aspects of the management company's responsible investment approach: through the exclusion policy (sectoral and normative), the ESG analysis methodology, the various Impact scores, the measurement and monitoring of ESG performance indicators (carbon intensity, ESG controversy score) as below:

The investment strategy guides investment decisions based on factors such as investment objectives and risk tolerance.



CLIMATE & ENVIRONNEMENT

- Scope 1, 2 and 3 greenhouse gas emissions by measuring and monitoring CO2 emissions and equivalents for all scopes (1, 2, 3),
- The carbon footprint, measured and monitored using the Carbon Impact Ratio methodology (ratio of saved emissions to induced emissions),
- The carbon intensity of the invested companies (in teqCO_2) calculated as a function of the intensity of induced emissions (WACI), and driven by the commitment to outperform the financial product against its benchmark,
- The exposure of invested companies to fossil fuels is taken into account in the ESG analysis and in the exclusion policy,
- The share of non-renewable energy consumption and production taken into account in the ESG analysis,
- L'intensité de la consommation d'énergie prise en compte dans l'analyse ESG,
- Impact on biodiversity through ESG analysis and measurement of the biodiversity footprint
- Tons of priority substances discharged to water considered in the ESG analysis,
- Tonnes of dangerous waste taken into account in the ESG analysis,
- Investments in companies without carbon reduction initiatives in the ESG analysis (additional indicator).

SOCIAL, HUMAN RESOURCES, RESPECT FOR RIGHTS INCLUDING HUMAN RIGHTS

- The proportion of issuers implicated in violating the UN Global Compact or the OECD Guidelines, through MSCI ESG Research's normative exclusion policy and controversy monitoring,
- The proportion of investments in issuers without a compliance process and mechanism to monitor compliance with the UN Global Compact principles or the OECD Guidelines, through MSCI ESG Research's normative exclusion policy and controversy monitoring,
- The gender pay gap taken into account in the ESG analysis,
- Diversity on company boards in % of women according to the different legislations between countries and the level of voluntarism and proactivity of companies on the subject, taken into account in the ESG analysis,
- Exposure to controversial weapons (anti-personnel mines, cluster munitions, etc.) taken into account in the sectoral exclusion policy,
- Investments in issuers without an occupational accident prevention policy taken into account in the ESG analysis (additional indicator).

What investment strategy does this financial product follow ?

The financial product implements a financial strategy focused on investing in small and mid-cap stocks in the eurozone. This financial product systematically integrates ESG criteria into its financial management. This has an impact on the selection of securities in the portfolio.

The extra-financial approach integrated in the investment strategy of this financial product is the following:

- Sectoral and normative exclusions filter
- Recreational cannabis, Tobacco production, Controversial weapons as defined by the Ottawa and Oslo Conventions, Thermal coal, Tobacco, Arms (in the broadest sense, including nuclear weapons with no minimum turnover threshold), Gambling, Pornography, Non-conventional and controversial hydrocarbons, Conventional hydrocarbons, companies subject to controversies deemed very severe by MSCI ESG Research (a list containing, among others, companies guilty of the proven violation of one or more of the ten principles of the United Nations Global Compact) and companies affected by the US Executive Order 13959.
- The ESG rating coverage of portfolio securities must be at least 100% at all times.
- The minimum ESG rating for each portfolio company must be greater than or equal to 5.5/10. To assess the minimum ESG rating, a number of ESG indicators are used as described in the question "What sustainability indicators are used to measure the attainment of each of the environmental or social characteristics promoted by the financial product? If an issuer's ESG rating is below this level, it is automatically excluded from the investable universe.
- Controversies are monitored on the basis of MSCI ESG Research and will result in a malus that can reduce the ESG rating by up to 1 point, and possibly exclude the stock if the ESG rating falls below the minimum rating (5.5/10). When the stock is not covered by MSCI ESG Research, the analysis is fully internalised and the controversy malus can be up to 2 points maximum. This malus only sanctions governance controversies. This difference is explained by the fact that MSCI ESG Research integrates and penalises, directly in its environmental and social ratings, any controversies that an issuer may have on these two dimensions. Also, if requested by LFDE's teams, the Ethics Committee has the power to decide to exclude a stock from the portfolios in the event of a serious controversy arising within a company held in one or more portfolios.
- The induced emissions intensity of all scopes must be better than its benchmark. The portfolio coverage rate must be greater than or equal to 90% for this financial product. The calculation method used is available in the Transparency Code available on the management company's website.
- The ESG Controversy Score must be better than its benchmark: This score measures the level of severity of a company's controversies. This score, ranging from 0 to 10 (0 being the worst score), is provided to us by MSCI ESG Research. The portfolio coverage rate must be greater than or equal to 70% for this financial product.

Good governance practices include sound management structures, employee relations, remuneration of staff and tax compliance.



- A minimum of 40% of investments (in net assets) in sustainable investments. To assess this positive contribution to society and the environment, the financial product uses the three impact scores developed internally by La Financière de l'Échiquier:

Score SDG This score defines the net contribution of companies to the SDGs. In our methodology, we measure this contribution according to two scores. First, the Solutions Score, which is based on the analysis of products and services. Among the 17 SDGs, 9 business-oriented SDGs were selected (3, 4, 6, 7, 8, 9, 11, 12, 16). For each of them, we have mapped the activities that contribute positively and those that contribute negatively. The distribution of the company's turnover in these activities gives a Net Score out of 100. Secondly, the Initiatives Score which is based on the analysis of the company's social and environmental practices. The objective of this score is to value the advanced social and environmental practices of companies contributing to the SDGs and to penalise practices that contribute negatively to one or more SDGs. LFDE has mapped these practices for each of the 17 SDGs. From these two scores, the contribution of companies to the SDGs is assigned to the targets of each SDG. The average of the Solutions score and the Initiatives score gives an SDG score out of 100. Companies need to achieve an SDO score of 25/100 and a Solutions score of 20/100 to ensure that they are making a positive environmental and/or social contribution.

Climate & Biodiversity Maturity Score (MCB) : This score determines the level of maturity of companies in taking into account the climate and biodiversity issues they face and will face in the future. The MCB score is composed of 3 or 4 pillars (Governance, Climate, Biodiversity, Just Transition) depending on the impact of the company on biodiversity, to which is added a malus linked to environmental controversies. Companies must obtain a minimum MCB score of 40% to ensure that they are taking climate change and biodiversity decline seriously in their strategy and therefore making a positive environmental contribution

AAAA score : This score defines a company's contribution through its products and services to at least one of the four dimensions of access to health (Availability, Geographical Accessibility, Financial Accessibility, Acceptability) inspired by the work of the World Health Organisation (WHO) on the subject. Companies must contribute at least 20% of their revenue to at least one of the four dimensions without significantly harming these issues (Do No Significant Harm). Companies must obtain an AAAA score of 20% and pass the DNSH filter to ensure their positive social contribution

A score constructed internally from MSCI ESG Research data:

MSCI SDG score : This score identifies companies that contribute positively through their products and services and/or their operations to the achievement of at least one of the 17 SDGs. This contribution is measured using three scores ("PRODUCT", "OPERATIONAL", "NET") provided by MSCI ESG Research. Each of these scores ranges from -10 to +10. To determine the positive contribution to at least one of the 17 SDGs, the company must validate two steps. Firstly, it must have between 10% and 25% of its turnover contributing to an SDG ("PRODUCT" score greater than or equal to +5, considered as aligned or very aligned according to MSCI) and/or have its operations considered as aligned or very aligned with the achievement of this same SDG ("OPERATIONAL" score greater than or equal to +5 according to MSCI) On the other hand, the average of these two scores (NET Score according to MSCI) must be greater than or equal to +2.5 in order to ensure their positive environmental and/or social contribution

In the event that none of the four impact scores listed above are available for a company, we have developed the following impact score internally:

SI SDG Score This score defines the net contribution of companies to the SDGs. It is constructed in the same way as the SDG Score presented above, except that the Solutions Score covers all 17 SDGs (instead of 9). Companies must obtain an SDG score of 25/100 and a Solutions score of 20/100 to ensure that they are making a positive environmental and/or social contribution.

More information on our impact methodologies can be found in the Transparency Code available on the management company's website (www.lfde.com / Responsible Investment section).

- ***What are the binding elements of the investment strategy used to select the investments to attain each of the environmental or social characteristics promoted by this financial product ?***

As detailed above, the filter of sector and normative exclusions and the minimum ESG rating of each company in the portfolio (5.5/10), induced emissions intensity and ESG controversy score are constraining elements of the investment strategy used to select investments as they reduce the investment universe.

- ***What is the committed minimum rate to reduce the scope of the investments considered prior to the application of that investment strategy ?***

The sector and normative exclusion filters and the minimum ESG rating of 5.5/10 reduce the investment universe by minimum 20%.

- ***What is the policy to assess good governance practices of the investee companies?***

The policy for assessing the good governance practices of the companies benefiting from the investments is as follows: the Governance rating represents approximately 60% of the global ESG rating. This is a historical bias of La Financière de l'Echiquier, which has attached particular importance to this aspect since its creation. This conviction is reinforced by the fact that all ESG analyses produced by La Financière de l'Echiquier benefit from a

ECHQUIER AGENOR EURO SRI MID CAP - Annex SFDR article 8

governance rating carried out entirely in-house. The governance criteria assessed are

- **Competences of the management team :**
 - **For the CEO :** legitimacy in the business, track record, managerial capacity, leadership and structure of the remuneration scheme
 - **For the executive committee :** composition, diversity, relevance of the functions represented and commitment on CSR issues
- **Checks and balances :** sources of checks and balances within the Board, anticipation of the succession of the CEO, matching the profiles of directors with the needs of the company, male/female diversity of the Board, geographical diversity, availability and involvement of directors.
- **Respect for minority shareholders :** interest for the company to be listed, anti-takeover mechanisms and transparency of financial information.
- **Evaluation of ESG risks :** identification and management of extra-financial risks, the fight against corruption and responsible taxation, the quality of the company's CSR reporting and discourse, and the positive dynamics of progress on ESG aspects.

An analysis on governance controversies is carried out during the ESG analysis of companies, which can directly impact the ESG rating through a maximum malus of 1 point. When the stock is not covered by MSCI ESG Research, the analysis is fully internalised and the controversy malus can be up to 2 points maximum




What is the asset allocation planned for this financial product?

The financial product invests at least 90% of its net assets in assets that have been deemed "eligible" according to the ESG process in place - i.e. in investments that are aligned with the promoted environmental and social characteristics (#1 Aligned with E/S characteristics).

Up to 10% of the net assets are not aligned with these characteristics (#2 Other).

The financial product invests at least 40% of its assets in assets that have been deemed to be sustainable investments (#1A Sustainable).

A more detailed description of the specific asset allocation of this financial product can be found in its prospectus.



#1 Aligned with E/S characteristics includes the investments of the financial product used to attain the environmental or social characteristics promoted by the financial product.

#2 Other includes the remaining investments of the financial product which are neither aligned with the environmental or social characteristics, nor are qualified as sustainable investments.

The category **#1 Aligned with E/S characteristics** covers:

- The sub-category **#1A Sustainable** covers sustainable investments with environmental or social objectives.
- The sub-category **#1B Other E/S characteristics** covers investments aligned with the environmental or social characteristics that do not qualify as sustainable investments.

- **How does the use of derivatives attain the environmental or social characteristics promoted by the financial product ?**

Non applicable



To what minimum extent are sustainable investments with an environmental objective aligned with the EU Taxonomy?

The financial product may invest in environmentally sustainable economic activities, however the investments of this financial product do not take into account the EU criteria for environmentally sustainable economic activities. The financial product commits to a 0% alignment with the European Taxonomy

Asset allocation describes the share of investments in specific assets.

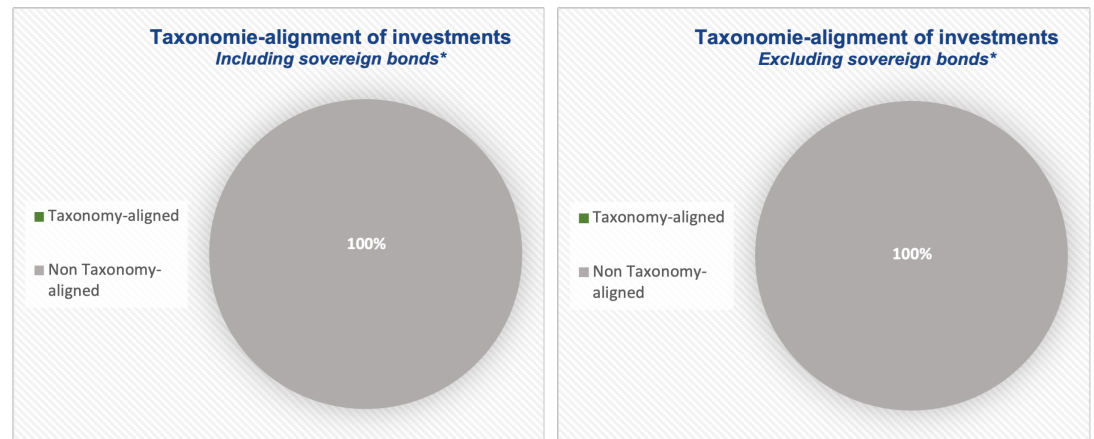
Taxonomy-aligned activities are expressed as a share of:

- **turnover** reflecting the share of revenue from green activities of investee companies
- **capital expenditure** (CapEx) showing the green investments made by investee companies, e.g. for a transition to a green economy.
- **operational expenditure** (OpEx) reflecting green operational activities of investee companies.

Enabling activities directly enable other activities to make a substantial contribution to an environmental objective.

Transitional activities are activities for which low-carbon alternatives are not yet available and among others have greenhouse gas emission levels corresponding to the best performance.

The two graphs below show in green the minimum percentage of investments that are aligned with the EU Taxonomy. As there is no appropriate methodology to determine the Taxonomy-alignment of sovereign bonds*, the first graph shows the Taxonomy alignment in relation to all the investments of the financial product including sovereign bonds, while the second graph shows the Taxonomy alignment only in relation to the investments of the financial product other than sovereign bonds.



* For the purpose of these graphs, 'sovereign bonds' consist of all sovereign exposures.

- **What is the minimum share of investments in transitional and enabling activities ?**

Not applicable

 are sustainable investments with an environmental objective that do not take into account the criteria for environmentally sustainable economic activities under the EU Taxonomy.



- **What is the minimum share of sustainable investments with an environmental objective that are not aligned with the EU Taxonomy ?**

The minimum share of sustainable investments with an environmental objective that are not aligned with the EU taxonomy is 100%.



- **What is the minimum share of socially sustainable investments ?**

The minimum share of socially sustainable investments shall in total be at least 1% of the net assets of the Sub-Fund.



- **What investments are included under "#2 Other", what is their purpose and are there any minimum environmental or social safeguards ?**

Investments included in the "#2 Other" category of the financial product represent up to 10% of the investments and are cash only. The cash does not have environmental or social guarantees.



- **Is a specific index designated as a reference benchmark to determine whether this financial product is aligned with the environmental and/or social characteristics that it promotes ?**

Not applicable

- **How is the reference benchmark continuously aligned with each of the environmental or social characteristics promoted by the financial product ?**

Not applicable

- **How is the alignment of the investment strategy with the methodology of the index ensured on a continuous basis ?**

Not applicable

- **How does the designated index differ from a relevant broad market index ?**

Not applicable

Reference benchmarks are indexes to measure whether the financial product attains the environmental or social characteristics that they promote.

- ***Where can the methodology used for the calculation of the designated index be found ?***

Not applicable



Where can I find more product specific information online ?

More product-specific information can be found on the website :

More information on the management company's extra-financial approach can be found in the Transparency Code (I) and the SFDR Policy - Article 4 available on the management company's website (www.lfde.com / Responsible Investment section). In addition, further information on the fund and in particular its regulatory documentation is available on the management company's website (www.lfde.com / Funds section)