

RobecoSAM Global SDG Engagement Equities YH USD

RobecoSAM Global SDG Engagement Equities is an actively managed fund that invests in a concentrated selection of global stocks. Stock selection is based on fundamental analysis to invest in companies that are best able to have a clear and measurable improvement in their contribution to the United Nations Sustainable Development Goals (UN SDGs) over three to five years via active engagement. The fund has sustainable investment as its objective, within the meaning of Article 9 of the Regulation (EU) 2019/2088 of 27 November 2019 on Sustainability-related disclosures in the financial sector. The fund aims to provide long term capital growth, and integrates sustainability risks in the investment process. In addition to proxy voting, the fund excludes companies based on controversial behavior and products (including controversial weapons, tobacco, palm oil, fossil fuel, military contracting, firearms, nuclear power, alcohol, gambling, adult entertainment, and cannabis). The portfolio is built on the basis of an eligible investment universe and an internally developed SDG framework for mapping and measuring SDG contributions (information can be obtained via the website www.robeco.com/si).



Michiel Plakman, CFA, Daniela da Costa, Peter van der Werf
Fund manager since 06-07-2021

Current MIFID legislation prevents us from reporting performance data for funds with less than a 12 month track record.

Index

MSCI All Country World Index (hedged into USD)

General facts

Type of fund	Equities
Currency	USD
Total size of fund	USD 1,341,224,854
Size of share class	USD 531,639,905
Outstanding shares	5,629,597
1st quotation date	27-07-2021
Close financial year	31-12
Ongoing charges	0.60%
Daily tradable	Yes
Dividend paid	No
Ex-ante tracking error limit	-
Management company	Robeco Institutional Asset Management B.V.

Our strategy had a negative performance relative to the benchmark in February, mainly driven by an underperformance in energy and financials. We had positive attribution from stock picking in industrials, materials and information technology. We continue to see the impact from rising inflation, which has put upward pressure on interest rates. In general, we expect value stocks to start to outperform relative to growth stocks, as rising interest rates will put a dampening effect on long duration stocks with very high multiples.

Market development

Following the unexpected and tragic escalation of the Russia/Ukraine situation at the end of February, global equity markets have surprisingly held their ground. The initial negative market reaction and subsequent cross asset moves were quickly offset by a sharp rebound. However, as incremental news flows on the conflict worsen and rippling effects to global growth are rising, equity markets are not out of the woods yet. Spiking energy and commodity prices further add fuel to inflation concerns and potentially result in more broad-based demand destruction, clearly increasing the risk of so-called 'stagflation'. This actually might trigger central banks to reduce their hawkishness, being more cautious with the pace of rate hikes. All in all, the month of February was already quite weak from a performance point of view, down over 3%, but with the current Russia/Ukraine conflict obviously making equity markets more nervous at the moment.

Expectation of fund manager

We have a more cautious outlook for developed market equities, as macro risks have clearly increased. Even though the Omicron wave is dissipating and we might be close to peak supply chain constraints, the heightened geopolitical risks associated with the Russia/Ukraine conflict are likely to have negative ripple effects on global growth. This might urge central banks to actually walk back on their policy normalization path and delay fast, steep rate hikes to avoid a concerning 'stagflation' scenario. Despite valuations coming down in recent weeks, we are more cautious near-term, given ongoing inflation concerns and the impact on equity fund flows from broader geopolitical uncertainty. Our strategy has firmed up on our quality exposure so as to navigate the current environment as best as possible.

Sustainability profile

- Exclusions++
- ESG Integration
- Voting
- Target Universe

For more information on exclusions see <https://www.robeco.com/exclusions/>
For more information on target universe methodology see <https://www.robeco.com/si>

Top 10 largest positions

Our largest positions from an active weight perspective are STMicroelectronics, Capital One, CBRE Group and Anthem. We rank positions based on our conviction level and overall contribution to the risk budget of the portfolio. We really like STMicro. It is a great play on the electrification of automobiles, as it has significant content in new electric vehicles. Capital One is our preferred play on consumer finance in the US. CB Richard Ellis is a real-estate brokerage firm that benefits from employees returning to work as the global economy starts to reopen. Anthem is a medical care operator in the US, that we think trades at attractive multiples and can also benefit from a reopening of the US economy.

Fund price

28-02-22	USD	94.43
High Ytd (03-01-22)	USD	104.54
Low Ytd (24-02-22)	USD	93.10

Fees

Management fee	0.47%
Performance fee	None
Service fee	0.12%
Expected transaction costs	0.12%

Legal status

Investment company with variable capital incorporated under Luxembourg law (SICAV)

Issue structure	Open-end
UCITS V	Yes
Share class	YH USD

This fund is a subfund of Robeco Capital Growth Funds, SICAV.

Registered in

Austria, Germany, Luxembourg, Singapore, Spain, Switzerland

Currency policy

The fund is allowed to pursue an active currency policy to generate extra returns and can engage in currency hedging transactions.

Risk management

Risk management is fully integrated into the investment process to ensure that positions always meet predefined guidelines.

Dividend policy

The fund does not distribute dividend. The fund retains any income that is earned and so its entire performance is reflected in its share price.

Fund codes

ISIN	LU2365449664
Bloomberg	ROGSEYH LX
Valoren	112846776

Top 10 largest positions

Holdings

Apple Inc
Deutsche Boerse AG
F5 Inc
Rio Tinto PLC
Anthem Inc
STMicroelectronics NV
CBRE Group Inc
Samsung Electronics Co Ltd
Electronic Arts Inc
JPMorgan Chase & Co
Total

Sector	%
Computers & Peripherals	5.93
Capital Markets	4.44
Communications Equipment	4.42
Metals & Mining	4.19
Health Care Providers & Services	4.18
Semiconductors & semicond. equipm.	3.96
Real Estate Management & Development	3.56
Computers & Peripherals	3.48
Entertainment	3.48
Commercial Banks	3.46
Total	41.10

Top 10/20/30 weights

TOP 10	41.10%
TOP 20	70.55%
TOP 30	91.92%

Sustainability



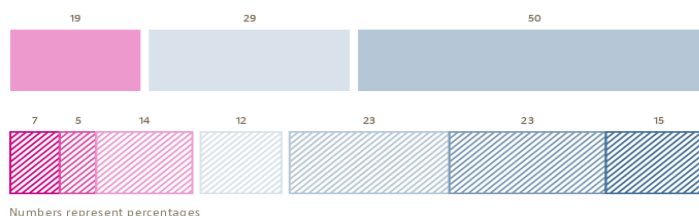
The fund's sustainable investment objective is to drive a clear and measurable improvement in a company's contribution to the United Nations Sustainable Development Goals (SDGs) over three to five years. SDG and sustainability considerations are incorporated in the investment process by the means of a target universe, exclusions, ESG integration and engagement. The fund solely invests in stocks issued by companies with a low negative to low positive impact on the SDGs. The impact of issuers on the SDGs is determined by applying Robeco's internally developed three-step SDG Framework. The outcome is a quantified contribution expressed as an SDG score, considering both the contribution to the SDGs (positive, neutral or negative) and the extent of this contribution (high, medium or low). The fund actively engages with 100% of the corporate holdings. The fund does not invest in stock issuers that are in breach of international norms or where activities have been deemed detrimental to society following Robeco's exclusion policy. Financially material ESG factors are integrated in the bottom-up fundamental investment analysis to assess existing and potential ESG risks and opportunities. In addition, where a stock issuer is flagged for breaching international standards in the ongoing monitoring, the issuer will become subject to exclusion. Lastly, the fund makes use of shareholder rights and applies proxy voting in accordance with Robeco's proxy voting policy.

SDG Contribution

The SDG score shows to what extent the portfolio and the benchmark contribute to the 17 UN Sustainable Development Goals (SDGs). Scores are assigned to each underlying company using the Robeco SDG Framework, which utilizes a three-step approach to calculate a company's contribution to the relevant SDGs. The starting point is an assessment of the products offered by a company, followed by the way in which these products are produced, and finally whether the company is exposed to any controversies. The outcome is expressed in a final score which shows the extent to which a company impacts the SDGs on a scale from highly negative (dark red) to highly positive (dark blue).

The bar shows the aggregate percentage exposure of the portfolio and the benchmark (shaded) to the different SDG scores. This is then also split out per SDG. As a company can have an impact on several SDGs (or none), the values shown in the report do not sum to 100%. More information on Robeco's SDG Framework can be found at: <https://www.robeco.com/docm/docu-robeco-explanation-sdg-framework.pdf>

SDG Contribution

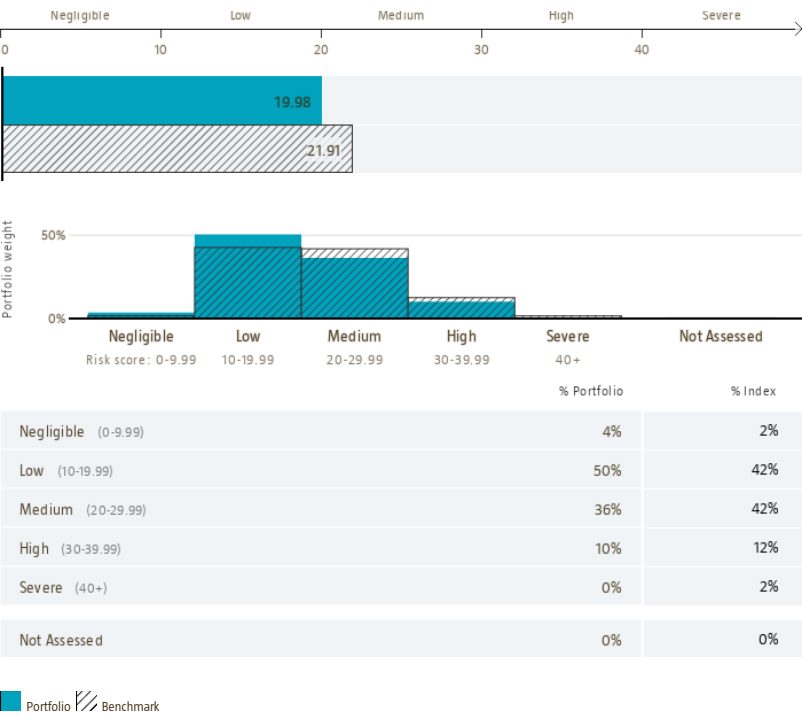


ESG Risk Score

The Portfolio Sustainability ESG Risk Rating chart displays the portfolio's ESG Risk Rating. This is calculated by multiplying each portfolio component's Sustainability ESG Risk Rating by its respective portfolio weight. If an index has been selected, those scores are provided alongside the portfolio scores, highlighting the portfolio's ESG risk level compared to the index.

The Sustainability ESG Risk Rating distribution chart shows the portfolio allocations broken into Sustainability's five ESG risk levels: negligible (0-10), low (10-20), medium (20-30), high (30-40) and severe (40+), providing an overview of portfolio exposure to the different ESG risk levels. If an index has been selected, the same information is shown for the index.

ESG Risk Score



Source: Copyright ©2022 Sustainability. All rights reserved.

Asset Allocation

Asset allocation		
Equity		97.6%
Cash		2.4%

Sector allocation

We do not aim to have large deviations on a sector level. There are sectors where the SDG scores tend to be higher (such as for instance in healthcare). In those sectors it may be harder to find candidates for the fund. We are underweight in energy and utilities, because in these sectors it is hard to find candidates that fit the purpose of the fund.

Sector allocation		Deviation index	
Computers & Peripherals	9.4%		9.4%
Capital Markets	9.0%		9.0%
Pharmaceuticals	5.7%		5.7%
Internet & Direct Marketing Retail	5.1%		5.1%
Interactive Media & Services	4.9%		4.9%
Commercial Banks	4.9%		4.9%
Software	4.5%		4.5%
Communications Equipment	4.4%		4.4%
Machinery	4.2%		4.2%
Metals & Mining	4.2%		4.2%
Health Care Providers & Services	4.2%		4.2%
Oil, Gas & Consumable Fuels	4.2%		4.2%
Other	35.5%		35.5%

Regional allocation

We have an overweight in Europe and in emerging markets, and are slightly underweight in the US. The regional deviations are largely the effect of bottom-up stock picking.

Regional allocation		Deviation index	
America	61.1%		61.1%
Europe	31.2%		31.2%
Asia	6.6%		6.6%
Africa	1.1%		1.1%

Currency allocation

We use currency hedging only selectively to hedge currencies back to the benchmark. We aim to have our performance attribution come from bottom-up stock picking and less so from sector allocation.

Currency allocation		Deviation index	
U.S. Dollar	99.9%		99.9%
Pound Sterling	0.3%		0.3%
Japanese Yen	-0.2%		-0.2%
Norwegian Kroner	0.1%		0.1%
Brasilian Real	0.1%		0.1%
Swiss Franc	-0.1%		-0.1%
Swedish Kroner	-0.1%		-0.1%
Korean Won	-0.1%		-0.1%

Investment policy

RobecoSAM Global SDG Engagement Equities is an actively managed fund that invests in stocks all over the world. The selection of these stocks is based on fundamental analysis. The fund's objective is to provide long term capital growth. The fund has sustainable investment as its objective, within the meaning of Article 9 of the Regulation (EU) 2019/2088 of 27 November 2019 on Sustainability-related disclosures in the financial sector. The fund drives a clear and measurable improvement in a company's contribution to the United Nations Sustainable Development Goals (UN SDGs) over three to five years, by actively engaging and having an active dialogue with these companies. The fund also aims to provide long term capital growth and to integrate ESG (i.e. Environmental, Social and corporate Governance) while at the same time integrating sustainability risks in the investment process. The fund excludes companies on the basis of controversial behavior and controversial products (including controversial weapons, tobacco, palm oil, fossil fuel, military contracting, firearms, nuclear power, alcohol, gambling, adult entertainment, and cannabis) next to proxy voting. The portfolio is built on the basis of the eligible investment universe and an internally developed SDGs framework for mapping and measuring SDG contributions, about which more information can be obtained via the website www.robeco.com/si. The fund has a concentrated portfolio of stocks with the highest potential value growth.

Fund manager's CV

Michiel Plakman is Lead Portfolio Manager and member of the Global Equity team. He is responsible for fundamental global equities with a focus on Information Technology, Real Estate and portfolio construction. He has been in this role since 2009. Previously, he was responsible for managing the Robeco IT Equities fund within the TMT team. Prior to joining Robeco in 1999, he worked as a Portfolio Manager Japan at Achmea Global Investors (PVF Pensioenen). From 1995 to 1996 he was Portfolio Manager European Equities at KPN Pension Fund. He holds a Master's in Econometrics from Vrije Universiteit Amsterdam and he is a CFA® charterholder. Daniela da Costa is Portfolio Manager in Emerging Markets. With more than 20 years of experience in capital markets, prior to joining Robeco in 2010, Daniela was Fund Manager for Latin American Equities at Nomura AM in London. She also worked in investment banking at HSBC Brasil and as portfolio manager at Petrobras's pension fund in Brazil. Daniela holds a Master's in Economics from the Brazilian Capital Markets Institute in Rio de Janeiro (IBMEC-RJ) and a MBA certificate in pension fund asset management from the Federal University of Rio de Janeiro (COPPE-UF RJ). Daniela is board member of AMEC in Brazil, the Brazilian stewardship agency. She has been involved in several sustainability related activities within Robeco. Currently, Daniela is member of Robeco's SDG committee, Biodiversity Task Force and is working in the sector de-carbonization study groups. Peter van der Werf is Engagement Specialist, covering the Consumer Staples, Healthcare and Chemicals sectors. His areas of expertise include impact investing, labor rights, supply chain management, access to medicine and nutrition and social & environmental issues in the Food & Agri sector. He is an Advisory Committee member of a number of PRI working groups such as Agricultural Supply Chain, Sustainable Palm Oil and Deforestation. Peter gained over four years of professional experience in business development in frontier markets before joining Robeco in 2011. He holds a Master's in Environmental Sciences from Wageningen University.

Fiscal product treatment

The fund is established in Luxembourg and is subject to the Luxembourg tax laws and regulations. The fund is not liable to pay any corporation, income, dividend or capital gains tax in Luxembourg. The fund is subject to an annual subscription tax ('tax d'abonnement') in Luxembourg, which amounts to 0.01% of the net asset value of the fund. This tax is included in the net asset value of the fund. The fund can in principle use the Luxembourg treaty network to partially recover any withholding tax on its income.

MSCI disclaimer

Source MSCI. MSCI makes no express or implied warranties or representations and shall have no liability whatsoever with respect to any MSCI data contained herein. The MSCI data may not be further redistributed or used as a basis for other indices or any securities or financial products. This report is not approved, endorsed, reviewed or produced by MSCI. None of the MSCI data is intended to constitute investment advice or a recommendation to make (or refrain from making) any kind of investment decision and may not be relied on as such.

Morningstar

Copyright © Morningstar Benelux. All Rights Reserved. The information contained herein: (1) is proprietary to Morningstar and/or its content providers; (2) may not be copied or distributed; and (3) is not warranted to be accurate, complete or timely. Neither Morningstar nor its content providers are responsible for any damages or losses arising from any use of this information. Past performance is no guarantee of future results. For more information on Morningstar, please refer to www.morningstar.com

Disclaimer

This document has been carefully prepared by Robeco Institutional Asset Management B.V. (Robeco). The information contained in this publication is based upon sources of information believed to be reliable. Robeco is not answerable for the accuracy or completeness of the facts, opinions, expectations and results referred to therein. Whilst every care has been taken in the preparation of this document, we do not accept any responsibility for damage of any kind resulting from incorrect or incomplete information. This document is subject to change without notice. The value of the investments may fluctuate. Past performance is no guarantee of future results. If the currency in which the past performance is displayed differs from the currency of the country in which you reside, then you should be aware that due to exchange rate fluctuations the performance shown may increase or decrease if converted into your local currency. Unless otherwise stated, performances are i) net of fees based on transaction prices and ii) with dividends reinvested. Please refer to the prospectus and the Key Investor Information Document of the funds for further details. These are available at the Robeco offices or via the www.robeco.com website. The ongoing charges mentioned in this publication express the operational costs including management fee, service fee, taxe d'abonnement, depositary fee and bank charges and is the one stated in the fund's latest annual report at closing date. The information contained in this document is solely intended for professional investors under the Dutch Act on the Financial Supervision (Wet financieel toezicht) or persons who are authorized to receive such information under any other applicable laws. Robeco Institutional Asset Management B.V. has a license as manager of UCITS and AIFs from the Netherlands Authority for the Financial Markets in Amsterdam.