

NATIXIS FUNDS

Supplement dated June 13, 2022 to the Natixis Funds Prospectuses, dated February 1, 2022, April 1, 2022, May 1, 2022, and June 1, 2022, as may be revised or supplemented from time to time, for the following funds.

AEW Global Focused Real Estate Fund	Loomis Sayles Senior Floating Rate and Fixed Income Fund
AlphaSimplex Global Alternatives Fund	Loomis Sayles Strategic Alpha Fund
AlphaSimplex Managed Futures Strategy Fund	Loomis Sayles Strategic Income Fund
Gateway Equity Call Premium Fund	Mirova Global Green Bond Fund
Gateway Fund	Mirova Global Sustainable Equity Fund
Loomis Sayles Core Plus Bond Fund	Mirova International Sustainable Equity Fund
Loomis Sayles Credit Income Fund	Mirova U.S. Sustainable Equity Fund
Loomis Sayles Global Allocation Fund	Natixis Oakmark Fund
Loomis Sayles Global Growth Fund	Natixis Oakmark International Fund
Loomis Sayles Growth Fund	Natixis U.S. Equity Opportunities Fund
Loomis Sayles High Income Fund	Vaughan Nelson Mid Cap Fund
Loomis Sayles Intermediate Duration Bond Fund	Vaughan Nelson Select Fund
Loomis Sayles International Growth Fund	Vaughan Nelson Small Cap Value Fund
Loomis Sayles Investment Grade Bond Fund	
Loomis Sayles Limited Term Government and Agency Fund	

Effective immediately, the following information is added to *Appendix B- Financial Intermediary Specific Commissions & Investment Minimum Waivers* to each Prospectus:

JP Morgan

There is no initial investment minimum for shareholders purchasing Class N shares through Fee Based Programs (such as wrap accounts) where such shares are held within a JP Morgan omnibus account.

Class N shares purchased through a Fee Based Program and held within a JP Morgan omnibus account, where the omnibus account does not have a balance of at least \$1,000,000 within two years of the establishment of the omnibus account, will not be subject to liquidation.

Exemption from Minimum Balance Policy

Class N accounts held within an omnibus account are exempt from the \$500 minimum balance policy.

Prospectus

May 1, 2022, as revised June 13, 2022



	Class A	Class C	Class N	Class T*	Class Y
AlphaSimplex Global Alternatives Fund	GAFAX	GAFCX	GAFNX	GAFTX	GAFYX
AlphaSimplex Managed Futures Strategy Fund	AMFAX	ASFCX	AMFNX	MFSTX	ASFYX
Gateway Equity Call Premium Fund	GCPAX	GCPCX	GCPNX	GCPTX	GCPYX
Gateway Fund	GATEX	GTECX	GTENX	GATTX	GTEYX
Mirova Global Green Bond Fund	MGGAX		MGGNX		MGGYX
Mirova Global Sustainable Equity Fund	ESGMX	ESGCX	ESGNX	ETSGX	ESGYX
Mirova International Sustainable Equity Fund	MRVAX		MRVNX		MRVYX
Mirova U.S. Sustainable Equity Fund	MUSAX	MUSCX	MUSNX		MUSYX
Vaughan Nelson Mid Cap Fund	VNVAX	VNVCX	VNVNX	VNVTX	VNVYX
Vaughan Nelson Small Cap Value Fund	NEFJX	NEJCX	VSCNX	NEJTX	NEJYX

* Class T shares of the Funds are not currently available for purchase.

The Securities and Exchange Commission ("SEC") and the Commodity Futures Trading Commission have not approved or disapproved any Fund's shares or determined whether this Prospectus is truthful or complete. Any representation to the contrary is a crime.

Table of Contents

Fund Summary	1
AlphaSimplex Global Alternatives Fund	1
AlphaSimplex Managed Futures Strategy Fund	9
Gateway Equity Call Premium Fund	17
Gateway Fund	23
Mirova Global Green Bond Fund	29
Mirova Global Sustainable Equity Fund	35
Mirova International Sustainable Equity Fund	41
Mirova U.S. Sustainable Equity Fund	46
Vaughan Nelson Mid Cap Fund	51
Vaughan Nelson Small Cap Value Fund	57
Investment Goals, Strategies and Risks	63
More About Goals and Strategies	63
AlphaSimplex Global Alternatives Fund	63
AlphaSimplex Managed Futures Strategy Fund	64
Gateway Equity Call Premium Fund	65
Gateway Fund	66
Mirova Global Green Bond Fund	67
Mirova Global Sustainable Equity Fund	68
Mirova International Sustainable Equity Fund	69
Mirova U.S. Sustainable Equity Fund	70
Vaughan Nelson Mid Cap Fund	71
Vaughan Nelson Small Cap Value Fund	71
All Funds	72
More About Risks	73
Management Team	80
Meet the Funds' Investment Advisers and Subadviser	80
Meet the Funds' Portfolio Managers	81
Additional Information	83
Fund Services	84
Investing in the Funds	84
How Sales Charges Are Calculated	85
Compensation to Securities Dealers	88
How to Purchase Shares	89
How to Redeem Shares	90
Exchanging or Converting Shares	92
Restrictions on Buying, Selling and Exchanging Shares	93
Self-Servicing Your Account	94
Restructuring and Liquidations	94
How Fund Shares are Priced	95
Dividends and Distributions	96
Tax Consequences	97
Additional Investor Services	98
Financial Performance	100
Appendix A - Intermediary Specific Information	A-1
Appendix B - Financial Intermediary Specific Commissions & Investment Minimum Waivers	B-1
Appendix C - Additional Index Information	C-1

AlphaSimplex Global Alternatives Fund

Investment Goal

The Fund pursues an absolute return strategy that seeks to provide capital appreciation consistent with the risk-return characteristics of a diversified portfolio of hedge funds. The secondary goal of the Fund is to achieve these returns with less volatility than major equity indices.

Fund Fees & Expenses

The following table describes the fees and expenses that you may pay if you buy, hold, and sell shares of the Fund. You may pay other fees, such as brokerage commissions and other fees to financial intermediaries, which are not reflected in this table. You may qualify for sales charge discounts if you and your family invest, or agree to invest in the future, at least \$50,000 in the Natixis Funds Complex. More information about these and other discounts is available from your financial professional and in the section "How Sales Charges Are Calculated" on page 85 of the Prospectus, in Appendix A to the Prospectus and on page 130 in the section "Reduced Sales Charges" of the Statement of Additional Information ("SAI").

Shareholder Fees

(fees paid directly from your investment)

	Class A	Class C	Class N	Class T	Class Y
Maximum sales charge (load) imposed on purchases (as a percentage of offering price)	5.75%	None	None	2.50%	None
Maximum deferred sales charge (load) (as a percentage of original purchase price or redemption proceeds, as applicable)	None*	1.00%	None	None	None
Redemption fees	None	None	None	None	None

* A 1.00% contingent deferred sales charge ("CDSC") may apply to certain purchases of Class A shares of \$1,000,000 or more that are redeemed within eighteen months of the date of purchase.

Annual Fund Operating Expenses

(expenses that you pay each year as a percentage of the value of your investment)

	Class A	Class C	Class N	Class T	Class Y
Management fees	1.10%	1.10%	1.10%	1.10%	1.10%
Distribution and/or service (12b-1) fees	0.25%	1.00%	0.00%	0.25%	0.00%
Other expenses	0.27%	0.27%	0.88%	0.27% ¹	0.27%
Acquired fund fees and expenses ²	0.01%	0.01%	0.01%	0.01%	0.01%
Total annual fund operating expenses	1.63%	2.38%	1.99%	1.63%	1.38%
Fee waiver and/or expense reimbursement ^{3,4}	0.11%	0.11%	0.77%	0.11%	0.11%
Total annual fund operating expenses after fee waiver and/or expense reimbursement	1.52%	2.27%	1.22%	1.52%	1.27%

¹ Other expenses for Class T shares are estimated for the current fiscal year.

² The expense information shown in the table above includes acquired fund fees and expenses of 0.01%; the ratios differ from the expense information disclosed in the Fund's financial highlights table because the financial highlights table reflects the operating expenses of the Fund and does not include acquired fund fees and expenses.

³ AlphaSimplex Group, LLC ("AlphaSimplex" or the "Adviser") has given a binding contractual undertaking to the Fund to limit the amount of the Fund's total annual fund operating expenses to 1.49%, 2.24%, 1.19%, 1.49% and 1.24% of the Fund's average daily net assets for Class A, Class C, Class N, Class T and Class Y shares, respectively, exclusive of brokerage expenses, interest expense, substitute dividend expenses on securities sold short, taxes, acquired fund fees and expenses, organizational and extraordinary expenses, such as litigation and indemnification expenses. This undertaking is in effect through April 30, 2023 and may be terminated before then only with the consent of the Fund's Board of Trustees. The Adviser will be permitted to recover, on a class-by-class basis, management fees waived and/or expenses reimbursed to the extent that expenses in later periods fall below both (1) the class' applicable expense limitation at the time such amounts were waived/reimbursed and (2) the class' current applicable expense limitation. The Fund will not be obligated to repay any such waived/reimbursed fees and expenses more than one year after the end of the fiscal year in which the fees or expenses were waived/reimbursed.

⁴ Natixis Advisors, LLC ("Natixis Advisors") has given a binding contractual undertaking to the Fund to reimburse any and all transfer agency expenses for Class N shares. This undertaking is in effect through April 30, 2023 and may be terminated before then only with the consent of the Fund's Board of Trustees.

Example

This example is intended to help you compare the cost of investing in the Fund with the cost of investing in other mutual funds. The example assumes that you invest \$10,000 in the Fund for the time periods indicated and then redeem all of your shares at the end of those periods (except where indicated). The example also assumes that your investment has a 5% return each year and that the Fund's operating expenses remain the same, except that the example is based on the Total Annual Fund Operating Expenses After Fee Waiver and/or Expense Reimbursement assuming that such waiver and/or reimbursement will only be in place through the date noted above and on the Total Annual Fund Operating Expenses for the remaining periods. The example for Class C shares for the ten-year period reflects the conversion to Class A shares after eight years. The example does not take into account brokerage commissions and other fees

Fund Summary

to financial intermediaries that you may pay on your purchases and sales of shares of the Fund. Although your actual costs may be higher or lower, based on these assumptions your costs would be:

If shares are redeemed:	1 year	3 years	5 years	10 years
Class A	\$ 721	\$ 1,050	\$ 1,401	\$ 2,388
Class C	\$ 330	\$ 732	\$ 1,261	\$ 2,521
Class N	\$ 124	\$ 550	\$ 1,001	\$ 2,255
Class T	\$ 401	\$ 741	\$ 1,104	\$ 2,125
Class Y	\$ 129	\$ 426	\$ 745	\$ 1,648

If shares are not redeemed:	1 year	3 years	5 years	10 years
Class C	\$ 230	\$ 732	\$ 1,261	\$ 2,521

Portfolio Turnover

The Fund pays transaction costs, such as commissions, when it buys and sells securities (or “turns over” its portfolio). A higher portfolio turnover rate may indicate higher transaction costs and may result in higher taxes for you if your Fund shares are held in a taxable account. These costs, which are not reflected in annual fund operating expenses or in the example, affect the Fund’s performance. During its most recently ended fiscal year, the Fund’s portfolio turnover rate was 115% of the average value of its portfolio.

Investments, Risks and Performance

Principal Investment Strategies

The Fund seeks to achieve long and short exposure to global equity, bond, currency and commodity markets through a wide range of derivative instruments and direct investments. Under normal market conditions, the Adviser typically will make extensive use of derivative instruments, in particular futures, forward contracts and swaps on global equity and fixed-income securities, securities indices (including both broad- and narrow-based securities indices), currencies, commodities and other instruments. These investments are intended to provide the Fund with risk and return characteristics similar to those of a diversified portfolio of hedge funds. The Fund may also make direct long and short investments in equity and fixed-income securities.

The Fund seeks to generate absolute returns over time rather than track the performance of any particular index of hedge fund returns. In selecting investments for the Fund, the Adviser uses quantitative models to estimate the market exposures that drive the aggregate returns of a diverse set of hedge funds. The Adviser seeks to capture these market exposures in the aggregate while adding value through dynamic allocation among market exposures and volatility management. These market exposures may include, for example, exposures to the returns of stocks, fixed-income securities (including U.S. and non-U.S. government securities, as well as corporate debt securities), currencies and commodities. In estimating these market exposures, the Adviser may use various approaches, including analyses of the returns of hedge funds included in one or more commercially available databases selected by the Adviser (for example, the Lipper TASS hedge fund database) and regulatory filings. The Fund may also directly employ various strategies commonly used by hedge funds that seek to profit from underlying risk factors, such as merger arbitrage and trend-following strategies. In a merger arbitrage strategy, the Adviser buys shares of target companies in corporate reorganizations and establishes short positions in shares of the acquiring companies. Trend-following strategies analyze markets over various time horizons to invest either long or short in assets whose values are rising or falling, respectively.

The Adviser will have great flexibility to allocate the Fund’s exposure among various securities, indices, currencies, commodities and other instruments; the amount of the Fund’s assets that may be allocated to various strategies and among investments is expected to vary over time. When buying and selling securities and other instruments for the Fund, the Adviser also may consider other factors, such as: (i) the Fund’s obligations under its various derivative positions; (ii) portfolio rebalancing; (iii) redemption requests; (iv) yield management; (v) credit management; and (vi) volatility management. The Fund will not invest directly in hedge funds. The Fund may invest in non-U.S. securities and instruments and securities and instruments traded outside the United States, and expects to engage in non-U.S. currency transactions.

The Adviser currently targets an annualized volatility level of 9% or less (as measured by the standard deviation of the Fund’s returns). The Fund’s actual or realized volatility during certain periods or over time may materially exceed its target volatility for various reasons, including changes in market levels of volatility and because the Fund’s portfolio may include instruments that are inherently volatile. This would increase the risk of investing in the Fund.

Under normal market conditions, it is expected that no more than 25% of the Fund’s total assets will be dedicated to initial and variation margin payments relating to the Fund’s derivative transactions. The gross notional value of the Fund’s derivative investments, however, will generally exceed 25% of the Fund’s assets, and may significantly exceed the total value of the Fund’s assets. The Adviser will invest a portion of the Fund’s assets, which may vary over time, in short-term, high-quality securities. Such investments will be used primarily to finance the Fund’s investments in derivatives and, secondarily, to provide the Fund with incremental income and liquidity, and may include: (i) short-term obligations issued or guaranteed by the United States government, its agencies or instrumentalities; (ii) securities issued by foreign governments, their political subdivisions or agencies or instrumentalities; (iii) certificates of deposit, time deposits and bankers’ acceptances issued by domestic banks, foreign branches of domestic banks, foreign subsidiaries of domestic banks, and domestic and foreign branches of foreign banks; (iv) variable amount master demand notes; (v) participation interests in loans extended by banks to companies; (vi)

Fund Summary

commercial paper or similar debt obligations; and (vii) repurchase agreements. The Adviser will select such investments based on various factors, including the security's maturity and credit rating.

Although the Fund does not intend to invest in physical commodities directly, the Fund expects to obtain investment exposure to commodities and commodity-related derivatives through a wholly-owned subsidiary organized under the laws of the Cayman Islands that will make commodity-related investments (the "Commodity Subsidiary"). The Fund may invest up to 25% of its total assets in the Commodity Subsidiary. Under normal market conditions, no more than 10% of the Fund's total assets will be dedicated to initial and variation margin payments relating to these transactions.

The Fund will concentrate its investments in the financial services industry, which means it will normally invest at least 25% of its total assets in securities and other obligations (for example, bank certificates of deposit) of issuers in such industry. The Fund may engage in active and frequent trading of securities and other instruments. Effects of frequent trading may include high transaction costs, which may lower the Fund's return, and realization of greater short-term capital gains, distributions of which are taxable as ordinary income to taxable shareholders. Trading costs and tax effects associated with frequent trading may adversely affect the Fund's performance. The Fund's trading in derivatives is active and frequent. Active and frequent trading of derivatives, like active and frequent trading of securities, will result in transaction costs which reduce fund returns.

The percentage limitations set forth herein are not investment restrictions and the Fund may exceed these limits from time to time.

Principal Investment Risks

The principal risks of investing in the Fund are summarized below. The Fund does not represent a complete investment program. You may lose money by investing in the Fund.

Fund shares are not bank deposits and are not guaranteed, endorsed or insured by the Federal Deposit Insurance Corporation or any other government agency, and are subject to investment risks, including possible loss of the principal invested.

The significance of any specific risk to an investment in the Fund will vary over time, depending on the composition of the Fund's portfolio, market conditions, and other factors. You should read all of the risk information presented below carefully, because any one or more of these risks may result in losses to the Fund.

Leverage Risk: Taking short positions in securities results in a form of leverage. Leverage is the risk associated with securities or investment practices (e.g., borrowing and the use of certain derivatives) that multiply small index, market or asset-price movements into larger changes in value. The use of leverage increases the impact of gains and losses on the Fund's returns, and may lead to significant losses if investments are not successful.

Derivatives Risk: Derivative instruments (such as those in which the Fund may invest, including futures, swaps, forward contracts, and other foreign currency transactions and commodity-linked derivatives) are subject to changes in the value of the underlying assets or indices on which such instruments are based. There is no guarantee that the use of derivatives will be effective or that suitable transactions will be available. Even a small investment in derivatives may give rise to leverage risk and can have a significant impact on the Fund's exposure to commodities markets, securities market values, interest rates or currency exchange rates. It is possible that the Fund's liquid assets may be insufficient to support its obligations under its derivatives positions. The use of derivatives for other than hedging purposes may be considered a speculative activity, and involves greater risks than are involved in hedging. The use of derivatives may cause the Fund to incur losses greater than those that would have occurred had derivatives not been used. The Fund's use of derivatives involves other risks, such as credit/counterparty risk relating to the other party to a derivative contract (which is greater for forward currency contracts, uncleared swaps and other over-the-counter ("OTC") derivatives), the risk of difficulties in pricing and valuation, the risk that changes in the value of a derivative may not correlate as expected with changes in the value of relevant assets, rates or indices, liquidity risk, allocation risk and the risk of losing more than the initial margin (if any) required to initiate derivatives positions. There is also the risk that the Fund may be unable to terminate or sell a derivative position at an advantageous time or price. The Fund's derivative counterparties may experience financial difficulties or otherwise be unwilling or unable to honor their obligations, possibly resulting in losses to the Fund. There is a risk that the Adviser's use of derivatives, such as futures and forward contracts, to manage the Fund's volatility may be ineffective or may exacerbate losses, for example, if the derivative or the underlying assets decrease in value over time.

Equity Securities Risk: The value of the Fund's investments in equity securities could be subject to unpredictable declines in the value of individual securities and periods of below-average performance in individual securities or in the equity market as a whole. In the event an issuer is liquidated or declares bankruptcy, the claims of owners of the issuer's bonds generally take precedence over the claims of those who own preferred stock or common stock.

Short Exposure Risk: A short exposure through a derivative or short sale may present various risks, including credit/counterparty risk and leverage risk. If the value of the asset, asset class or index on which the Fund has obtained a short investment exposure increases, the Fund will incur a loss. Unlike a direct cash investment such as a stock, bond or exchange-traded fund ("ETF"), where the potential loss is limited to the purchase price, the potential risk of loss from a short exposure is theoretically unlimited. Moreover, there can be no assurance that securities necessary to cover (repurchase in order to close) a short position will be available for purchase. The Fund may be unable to borrow securities in connection with a short sale or to enter into a short position at an advantageous time or price, which could limit its ability to obtain the desired short exposure.

Models and Data Risk: The Adviser utilizes various proprietary quantitative models to identify investment opportunities. There is a possibility that one or all of the quantitative models may fail to identify profitable opportunities at any time. Furthermore, the models may incorrectly identify opportunities and these misidentified opportunities may lead to substantial losses for the Fund. Models may be predictive in nature and such models may result in an incorrect assessment of future events. Data used in the construction of models may prove to be inaccurate or stale, which may result in losses for the Fund.

Fund Summary

Allocation Risk: This is the risk that the Adviser's judgments about, and allocations between, asset classes and market exposures may adversely affect the Fund's performance. The allocation, as set forth above, may not be optimal in every market condition. You could lose money on your investment in the Fund as a result of this allocation. This risk can be increased by the use of derivatives to increase allocations to various market exposures. This is because derivatives can create investment leverage, which will magnify the impact to the Fund of its investment in any underperforming market exposure.

Commodity Risk: This is the risk that exposure to the commodities markets may subject the Fund to greater volatility than investments in traditional securities. The value of physical commodities or commodity-linked derivative instruments may be affected by changes in overall market movements, commodity price volatility, changes in interest rates, currency fluctuations, or factors affecting a particular industry or commodity, such as drought, floods, weather, livestock disease, embargoes, tariffs and international economic, political and regulatory developments.

Commodity Subsidiary Risk: Investing in the Commodity Subsidiary will indirectly expose the Fund to the risks associated with the Commodity Subsidiary's investments, such as commodity risk. The Commodity Subsidiary is not registered under the Investment Company Act of 1940 (the "1940 Act") and is not subject to all of the investor protections of the 1940 Act. Changes in the laws of the United States and/or the Cayman Islands, under which the Fund and the Commodity Subsidiary, respectively, are organized, could negatively affect the Fund and its shareholders.

Concentrated Investment Risk: The Fund is particularly vulnerable to events affecting companies in the financial services industry because the Fund concentrates its investments in securities and other obligations of issuers in such industry. Examples of risks affecting the financial services industry include changes in governmental regulation, issues relating to the availability and cost of capital, changes in interest rates and/or monetary policy and price competition. In addition, financial services companies are often more highly leveraged than other companies, making them inherently riskier. As a result, the Fund's shares may rise and fall in value more rapidly and to a greater extent than shares of a fund that does not concentrate or focus in a particular industry or economic sector.

Credit/Counterparty Risk: Credit/counterparty risk is the risk that the issuer or guarantor of a fixed-income security, or the counterparty to a derivative or other transaction, will be unable or unwilling to make timely payments of interest or principal or to otherwise honor its obligations. As a result, the Fund may sustain losses or be unable or delayed in its ability to realize gains. The Fund will be subject to credit/counterparty risk with respect to the counterparties to its derivatives transactions. This risk will be heightened to the extent the Fund enters into derivative transactions with a single counterparty (or affiliated counterparties that are part of the same organization), causing the Fund to have significant exposure to such counterparty. Many of the protections afforded to participants on organized exchanges and clearinghouses, such as the performance guarantee given by a central clearinghouse, are not available in connection with OTC derivatives transactions, such as foreign currency transactions. For centrally cleared derivatives, such as cleared swaps, futures and many options, the primary credit/counterparty risk is the creditworthiness of the Fund's clearing broker and the central clearinghouse itself.

Currency Risk: Fluctuations in the exchange rates between different currencies may negatively affect an investment. The Fund may be subject to currency risk because it may invest a significant portion of its assets in currency-related instruments and may invest in securities or other instruments denominated in, or that generate income denominated in, foreign currencies. The Fund may elect not to hedge currency risk, or may hedge such risk imperfectly, which may cause the Fund to incur losses that would not have been incurred had the risk been hedged.

Cybersecurity and Technology Risk: The Fund, its service providers, and other market participants increasingly depend on complex information technology and communications systems, which are subject to a number of different threats and risks that could adversely affect the Fund and its shareholders. Cybersecurity and other operational and technology issues may result in financial losses to the Fund and its shareholders.

Foreign Securities Risk: Investments in foreign securities may be subject to greater political, economic, environmental, credit/counterparty and information risks. The Fund's investments in foreign securities also are subject to foreign currency fluctuations and other foreign currency-related risks. Foreign securities may be subject to higher volatility than U.S. securities, varying degrees of regulation and limited liquidity.

Hedge Fund Risk: Hedge funds are typically unregulated private investment pools available only to sophisticated investors. They are often illiquid and highly leveraged. Although the Fund will not invest directly in hedge funds, because the Fund's investments are intended to provide exposure to the factors that drive hedge fund returns, an investment in the Fund will be subject to many of the same risks associated with an investment in a diversified portfolio of hedge funds. Therefore, the Fund's performance may be lower than the returns of the broader stock market and the Fund's net asset value may fluctuate substantially over time.

Index/Tracking Error Risk: Although the Fund does not seek to track any particular index, the Fund seeks to analyze the factors that drive hedge fund returns, as determined by reference to one or more indices. These indices may not provide an accurate representation of hedge fund returns generally, and the Adviser's strategy may not successfully identify or be able to replicate factors that drive returns. There is a risk that hedge fund return data provided by third party hedge fund index providers may be inaccurate or may not accurately reflect hedge fund returns due to survivorship bias, self-reporting bias or other biases.

Interest Rate Risk: Interest rate risk is the risk that the value of the Fund's investments will fall if interest rates rise. Generally, the value of fixed-income securities rises when prevailing interest rates fall and falls when interest rates rise. Interest rate risk generally is greater for funds that invest in fixed-income securities with relatively longer durations than for funds that invest in fixed-income securities with shorter durations. In addition, an economic downturn or period of rising interest rates could adversely affect the market for these securities and reduce the Fund's ability to sell them, negatively impacting the performance of the Fund. Potential future changes in government monetary policy may affect the level of interest rates.

Investments in Other Investment Companies Risk: The Fund will indirectly bear the management, service and other fees of any other investment companies, including ETFs, in which it invests in addition to its own expenses.

Fund Summary

Large Investor Risk: Ownership of shares of the Fund may be concentrated in one or a few large investors. Such investors may redeem shares in large quantities or on a frequent basis. Redemptions by a large investor can affect the performance of the Fund, may increase realized capital gains, including short-term capital gains taxable as ordinary income, may accelerate the realization of taxable income to shareholders and may increase transaction costs. These transactions potentially limit the use of any capital loss carryforwards and certain other losses to offset future realized capital gains (if any). Such transactions may also increase the Fund's expenses.

LIBOR Risk: LIBOR risk is the risk that the transition away from the London Interbank Offered Rate ("LIBOR") may lead to increased volatility and illiquidity in markets that are tied to LIBOR. LIBOR is a benchmark interest rate that is used extensively as a "reference rate" for financial instruments, including many corporate and municipal bonds, bank loans, asset-backed and mortgage-related securities, interest rate swaps and other derivatives. ICE Benchmark Administration, the administrator of LIBOR, ceased publication of most LIBOR settings on a representative basis at the end of 2021 and is expected to cease publication of a majority of U.S. dollar LIBOR settings on a representative basis after June 30, 2023. In addition, global regulators have announced that, with limited exceptions, no new LIBOR-based contracts should be entered into after 2021. The transition away from LIBOR poses a number of other risks, including changed values of LIBOR-related investments and reduced effectiveness of hedging strategies, each of which may adversely affect the Fund's performance.

Liquidity Risk: Liquidity risk is the risk that the Fund may be unable to find a buyer for its investments when it seeks to sell them or to receive the price it expects. Decreases in the number of financial institutions willing to make markets in the Fund's investments or in their capacity or willingness to transact may increase the Fund's exposure to this risk. Events that may lead to increased redemptions, such as market disruptions or increases in interest rates, may also negatively impact the liquidity of the Fund's investments when it needs to dispose of them. If the Fund is forced to sell its investments at an unfavorable time and/or under adverse conditions in order to meet redemption requests, such sales could negatively affect the Fund. During times of market turmoil, there may be no buyers or sellers for securities in certain asset classes. In other circumstances, liquid investments may become illiquid. Derivatives, and particularly OTC derivatives, are generally subject to liquidity risk as well. Liquidity issues may also make it difficult to value the Fund's investments. The Fund may invest in liquid investments that become illiquid due to financial distress, or geopolitical events such as sanctions, trading halts or wars.

Management Risk: A strategy used by the Fund's portfolio managers may fail to produce the intended result.

Market/Issuer Risk: The market value of the Fund's investments will move up and down, sometimes rapidly and unpredictably, based upon overall market and economic conditions, as well as a number of reasons that directly relate to the issuers of the Fund's investments, such as management performance, financial condition and demand for the issuers' goods and services. The Adviser will attempt to reduce this risk by implementing various volatility management strategies and techniques. However, there is no guarantee that such strategies and techniques will produce the intended result.

Portfolio Turnover Rate Risk: The Fund may engage in active and frequent trading of portfolio securities to pursue its principal investment strategy. A high rate of portfolio turnover may involve correspondingly greater expenses, which must be borne by the Fund and its shareholders, and also may result in short-term capital gains or losses to shareholders.

U.S. Government Securities Risk: Investments in certain U.S. government securities may not be supported by the full faith and credit of the U.S. government. Accordingly, no assurance can be given that the U.S. government will provide financial support to U.S. government agencies, instrumentalities or sponsored enterprises if it is not obligated to do so by law. The maximum potential liability of the issuers of some U.S. government securities held by the Fund may greatly exceed their current resources, and it is possible that these issuers will not have the funds to meet their payment obligations in the future. In such a case, the Fund would have to look principally to the agency, instrumentality or sponsored enterprise issuing or guaranteeing the security for ultimate repayment, and the Fund may not be able to assert a claim against the U.S. government itself in the event the agency, instrumentality or sponsored enterprise does not meet its commitment. Concerns about the capacity of the U.S. government to meet its obligations may raise the interest rates payable on its securities, negatively impacting the price of such securities already held by the Fund.

Valuation Risk: This is the risk that the Fund has valued certain securities or positions at a higher price than the price at which they can be sold. This risk may be especially pronounced for investments, such as derivatives, that may be illiquid or may become illiquid.

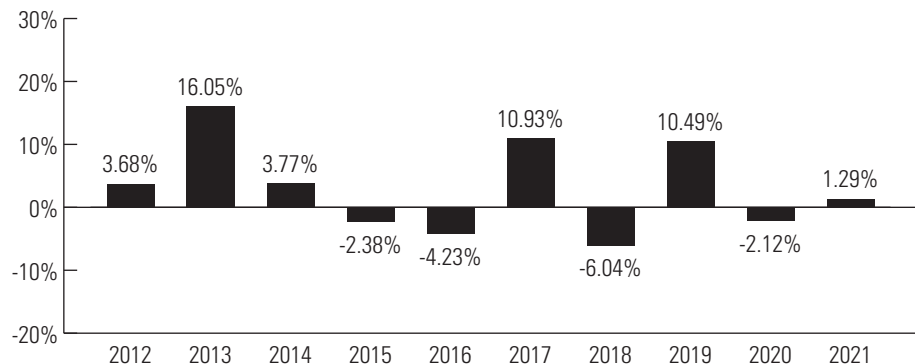
Risk/Return Bar Chart and Table

The bar chart and table shown below provide some indication of the risks of investing in the Fund by showing changes in the Fund's performance from year-to-year and by showing how the Fund's average annual returns for the one-year, five-year, ten-year and life-of-class periods (as applicable) compare to those of a broad measure of market performance. The Barclay Fund of Funds Index is a measure of the average return of all funds of funds in the Barclay database. Performance for Class C shares includes the automatic conversion to Class A shares after eight years. The Fund's past performance (before and after taxes) does not necessarily indicate how the Fund will perform in the future. Updated performance information is available online at im.natixis.com and/or by calling the Fund toll-free at 800-225-5478.

The chart does not reflect any sales charge that you may be required to pay when you buy or redeem the Fund's shares. A sales charge will reduce your return.

Fund Summary

Total Returns for Class Y Shares



Highest Quarterly Return:
First Quarter 2015, 5.96%

Lowest Quarterly Return:
First Quarter 2020, -9.51%

Average Annual Total Returns

(for the periods ended December 31, 2021)

	Past 1 Year	Past 5 Years	Past 10 Years	Life of Class N (5/1/13)
Class Y - Return Before Taxes	1.29%	2.69%	2.91%	-
Return After Taxes on Distributions	1.29%	2.24%	2.11%	-
Return After Taxes on Distributions and Sale of Fund Shares	0.76%	1.89%	2.00%	-
Class A - Return Before Taxes	-4.77%	1.22%	2.05%	-
Class C - Return Before Taxes	-0.70%	1.66%	2.04%	-
Class N - Return Before Taxes	1.39%	2.72%	-	2.12%
Class T - Return Before Taxes	-1.46%	1.90%	2.40%	-
Barclay Fund of Funds Index	2.98%	4.07%	3.58%	3.10%

The Fund did not have Class T shares outstanding during the periods shown above. The returns of Class T shares would have been substantially similar to the returns of the Fund's other share classes because they would have been invested in the same portfolio of securities and would only differ to the extent the other share classes did not have the same expenses. Performance of Class T shares shown above is that of Class A shares, which have the same expenses as Class T shares, restated to reflect the different sales load applicable to Class T shares.

After-tax returns are calculated using the historical highest individual federal marginal income tax rates and do not reflect the impact of state and local taxes. Actual after-tax returns depend on an investor's tax situation and may differ from those shown. After-tax returns shown are not relevant to investors who hold their shares through tax-advantaged arrangements, such as 401(k) plans, qualified plans, education savings accounts, such as 529 plans, or individual retirement accounts. The after-tax returns are shown for only one class of the Fund. After-tax returns for the other classes of the Fund will vary. Index performance reflects no deduction for fees, expenses or taxes, but does reflect the management fees and other expenses of both the funds of funds in the index and the hedge funds in which those funds of funds invest.

Management

Investment Adviser

AlphaSimplex Group, LLC

Portfolio Managers

Alexander D. Healy, Chief Investment Officer of the Adviser, has served as co-portfolio manager of the Fund since 2014.

Kathryn M. Kaminski, Chief Research Strategist of the Adviser, has served as co-portfolio manager of the Fund since 2020.

Timothy J. Kang, Research Scientist of the Adviser, has served as co-portfolio manager of the Fund since 2020.

Peter A. Lee, Senior Research Scientist of the Adviser, has served as co-portfolio manager of the Fund since 2010.

Philippe P. Lüdi, CFA®, Senior Research Scientist of the Adviser, has served as co-portfolio manager of the Fund since 2014.

Robert S. Rickard, Portfolio Manager of the Adviser, has served as co-portfolio manager of the Fund since 2008.

Purchase and Sale of Fund Shares

Class A and C Shares

The following chart shows the investment minimums for various types of accounts:

Type of Account	Minimum Initial Purchase	Minimum Subsequent Purchase
Any account other than those listed below	\$ 2,500	\$ 50
For shareholders participating in Natixis Funds' Investment Builder Program	\$ 1,000	\$ 50
For Traditional IRA, Roth IRA, Rollover IRA, SEP-IRA and Keogh plans using the Natixis Funds' prototype document (direct accounts, not held through intermediary)	\$ 1,000	\$ 50
Coverdell Education Savings Accounts using the Natixis Funds' prototype document (direct accounts, not held through intermediary)	\$ 500	\$ 50

There is no initial or subsequent investment minimum for:

- **Fee Based Programs** (such as wrap accounts) where an advisory fee is paid to the broker-dealer or other financial intermediary. Please consult your financial representative to determine if your fee based program is subject to additional or different conditions or fees.
- **Certain Retirement Plans.** Please consult your retirement plan administrator to determine if your retirement plan is subject to additional or different conditions or fees imposed by the plan administrator.
- Clients of a **Registered Investment Adviser** where the Registered Investment Adviser receives an advisory, management or consulting fee.

The minimum investment requirements for Class A shares may be waived or lowered for investments effected through certain financial intermediaries that have entered into special arrangements with Natixis Distribution, LLC (the "Distributor"). Consult your financial intermediary for additional information regarding the minimum investment requirement applicable to your investment.

Class N Shares

Class N shares of the Fund are subject to a \$1,000,000 initial investment minimum. This minimum applies to Fee Based Programs and accounts (such as wrap accounts) where an advisory fee is paid to the broker-dealer or other financial intermediary, accounts established via a transfer, or any other transaction in which a new account is established. There is no subsequent investment minimum for these shares. There is no initial investment minimum for:

- **Certain Retirement Plans.** Please consult your retirement plan administrator to determine if your retirement plan is subject to additional or different conditions or fees imposed by the plan administrator.
- **Sub-accounts** held within an omnibus account, where the omnibus account has at least \$1,000,000.
- **Funds of funds** that are distributed by the Distributor.

In its sole discretion, the Distributor may waive the investment minimum requirement for accounts as to which the Distributor reasonably believes will have enough assets to exceed the investment minimum requirement within a relatively short period of time following the establishment date of such accounts in Class N. If, after two years, an account's value does not exceed the investment minimum requirement, the Distributor and the Fund reserve the right to redeem such account.

Class T Shares

Class T shares of the Fund are not currently available for purchase.

Class T shares of the Fund may only be purchased by investors who are investing through an authorized third party, such as a broker-dealer or other financial intermediary, that has entered into a selling agreement with the Distributor. Investors may not hold Class T shares directly with the Fund. Class T shares are subject to a minimum initial investment of \$2,500 and a minimum subsequent investment of \$50. Not all financial intermediaries make Class T shares available to their clients.

Class Y Shares

Class Y shares of the Fund are generally subject to a minimum initial investment of \$100,000 and a minimum subsequent investment of \$50, except there is no minimum initial or subsequent investment for:

- **Fee Based Programs** (such as wrap accounts) where an advisory fee is paid to the broker-dealer or other financial intermediary. Please consult your financial representative to determine if your fee based program is subject to additional or different conditions or fees.
- **Certain Retirement Plans.** Please consult your retirement plan administrator to determine if your retirement plan is subject to additional or different conditions or fees imposed by the plan administrator.
- **Certain Individual Retirement Accounts** if the amounts invested represent rollover distributions from investments by any of the retirement plans invested in the Fund.
- Clients of a **Registered Investment Adviser** where the Registered Investment Adviser receives an advisory, management or consulting fee.
- **Fund Trustees**, former Fund trustees, employees of affiliates of the Natixis Funds and other individuals who are affiliated with any Natixis Fund (this also

Fund Summary

applies to any spouse, parents, children, siblings, grandparents, grandchildren and in-laws of those mentioned) and Natixis affiliate employee benefit plans.

At the discretion of Natixis Advisors, clients of Natixis Advisors and its affiliates may purchase Class Y shares of the Fund below the stated minimums.

Due to operational limitations at your financial intermediary, certain fee based programs, retirement plans, individual retirement accounts and accounts of registered investment advisers may be subject to the investment minimums described above.

The Fund's shares are available for purchase and are redeemable on any business day through your investment dealer, directly from the Fund by writing to the Fund at Natixis Funds, P.O. Box 219579, Kansas City, MO 64121-9579, by exchange, by wire, by internet at im.natixis.com (certain restrictions may apply), through the Automated Clearing House system, or, in the case of redemptions, by telephone at 800-225-5478 or by the Systematic Withdrawal Plan.

Tax Information

Fund distributions are generally taxable to you as ordinary income or capital gains, except for distributions to retirement plans and other investors that qualify for tax-advantaged treatment under U.S. federal income tax law generally. Investments in such tax-advantaged plans will generally be taxed only upon withdrawal of monies from the tax-advantaged arrangement.

Payments to Broker-Dealers and Other Financial Intermediaries

If you purchase shares of the Fund through a broker-dealer or other financial intermediary (such as a bank), the Fund and its related companies may pay the intermediary for the sale of the Fund shares and related services. These payments may create a conflict of interest by influencing the broker-dealer or other intermediary and your salesperson to recommend the Fund over another investment. Ask your salesperson or visit your financial intermediary's website for more information.

AlphaSimplex Managed Futures Strategy Fund

Investment Goal

The Fund pursues an absolute return strategy that seeks to provide capital appreciation.

Fund Fees & Expenses

The following table describes the fees and expenses that you may pay if you buy, hold, and sell shares of the Fund. You may pay other fees, such as brokerage commissions and other fees to financial intermediaries, which are not reflected in this table. You may qualify for sales charge discounts if you and your family invest, or agree to invest in the future, at least \$50,000 in the Natixis Funds Complex. More information about these and other discounts is available from your financial professional and in the section “How Sales Charges Are Calculated” on page 85 of the Prospectus, in Appendix A to the Prospectus and on page 130 in the section “Reduced Sales Charges” of the Statement of Additional Information (“SAI”).

Shareholder Fees

(fees paid directly from your investment)

	Class A	Class C	Class N	Class T	Class Y
Maximum sales charge (load) imposed on purchases (as a percentage of offering price)	5.75%	None	None	2.50%	None
Maximum deferred sales charge (load) (as a percentage of original purchase price or redemption proceeds, as applicable)	None*	1.00%	None	None	None
Redemption fees	None	None	None	None	None

* A 1.00% contingent deferred sales charge (“CDSC”) may apply to certain purchases of Class A shares of \$1,000,000 or more that are redeemed within eighteen months of the date of purchase.

Annual Fund Operating Expenses

(expenses that you pay each year as a percentage of the value of your investment)

	Class A	Class C	Class N	Class T	Class Y
Management fees	1.25%	1.25%	1.25%	1.25%	1.25%
Distribution and/or service (12b-1) fees	0.25%	1.00%	0.00%	0.25%	0.00%
Other expenses	0.26%	0.26%	0.13%	0.26% ¹	0.26%
Total annual fund operating expenses	1.76%	2.51%	1.38%	1.76%	1.51%
Fee waiver and/or expense reimbursement ²	0.04%	0.04%	0.00%	0.04%	0.04%
Total annual fund operating expenses after fee waiver and/or expense reimbursement	1.72%	2.47%	1.38%	1.72%	1.47%

¹ Other expenses for Class T shares are estimated for the current fiscal year.

² AlphaSimplex Group, LLC (“AlphaSimplex” or the “Adviser”) has given a binding contractual undertaking to the Fund to limit the amount of the Fund’s total annual fund operating expenses to 1.70%, 2.45%, 1.40%, 1.70% and 1.45% of the Fund’s average daily net assets for Class A, Class C, Class N, Class T and Class Y shares, respectively, exclusive of brokerage expenses, interest expense, taxes, acquired fund fees and expenses, organizational and extraordinary expenses, such as litigation and indemnification expenses. This undertaking is in effect through April 30, 2023 and may be terminated before then only with the consent of the Fund’s Board of Trustees. The Adviser will be permitted to recover management fees waived and/or expenses reimbursed to the extent that expenses in later periods fall below both (1) the class’ applicable expense limitation at the time such amounts were waived/reimbursed and (2) the class’ current applicable expense limitation. The Fund will not be obligated to repay any such waived/reimbursed fees and expenses more than one year after the end of the fiscal year in which the fees or expenses were waived/reimbursed.

Example

This example is intended to help you compare the cost of investing in the Fund with the cost of investing in other mutual funds. The example assumes that you invest \$10,000 in the Fund for the time periods indicated and then redeem all of your shares at the end of those periods (except where indicated). The example also assumes that your investment has a 5% return each year and that the Fund’s operating expenses remain the same, except that the example is based on the Total Annual Fund Operating Expenses After Fee Waiver and/or Expense Reimbursement assuming that such waiver and/or reimbursement will only be in place through the date noted above and on the Total Annual Fund Operating Expenses for the remaining periods. The example for Class C shares for the ten-year period reflects the conversion to Class A shares after eight years. The example does not take into account brokerage commissions and other fees to financial intermediaries that you may pay on your purchases and sales of shares of the Fund. Although your actual costs may be higher or lower, based on these assumptions your costs would be:

Fund Summary

If shares are redeemed:	1 year	3 years	5 years	10 years
Class A	\$ 740	\$ 1,094	\$ 1,471	\$ 2,526
Class C	\$ 350	\$ 778	\$ 1,332	\$ 2,659
Class N	\$ 140	\$ 437	\$ 755	\$ 1,657
Class T	\$ 420	\$ 786	\$ 1,177	\$ 2,268
Class Y	\$ 150	\$ 473	\$ 820	\$ 1,798
If shares are not redeemed:	1 year	3 years	5 years	10 years
Class C	\$ 250	\$ 778	\$ 1,332	\$ 2,659

Portfolio Turnover

The Fund pays transaction costs, such as commissions, when it buys and sells securities (or “turns over” its portfolio). A higher portfolio turnover rate may indicate higher transaction costs and may result in higher taxes for you if your Fund shares are held in a taxable account. These costs, which are not reflected in annual fund operating expenses or in the example, affect the Fund’s performance. Due to the short-term nature of the Fund’s investment portfolio, the Fund does not calculate a portfolio turnover rate.

Investments, Risks and Performance

Principal Investment Strategies

The Fund seeks to generate positive absolute returns over time. Under normal market conditions, the Adviser typically will make extensive use of a variety of derivative instruments, including futures and forward contracts, to capture the exposures suggested by its absolute return strategy while also seeking to add value through volatility management. These market exposures, which are expected to change over time, may include, for example, exposures to the returns of U.S. and non-U.S. equity and fixed-income securities indices (including both broad- and narrow-based securities indices), currencies and commodities. The Adviser will have great flexibility to allocate the Fund’s derivatives exposure among various securities, indices, currencies, commodities and other instruments; the amount of the Fund’s assets that may be allocated to derivative strategies and among these various instruments is expected to vary over time. The Adviser uses proprietary quantitative models to identify price trends in equity, fixed-income, currency and commodity instruments across time periods of various lengths. The Adviser believes that asset prices may show persistent trending behavior due to a number of behavioral biases among market participants as well as certain risk-management policies that will identify assets to purchase in upward-trending markets and identify assets to sell in downward-trending markets. The Adviser believes that following trends across a widely diversified set of assets, combined with active risk management, may allow it to earn a positive expected return over time. The Fund may have both “short” and “long” exposures within an asset class based upon the Adviser’s analysis of multiple time horizons to identify trends in a particular asset class. A “short” exposure will benefit when the underlying asset class decreases in price. A “long” exposure will benefit when the underlying asset class increases in price. The Adviser will scale the notional exposure of the Fund’s futures and currency forward positions with the objective of targeting a relatively stable level of annualized volatility for the Fund’s overall portfolio. The Adviser currently targets an annualized volatility level of 17% or less (as measured by the standard deviation of the Fund’s returns). The Fund’s actual or realized volatility during certain periods or over time may materially exceed its target volatility for various reasons, including changes in market levels of volatility and because the Fund’s portfolio may include instruments that are inherently volatile. This would increase the risk of investing in the Fund.

Under normal market conditions, it is expected that no more than 25% of the Fund’s total assets will be dedicated to initial and variation margin payments relating to the Fund’s derivative transactions. The gross notional value of the Fund’s derivative investments, however, will generally exceed 25% of the Fund’s total assets, and may significantly exceed the total value of the Fund’s assets. The Fund expects that under normal market conditions it will invest at least 75% of its total assets in money market and other short-term, high-quality securities (such as bankers’ acceptances, certificates of deposit, commercial paper, loan participations, repurchase agreements and time deposits) (the “Money Market Portion”), although the Fund may invest less than this percentage. The Adviser will determine the percentage of the Fund’s assets that will be invested in the Money Market Portion at any time. The assets allocated to the Money Market Portion will be used primarily to support the Fund’s investments in derivatives and, secondarily, to provide the Fund with incremental income and liquidity. Although the Fund will invest a significant portion of its assets in money market instruments, the Fund is not a “money market” fund and the value of the Money Market Portion as well as the value of the Fund’s shares may decrease. The Fund is not subject to the portfolio quality, maturity and net asset value requirements applicable to money market funds, and the Fund will not seek to maintain a stable net asset value. The Fund will concentrate its investments in the financial services industry, which means it will normally invest at least 25% of its total assets in securities and other obligations (for example, bank certificates of deposit, repurchase agreements and time deposits) of issuers in such industry.

The Adviser will only invest the assets of the Money Market Portion in high-quality securities which are denominated in U.S. dollars, and will select securities for investment based on various factors, including the security’s maturity and rating. The Adviser will invest primarily in: (i) short-term obligations issued or guaranteed by the United States government, its agencies or instrumentalities (“U.S. Government Obligations”); (ii) securities issued by foreign governments, their political subdivisions, agencies or instrumentalities; (iii) certificates of deposit, time deposits and bankers’ acceptances issued by domestic banks, foreign branches of domestic banks, foreign subsidiaries of domestic banks and domestic and foreign branches of foreign banks; (iv) variable amount master

Fund Summary

demand notes; (v) participation interests in loans extended by banks to companies; (vi) commercial paper or similar debt obligations; and (vii) repurchase agreements.

Although the Fund does not intend to invest in physical commodities directly, the Fund expects to obtain investment exposure to commodities and commodity-related derivatives by investing in a wholly-owned subsidiary organized under the laws of the Cayman Islands that will make commodity-related investments (the "Commodity Subsidiary"). The Fund may invest up to 25% of its total assets in the Commodity Subsidiary. Under normal market conditions, no more than 10% of the Fund's total assets will be dedicated to initial and variation margin payments relating to these transactions.

Although the Fund seeks positive absolute returns over time, it is likely that the Fund's investment returns may be volatile over short periods of time. The Fund may outperform the overall securities market during periods of flat or negative market performance and may underperform during periods of strong market performance. There can be no assurance that the Fund's returns over time or during any period will be positive or that the Fund will outperform the overall security markets over time or during any particular period.

The Fund may engage in active and frequent trading of securities and other instruments. Effects of frequent trading may include high transaction costs, which may lower the Fund's return, and realization of greater short-term capital gains, distributions of which are taxable as ordinary income to taxable shareholders. Trading costs and tax effects associated with frequent trading may adversely affect the Fund's performance. Due to the short-term nature of the Fund's investment portfolio, the Fund does not calculate a portfolio turnover rate. The Fund's trading in derivatives is active and frequent. Active and frequent trading of derivatives, like active and frequent trading of securities, will result in transaction costs which reduce fund returns.

The percentage limitations set forth herein are not investment restrictions and the Fund may exceed these limits from time to time.

Principal Investment Risks

The principal risks of investing in the Fund are summarized below. The Fund does not represent a complete investment program. You may lose money by investing in the Fund.

Fund shares are not bank deposits and are not guaranteed, endorsed or insured by the Federal Deposit Insurance Corporation or any other government agency, and are subject to investment risks, including possible loss of the principal invested.

The significance of any specific risk to an investment in the Fund will vary over time, depending on the composition of the Fund's portfolio, market conditions, and other factors. You should read all of the risk information presented below carefully, because any one or more of these risks may result in losses to the Fund.

Derivatives Risk: Derivative instruments (such as those in which the Fund may invest, including futures and forward contracts) are subject to changes in the value of the underlying assets or indices on which such instruments are based. There is no guarantee that the use of derivatives will be effective or that suitable transactions will be available. Even a small investment in derivatives may give rise to leverage risk and can have a significant impact on the Fund's exposure to commodities markets, securities market values, interest rates or currency exchange rates. It is possible that the Fund's liquid assets may be insufficient to support its obligations under its derivatives positions. The use of derivatives for other than hedging purposes may be considered a speculative activity, and involves greater risks than are involved in hedging. The use of derivatives may cause the Fund to incur losses greater than those that would have occurred had derivatives not been used. The Fund's use of derivatives involves other risks, such as credit/counterparty risk relating to the other party to a derivative contract (which is greater for forward contracts and other over-the-counter ("OTC") derivatives), the risk of difficulties in pricing and valuation, the risk that changes in the value of a derivative may not correlate as expected with changes in the value of relevant assets, rates or indices, liquidity risk, allocation risk and the risk of losing more than the initial margin (if any) required to initiate derivatives positions. There is also the risk that the Fund may be unable to terminate or sell a derivative position at an advantageous time or price. The Fund's derivative counterparties may experience financial difficulties or otherwise be unwilling or unable to honor their obligations, possibly resulting in losses to the Fund. There is a risk that the Adviser's use of derivatives, such as futures and forward contracts, to manage the Fund's volatility may be ineffective or may exacerbate losses, for example, if the derivative or the underlying assets decrease in value over time.

Equity Securities Risk: The value of the Fund's investments in equity securities could be subject to unpredictable declines in the value of individual securities and periods of below-average performance in individual securities or in the equity market as a whole. In the event an issuer is liquidated or declares bankruptcy, the claims of owners of the issuer's bonds generally take precedence over the claims of those who own preferred stock or common stock.

Interest Rate Risk: Interest rate risk is the risk that the value of the Fund's investments will fall if interest rates rise. Generally, the value of fixed-income securities rises when prevailing interest rates fall and falls when interest rates rise. Interest rate risk generally is greater for funds that invest in fixed-income securities with relatively longer durations than for funds that invest in fixed-income securities with shorter durations. In addition, an economic downturn or period of rising interest rates could adversely affect the market for these securities and reduce the Fund's ability to sell them, negatively impacting the performance of the Fund. Potential future changes in government monetary policy may affect the level of interest rates.

Currency Risk: Fluctuations in the exchange rates between different currencies may negatively affect an investment. The Fund may be subject to currency risk because it may invest a significant portion of its assets in currency-related instruments and may invest in securities or other instruments denominated in, or that generate income denominated in, foreign currencies. The Fund may elect not to hedge currency risk, or may hedge such risk imperfectly, which may cause the Fund to incur losses that would not have been incurred had the risk been hedged.

Commodity Risk: This is the risk that exposure to the commodities markets may subject the Fund to greater volatility than investments in traditional securities. The value of physical commodities or commodity-linked derivative instruments may be affected by changes in overall market movements, commodity price volatility, changes in interest rates, currency fluctuations, or factors affecting a particular industry or commodity, such as drought, floods, weather, livestock disease, embargoes, tariffs and international economic, political and regulatory developments.

Allocation Risk: This is the risk that the Adviser's judgments about, and allocations between, asset classes and market exposures may adversely affect the Fund's performance. The allocation, as set forth above, may not be optimal in every market condition. You could lose money on your investment in the Fund as a result of this allocation. This risk can be increased by the use of derivatives to increase allocations to various market exposures. This is because derivatives can create investment leverage, which will magnify the impact to the Fund of its investment in any underperforming market exposure.

Commodity Subsidiary Risk: Investing in the Commodity Subsidiary will indirectly expose the Fund to the risks associated with the Commodity Subsidiary's investments, such as commodity risk. The Commodity Subsidiary is not registered under the Investment Company Act of 1940 (the "1940 Act") and is not subject to all of the investor protections of the 1940 Act. Changes in the laws of the United States and/or the Cayman Islands, under which the Fund and the Commodity Subsidiary, respectively, are organized, could negatively affect the Fund and its shareholders.

Concentrated Investment Risk: The Fund is particularly vulnerable to events affecting companies in the financial services industry because the Fund concentrates its investments in securities and other obligations of issuers in such industry. Examples of risks affecting the financial services industry include changes in governmental regulation, issues relating to the availability and cost of capital, changes in interest rates and/or monetary policy and price competition. In addition, financial services companies are often more highly leveraged than other companies, making them inherently riskier. As a result, the Fund's shares may rise and fall in value more rapidly and to a greater extent than shares of a fund that does not concentrate or focus in a particular industry or economic sector.

Credit/Counterparty Risk: Credit/counterparty risk is the risk that the issuer or guarantor of a fixed-income security, or the counterparty to a derivative or other transaction, will be unable or unwilling to make timely payments of interest or principal or to otherwise honor its obligations. As a result, the Fund may sustain losses or be unable or delayed in its ability to realize gains. The Fund will be subject to credit/counterparty risk with respect to the counterparties to its derivatives transactions. This risk will be heightened to the extent the Fund enters into derivative transactions with a single counterparty (or affiliated counterparties that are part of the same organization), causing the Fund to have significant exposure to such counterparty. Many of the protections afforded to participants on organized exchanges and clearinghouses, such as the performance guarantee given by a central clearinghouse, are not available in connection with OTC derivatives transactions, such as foreign currency transactions. For centrally cleared derivatives, such as cleared swaps, futures and many options, the primary credit/counterparty risk is the creditworthiness of the Fund's clearing broker and the central clearinghouse itself.

Cybersecurity and Technology Risk: The Fund, its service providers, and other market participants increasingly depend on complex information technology and communications systems, which are subject to a number of different threats and risks that could adversely affect the Fund and its shareholders. Cybersecurity and other operational and technology issues may result in financial losses to the Fund and its shareholders.

Foreign Securities Risk: Investments in foreign securities may be subject to greater political, economic, environmental, credit/counterparty and information risks. The Fund's investments in foreign securities also are subject to foreign currency fluctuations and other foreign currency-related risks. Foreign securities may be subject to higher volatility than U.S. securities, varying degrees of regulation and limited liquidity.

Leverage Risk: Taking short positions in securities results in a form of leverage. Leverage is the risk associated with securities or investment practices (e.g., borrowing and the use of certain derivatives) that multiply small index, market or asset-price movements into larger changes in value. The use of leverage increases the impact of gains and losses on the Fund's returns, and may lead to significant losses if investments are not successful.

LIBOR Risk: LIBOR risk is the risk that the transition away from the London Interbank Offered Rate ("LIBOR") may lead to increased volatility and illiquidity in markets that are tied to LIBOR. LIBOR is a benchmark interest rate that is used extensively as a "reference rate" for financial instruments, including many corporate and municipal bonds, bank loans, asset-backed and mortgage-related securities, interest rate swaps and other derivatives. ICE Benchmark Administration, the administrator of LIBOR, ceased publication of most LIBOR settings on a representative basis at the end of 2021 and is expected to cease publication of a majority of U.S. dollar LIBOR settings on a representative basis after June 30, 2023. In addition, global regulators have announced that, with limited exceptions, no new LIBOR-based contracts should be entered into after 2021. The transition away from LIBOR poses a number of other risks, including changed values of LIBOR-related investments and reduced effectiveness of hedging strategies, each of which may adversely affect the Fund's performance.

Liquidity Risk: Liquidity risk is the risk that the Fund may be unable to find a buyer for its investments when it seeks to sell them or to receive the price it expects. Decreases in the number of financial institutions willing to make markets in the Fund's investments or in their capacity or willingness to transact may increase the Fund's exposure to this risk. Events that may lead to increased redemptions, such as market disruptions or increases in interest rates, may also negatively impact the liquidity of the Fund's investments when it needs to dispose of them. If the Fund is forced to sell its investments at an unfavorable time and/or under adverse conditions in order to meet redemption requests, such sales could negatively affect the Fund. During times of market turmoil, there may be no buyers or sellers for securities in certain asset classes. In other circumstances, liquid investments may become illiquid. Derivatives, and particularly OTC derivatives, are generally subject to liquidity risk as well. Liquidity issues may also make it difficult to value the Fund's investments. The Fund may invest in liquid investments that become illiquid due to financial distress, or geopolitical events such as sanctions, trading halts or wars.

Management Risk: A strategy used by the Fund's portfolio managers may fail to produce the intended result.

Market/Issuer Risk: The market value of the Fund's investments will move up and down, sometimes rapidly and unpredictably, based upon overall market and economic conditions, as well as a number of reasons that directly relate to the issuers of the Fund's investments, such as management performance,

Fund Summary

financial condition and demand for the issuers' goods and services. The Adviser will attempt to reduce this risk by implementing various volatility management strategies and techniques. However, there is no guarantee that such strategies and techniques will produce the intended result.

Models and Data Risk: The Adviser utilizes various proprietary quantitative models to identify investment opportunities. There is a possibility that one or all of the quantitative models may fail to identify profitable opportunities at any time. Furthermore, the models may incorrectly identify opportunities and these misidentified opportunities may lead to substantial losses for the Fund. Models may be predictive in nature and such models may result in an incorrect assessment of future events. Data used in the construction of models may prove to be inaccurate or stale, which may result in losses for the Fund.

Short Exposure Risk: A short exposure through a derivative or short sale may present various risks, including credit/counterparty risk and leverage risk. If the value of the asset, asset class or index on which the Fund has obtained a short investment exposure increases, the Fund will incur a loss. Unlike a direct cash investment such as a stock, bond or exchange-traded fund ("ETF"), where the potential loss is limited to the purchase price, the potential risk of loss from a short exposure is theoretically unlimited. Moreover, there can be no assurance that securities necessary to cover (repurchase in order to close) a short position will be available for purchase. The Fund may be unable to borrow securities in connection with a short sale or to enter into a short position at an advantageous time or price, which could limit its ability to obtain the desired short exposure.

U.S. Government Securities Risk: Investments in certain U.S. government securities may not be supported by the full faith and credit of the U.S. government. Accordingly, no assurance can be given that the U.S. government will provide financial support to U.S. government agencies, instrumentalities or sponsored enterprises if it is not obligated to do so by law. The maximum potential liability of the issuers of some U.S. government securities held by the Fund may greatly exceed their current resources, and it is possible that these issuers will not have the funds to meet their payment obligations in the future. In such a case, the Fund would have to look principally to the agency, instrumentality or sponsored enterprise issuing or guaranteeing the security for ultimate repayment, and the Fund may not be able to assert a claim against the U.S. government itself in the event the agency, instrumentality or sponsored enterprise does not meet its commitment. Concerns about the capacity of the U.S. government to meet its obligations may raise the interest rates payable on its securities, negatively impacting the price of such securities already held by the Fund.

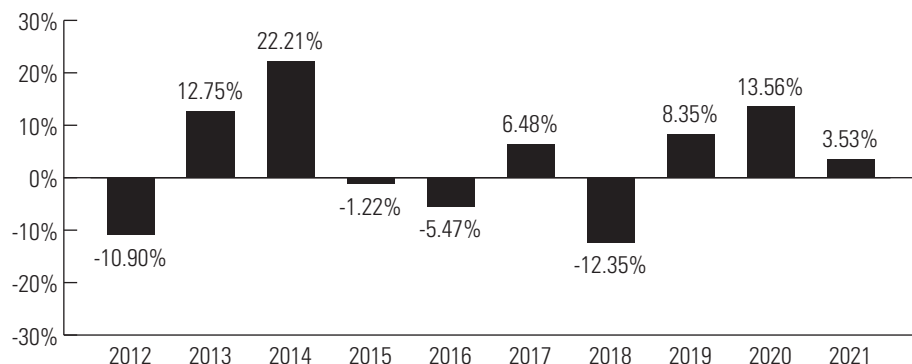
Valuation Risk: This is the risk that the Fund has valued certain securities or positions at a higher price than the price at which they can be sold. This risk may be especially pronounced for investments, such as derivatives, that may be illiquid or may become illiquid.

Risk/Return Bar Chart and Table

The bar chart and table shown below provide some indication of the risks of investing in the Fund by showing changes in the Fund's performance from year-to-year and by showing how the Fund's average annual returns for the one-year, five-year, ten-year and life-of-class periods (as applicable) compare to those of two broad measures of market performance. The SG Trend Index is equal-weighted, reconstituted and rebalanced annually. The index calculates the net daily rate of return for a pool of Commodity Trading Advisors selected from the larger managers that are open to new investment. AlphaSimplex Group, LLC is part of this Index. Performance for Class C shares includes the automatic conversion to Class A shares after eight years. The Fund's past performance (before and after taxes) does not necessarily indicate how the Fund will perform in the future. Updated performance information is available online at im.natixis.com and/or by calling the Fund toll-free at 800-225-5478.

The chart does not reflect any sales charge that you may be required to pay when you buy or redeem the Fund's shares. A sales charge will reduce your return.

Total Returns for Class Y Shares



Highest Quarterly Return:
First Quarter 2015, 11.72%

Lowest Quarterly Return:
Second Quarter 2015, -10.57%

Average Annual Total Returns

(for the periods ended December 31, 2021)

	Past 1 Year	Past 5 Years	Past 10 Years	Life of Class N (5/1/17)
Class Y - Return Before Taxes	3.53%	3.52%	3.14%	-
Return After Taxes on Distributions	1.14%	2.26%	1.84%	-
Return After Taxes on Distributions and Sale of Fund Shares	2.11%	2.17%	1.92%	-

Fund Summary

Average Annual Total Returns

(for the periods ended December 31, 2021)

	Past 1 Year	Past 5 Years	Past 10 Years	Life of Class N (5/1/17)
Class A - Return Before Taxes	-2.64%	2.04%	2.28%	-
Class C - Return Before Taxes	1.57%	2.51%	2.27%	-
Class N - Return Before Taxes	3.63%	-	-	3.94%
Class T - Return Before Taxes	0.72%	2.74%	2.63%	-
Credit Suisse Managed Futures Liquid Index	7.50%	-0.48%	1.89%	0.68%
SG Trend Index	9.25%	3.56%	2.86%	4.29%

The Fund did not have Class T shares outstanding during the periods shown above. The returns of Class T shares would have been substantially similar to the returns of the Fund's other share classes because they would have been invested in the same portfolio of securities and would only differ to the extent the other share classes did not have the same expenses. Performance of Class T shares shown above is that of Class A shares, which have the same expenses as Class T shares, restated to reflect the different sales load applicable to Class T shares.

After-tax returns are calculated using the historical highest individual federal marginal income tax rates and do not reflect the impact of state and local taxes. Actual after-tax returns depend on an investor's tax situation and may differ from those shown. After-tax returns shown are not relevant to investors who hold their shares through tax-advantaged arrangements, such as 401(k) plans, qualified plans, education savings accounts, such as 529 plans, or individual retirement accounts. The after-tax returns are shown for only one class of the Fund. After-tax returns for the other classes of the Fund will vary. Index performance reflects no deduction for fees, expenses or taxes.

Management

Investment Adviser

AlphaSimplex Group, LLC

Portfolio Managers

Alexander D. Healy, Chief Investment Officer of the Adviser, has served as co-portfolio manager of the Fund since 2014.

Kathryn M. Kaminski, Chief Research Strategist of the Adviser, has served as co-portfolio manager of the Fund since 2018.

Philippe P. Lüdi, CFA®, Senior Research Scientist of the Adviser, has served as co-portfolio manager of the Fund since 2014.

John C. Perry, Senior Research Scientist of the Adviser, has served as co-portfolio manager of the Fund since 2017.

Robert S. Rickard, Portfolio Manager of the Adviser, has served as co-portfolio manager of the Fund since 2010.

Purchase and Sale of Fund Shares

Class A and C Shares

The following chart shows the investment minimums for various types of accounts:

Type of Account	Minimum Initial Purchase	Minimum Subsequent Purchase
Any account other than those listed below	\$ 2,500	\$ 50
For shareholders participating in Natixis Funds' Investment Builder Program	\$ 1,000	\$ 50
For Traditional IRA, Roth IRA, Rollover IRA, SEP-IRA and Keogh plans using the Natixis Funds' prototype document (direct accounts, not held through intermediary)	\$ 1,000	\$ 50
Coverdell Education Savings Accounts using the Natixis Funds' prototype document (direct accounts, not held through intermediary)	\$ 500	\$ 50

There is no initial or subsequent investment minimum for:

- **Fee Based Programs** (such as wrap accounts) where an advisory fee is paid to the broker-dealer or other financial intermediary. Please consult your financial representative to determine if your fee based program is subject to additional or different conditions or fees.
- **Certain Retirement Plans.** Please consult your retirement plan administrator to determine if your retirement plan is subject to additional or different conditions or fees imposed by the plan administrator.
- Clients of a **Registered Investment Adviser** where the Registered Investment Adviser receives an advisory, management or consulting fee.

Fund Summary

The minimum investment requirements for Class A shares may be waived or lowered for investments effected through certain financial intermediaries that have entered into special arrangements with Natixis Distribution, LLC (the “Distributor”). Consult your financial intermediary for additional information regarding the minimum investment requirement applicable to your investment.

Class N Shares

Class N shares of the Fund are subject to a \$1,000,000 initial investment minimum. This minimum applies to Fee Based Programs and accounts (such as wrap accounts) where an advisory fee is paid to the broker-dealer or other financial intermediary, accounts established via a transfer, or any other transaction in which a new account is established. There is no subsequent investment minimum for these shares. There is no initial investment minimum for:

- **Certain Retirement Plans.** Please consult your retirement plan administrator to determine if your retirement plan is subject to additional or different conditions or fees imposed by the plan administrator.
- **Sub-accounts** held within an omnibus account, where the omnibus account has at least \$1,000,000.
- **Funds of funds** that are distributed by the Distributor.

In its sole discretion, the Distributor may waive the investment minimum requirement for accounts as to which the Distributor reasonably believes will have enough assets to exceed the investment minimum requirement within a relatively short period of time following the establishment date of such accounts in Class N. If, after two years, an account’s value does not exceed the investment minimum requirement, the Distributor and the Fund reserve the right to redeem such account.

Class T Shares

Class T shares of the Fund are not currently available for purchase.

Class T shares of the Fund may only be purchased by investors who are investing through an authorized third party, such as a broker-dealer or other financial intermediary, that has entered into a selling agreement with the Distributor. Investors may not hold Class T shares directly with the Fund. Class T shares are subject to a minimum initial investment of \$2,500 and a minimum subsequent investment of \$50. Not all financial intermediaries make Class T shares available to their clients.

Class Y Shares

Class Y shares of the Fund are generally subject to a minimum initial investment of \$100,000 and a minimum subsequent investment of \$50, except there is no minimum initial or subsequent investment for:

- **Fee Based Programs** (such as wrap accounts) where an advisory fee is paid to the broker-dealer or other financial intermediary. Please consult your financial representative to determine if your fee based program is subject to additional or different conditions or fees.
- **Certain Retirement Plans.** Please consult your retirement plan administrator to determine if your retirement plan is subject to additional or different conditions or fees imposed by the plan administrator.
- **Certain Individual Retirement Accounts** if the amounts invested represent rollover distributions from investments by any of the retirement plans invested in the Fund.
- Clients of a **Registered Investment Adviser** where the Registered Investment Adviser receives an advisory, management or consulting fee.
- **Fund Trustees**, former Fund trustees, employees of affiliates of the Natixis Funds and other individuals who are affiliated with any Natixis Fund (this also applies to any spouse, parents, children, siblings, grandparents, grandchildren and in-laws of those mentioned) and Natixis affiliate employee benefit plans.

At the discretion of Natixis Advisors, clients of Natixis Advisors and its affiliates may purchase Class Y shares of the Fund below the stated minimums.

Due to operational limitations at your financial intermediary, certain fee based programs, retirement plans, individual retirement accounts and accounts of registered investment advisers may be subject to the investment minimums described above.

The Fund’s shares are available for purchase and are redeemable on any business day through your investment dealer, directly from the Fund by writing to the Fund at Natixis Funds, P.O. Box 219579, Kansas City, MO 64121-9579, by exchange, by wire, by internet at im.natixis.com (certain restrictions may apply), through the Automated Clearing House system, or, in the case of redemptions, by telephone at 800-225-5478 or by the Systematic Withdrawal Plan.

Tax Information

Fund distributions are generally taxable to you as ordinary income or capital gains, except for distributions to retirement plans and other investors that qualify for tax-advantaged treatment under U.S. federal income tax law generally. Investments in such tax-advantaged plans will generally be taxed only upon withdrawal of monies from the tax-advantaged arrangement.

Payments to Broker-Dealers and Other Financial Intermediaries

If you purchase shares of the Fund through a broker-dealer or other financial intermediary (such as a bank), the Fund and its related companies may pay the intermediary for the sale of the Fund shares and related services. These payments may create a conflict of interest by influencing the broker-dealer or other intermediary and your salesperson to recommend the Fund over another investment. Ask your salesperson or visit your financial intermediary’s website for

Fund Summary

more information.

Gateway Equity Call Premium Fund

Investment Goal

The Fund seeks total return with less risk than U.S. equity markets.

Fund Fees & Expenses

The following table describes the fees and expenses that you may pay if you buy, hold, and sell shares of the Fund. You may pay other fees, such as brokerage commissions and other fees to financial intermediaries, which are not reflected in this table. You may qualify for sales charge discounts if you and your family invest, or agree to invest in the future, at least \$50,000 in the Natixis Funds Complex. More information about these and other discounts is available from your financial professional and in the section “How Sales Charges Are Calculated” on page 85 of the Prospectus, in Appendix A to the Prospectus and on page 130 in the section “Reduced Sales Charges” of the Statement of Additional Information (“SAI”).

Shareholder Fees

(fees paid directly from your investment)

	Class A	Class C	Class N	Class T	Class Y
Maximum sales charge (load) imposed on purchases (as a percentage of offering price)	5.75%	None	None	2.50%	None
Maximum deferred sales charge (load) (as a percentage of original purchase price or redemption proceeds, as applicable)	None*	1.00%	None	None	None
Redemption fees	None	None	None	None	None

* A 1.00% contingent deferred sales charge (“CDSC”) may apply to certain purchases of Class A shares of \$1,000,000 or more that are redeemed within eighteen months of the date of purchase.

Annual Fund Operating Expenses

(expenses that you pay each year as a percentage of the value of your investment)

	Class A	Class C	Class N	Class T	Class Y
Management fees ¹	0.58%	0.58%	0.58%	0.58%	0.58%
Distribution and/or service (12b-1) fees	0.25%	1.00%	0.00%	0.25%	0.00%
Other expenses	0.34%	0.35%	0.47%	0.34% ²	0.34%
Total annual fund operating expenses	1.17%	1.93%	1.05%	1.17%	0.92%
Fee waiver and/or expense reimbursement ^{3,4}	0.24% ⁵	0.25% ⁵	0.42%	0.24% ⁵	0.24% ⁵
Total annual fund operating expenses after fee waiver and/or expense reimbursement	0.93%	1.68%	0.63%	0.93%	0.68%

1 The Fund’s operating expenses have been restated to reflect a reduction in management fees, effective as of July 1, 2021, as if such reduction had been in effect during the fiscal year ended December 31, 2021. The information has been restated to better reflect anticipated expenses of the Fund.

2 Other expenses for Class T shares are estimated for the current fiscal year.

3 Gateway Investment Advisers, LLC (“Gateway” or the “Adviser”) has given a binding contractual undertaking to the Fund to limit the amount of the Fund’s total annual fund operating expenses to 0.93%, 1.68%, 0.63%, 0.93% and 0.68% of the Fund’s average daily net assets for Class A, Class C, Class N, Class T and Class Y shares, respectively, exclusive of brokerage expenses, interest expense, taxes, acquired fund fees and expenses, organizational and extraordinary expenses, such as litigation and indemnification expenses. This undertaking is in effect through April 30, 2023 and may be terminated before then only with the consent of the Fund’s Board of Trustees. The Adviser will be permitted to recover management fees waived and/or expenses reimbursed to the extent that expenses in later periods fall below both (1) the class’ applicable expense limitation at the time such amounts were waived/reimbursed and (2) the class’ current applicable expense limitation. The Fund will not be obligated to repay any such waived/reimbursed fees and expenses more than one year after the end of the fiscal year in which the fees or expenses were waived/reimbursed.

4 Natixis Advisors, LLC (“Natixis Advisors”) has given a binding contractual undertaking to the Fund to reimburse any and all transfer agency expenses for Class N shares. This undertaking is in effect through April 30, 2023 and may be terminated before then only with the consent of the Fund’s Board of Trustees.

5 In order to ensure that the total annual fund operating expenses after fee waiver and/or expense reimbursement do not exceed the amounts disclosed in the table, the Adviser may voluntarily waive additional advisory fees. This may result in the Class A, Class C, Class T and Class Y shareholders realizing a total annual fund operating expense after fee waiver and/or expense reimbursement lower than 0.93%, 1.68%, 0.93% and 0.68% of the Fund’s average daily net assets for Class A, Class C, Class T and Class Y shares, respectively. This additional waiver may be terminated at any time.

Example

This example is intended to help you compare the cost of investing in the Fund with the cost of investing in other mutual funds. The example assumes that you invest \$10,000 in the Fund for the time periods indicated and then redeem all of your shares at the end of those periods (except where indicated). The example also assumes that your investment has a 5% return each year and that the Fund’s operating expenses remain the same, except that the example is based on the Total Annual Fund Operating Expenses After Fee Waiver and/or Expense Reimbursement assuming that such waiver and/or reimbursement will only be in place through the date noted above and on the Total Annual Fund Operating Expenses for the remaining periods. The example for Class C shares for the ten-year period reflects the conversion to Class A shares after eight years. The example does not take into account brokerage commissions and other fees

Fund Summary

to financial intermediaries that you may pay on your purchases and sales of shares of the Fund. Although your actual costs may be higher or lower, based on these assumptions your costs would be:

If shares are redeemed:	1 year	3 years	5 years	10 years
Class A	\$ 664	\$ 903	\$ 1,160	\$ 1,894
Class C	\$ 271	\$ 582	\$ 1,019	\$ 2,036
Class N	\$ 64	\$ 292	\$ 539	\$ 1,245
Class T	\$ 343	\$ 589	\$ 855	\$ 1,614
Class Y	\$ 69	\$ 269	\$ 486	\$ 1,109
If shares are not redeemed:	1 year	3 years	5 years	10 years
Class C	\$ 171	\$ 582	\$ 1,019	\$ 2,036

Portfolio Turnover

The Fund pays transaction costs, such as commissions, when it buys and sells securities (or “turns over” its portfolio). A higher portfolio turnover rate may indicate higher transaction costs and may result in higher taxes for you if your Fund shares are held in a taxable account. These costs, which are not reflected in annual fund operating expenses or in the example, affect the Fund’s performance. During its most recently ended fiscal year, the Fund’s portfolio turnover rate was 5% of the average value of its portfolio.

Investments, Risks and Performance

Principal Investment Strategies

Under normal market conditions, the Fund will invest at least 80% of its net assets (plus any borrowings made for investment purposes) in equity securities. Equity securities purchased by the Fund may include the following U.S. exchange-listed securities: common stocks; American Depositary Receipts (“ADRs”), which are securities issued by a U.S. bank that represent interests in foreign equity securities; and interests in real estate investment trusts (“REITs”). The Fund ordinarily invests in a broadly diversified equity portfolio, while also writing (selling) index call options with an aggregate notional value approximately equal to the market value of the equity portfolio. Writing index call options is intended to reduce the Fund’s volatility and provide steady cash flow. Cash flow from call option writing is intended to be an important source of the Fund’s return, although the Fund’s option writing activity reduces the Fund’s ability to profit from increases in the value of its equity portfolio. The combination of a diversified stock portfolio and the steady cash flow from the sale of index call options is intended to moderate the volatility of returns relative to an all-equity portfolio. The Fund may invest in companies with small, medium or large market capitalizations.

The Fund’s combination of a broadly diversified portfolio of common stocks and written index call options is similar to the components of the CBOE S&P 500 BuyWrite Index (the “BXMSM”). The BXMSM is a passive total return index based on (1) buying an S&P 500[®] stock index portfolio, and (2) writing (selling) the near-term S&P 500[®] Index “covered” call option. The Fund’s more flexible, active option management approach creates the potential for it to achieve higher long-term returns than the BXMSM while exhibiting a similar level of volatility, as defined by standard deviation of returns. The similarities between the BXMSM and the Fund’s equity investment strategy are expected to result in the Fund exhibiting a positive correlation to the broad U.S. equity markets similar to that exhibited by the BXMSM.

With its core investment in equities, the Fund is intended to be significantly less vulnerable to fluctuations in value caused by interest rate volatility, a risk factor present in both fixed-income investments and “hybrid investments” (blends of equity and fixed-income securities). Through the use of index options, the Fund intends that its risk management strategy will reduce the volatility inherent in equity investments while also allowing for more participation in equity returns than hybrid investments. Thus, the Fund seeks to provide an efficient trade-off between risk and reward, where risk is characterized by volatility or fluctuations in value over time.

Purchasing Stocks

The Fund invests in a diversified stock portfolio, generally consisting of approximately 200 to 400 stocks (including ADRs and REITs), designed to support the Fund’s index option-based risk management strategy as efficiently as possible while seeking to enhance the Fund’s after-tax total return. The Adviser uses a multifactor quantitative model to construct the stock portfolio. The model evaluates U.S.-exchange-traded equities that meet the criteria and constraints established by the Adviser. Generally, the Adviser tries to minimize the difference between the performance of the Fund’s stock portfolio and the performance of the index or indices underlying the Fund’s option strategies while also considering other factors, such as predicted dividend yield. The Adviser monitors this difference and other factors, and rebalances and adjusts the stock portfolio from time to time, by purchasing and selling stocks. To the extent consistent with the Fund’s investment goal, the Adviser may also sell stocks to realize capital losses in an effort to minimize any required capital gain distributions. The Adviser expects the portfolio to generally represent the broad U.S. equity market.

Writing Index Call Options

Fund Summary

The Fund continuously writes index call options, typically on broad-based securities market indices, with an aggregate notional value approximately equal to the market value of its broadly diversified stock portfolio. As the seller of the index call option, the Fund receives cash (the “premium”) from the purchaser. The purchaser of an index call option has the right to any appreciation in the value of the index over a fixed price (the “exercise price”) on a certain date in the future (the “expiration date”). If the purchaser does not exercise the option, the Fund retains the premium. If the purchaser exercises the option, the Fund pays the purchaser the difference between the value of the index and the exercise price of the option. The premium, the exercise price and the value of the index determine the gain or loss realized by the Fund as the seller of the index call option. The Fund can also repurchase the call option prior to the expiration date, ending its obligation. In such a case, the difference between the cost of repurchasing the option and the premium received will determine the gain or loss realized by the Fund.

Other Investments

The Fund may invest in foreign securities traded in U.S. markets (through ADRs or stocks traded in U.S. dollars). The Fund may enter into repurchase agreements and/or hold cash and cash equivalents.

Principal Investment Risks

The principal risks of investing in the Fund are summarized below. The Fund does not represent a complete investment program. You may lose money by investing in the Fund.

Fund shares are not bank deposits and are not guaranteed, endorsed or insured by the Federal Deposit Insurance Corporation or any other government agency, and are subject to investment risks, including possible loss of the principal invested.

The significance of any specific risk to an investment in the Fund will vary over time, depending on the composition of the Fund’s portfolio, market conditions, and other factors. You should read all of the risk information presented below carefully, because any one or more of these risks may result in losses to the Fund.

Management Risk: A strategy used by the Fund’s portfolio managers may fail to produce the intended result.

Call Options Risk: The value of the Fund’s positions in index options will fluctuate in response to changes in the value of the underlying index. Writing index call options limits the opportunity to profit from an increase in the market value of stocks in exchange for up-front cash at the time of selling the call option. Unusual market conditions or the lack of a ready market for any particular option at a specific time may reduce the effectiveness of the Fund’s option-based risk management strategy, and for these and other reasons the Fund’s option strategy may not reduce the Fund’s volatility to the extent desired.

Equity Securities Risk: The value of the Fund’s investments in equity securities could be subject to unpredictable declines in the value of individual securities and periods of below-average performance in individual securities or in the equity market as a whole. In the event an issuer is liquidated or declares bankruptcy, the claims of owners of the issuer’s bonds generally take precedence over the claims of those who own preferred stock or common stock. Small- and mid-capitalization and emerging growth companies may be subject to more abrupt price movements, limited markets and less liquidity than larger, more established companies, which could adversely affect the value of the Fund’s equity portfolio.

Correlation Risk: The Fund’s ability to manage the volatility of its equity portfolio by writing index options depends on the correlation between the returns of the equity portfolio and those of the index on which the Fund’s index options are written. Accordingly, the effectiveness of the Fund’s index option-based risk management strategy may be reduced to the extent the performance of the Fund’s equity portfolio does not correlate to that of the indices underlying its option positions.

Market/Issuer Risk: The market value of the Fund’s investments will move up and down, sometimes rapidly and unpredictably, based upon overall market and economic conditions, as well as a number of reasons that directly relate to the issuers of the Fund’s investments, such as management performance, financial condition and demand for the issuers’ goods and services.

Cybersecurity and Technology Risk: The Fund, its service providers, and other market participants increasingly depend on complex information technology and communications systems, which are subject to a number of different threats and risks that could adversely affect the Fund and its shareholders. Cybersecurity and other operational and technology issues may result in financial losses to the Fund and its shareholders.

Foreign Securities Risk: Investments in foreign securities may be subject to greater political, economic, environmental, credit/counterparty and information risks. The Fund’s investments in foreign securities also are subject to foreign currency fluctuations and other foreign currency-related risks. Foreign securities may be subject to higher volatility than U.S. securities, varying degrees of regulation and limited liquidity.

Large Investor Risk: Ownership of shares of the Fund may be concentrated in one or a few large investors. Such investors may redeem shares in large quantities or on a frequent basis. Redemptions by a large investor can affect the performance of the Fund, may increase realized capital gains, including short-term capital gains taxable as ordinary income, may accelerate the realization of taxable income to shareholders and may increase transaction costs. These transactions potentially limit the use of any capital loss carryforwards and certain other losses to offset future realized capital gains (if any). Such transactions may also increase the Fund’s expenses.

REITs Risk: Investments in the real estate industry, including REITs, are particularly sensitive to economic downturns and are sensitive to factors such as changes in real estate values, property taxes and tax laws, interest rates, cash flow of underlying real estate assets, occupancy rates, government regulations affecting zoning, land use and rents and the management skill and creditworthiness of the issuer. Companies in the real estate industry also may be subject to liabilities under environmental and hazardous waste laws. In addition, the value of a REIT is affected by changes in the value of the properties owned by

Fund Summary

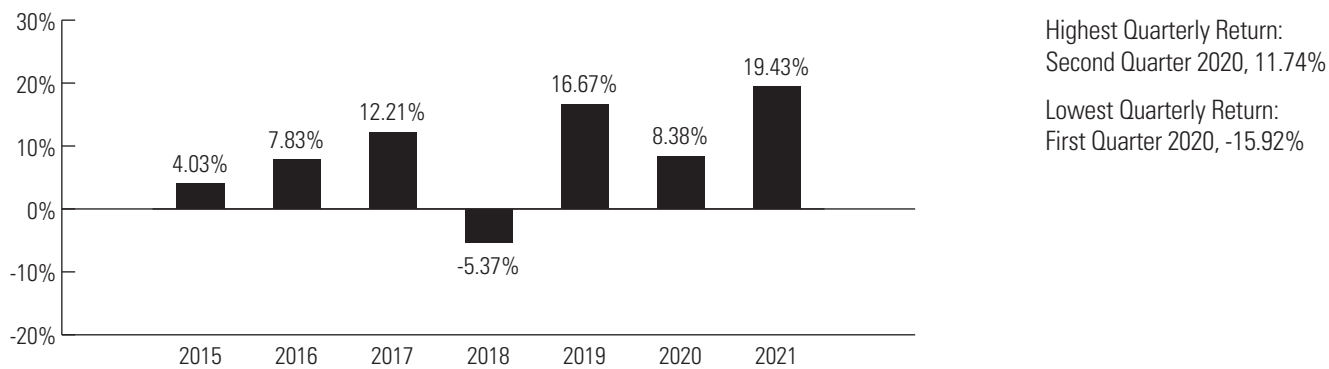
the REIT or mortgage loans held by the REIT. REITs are also subject to default and prepayment risk. Many REITs are highly leveraged, increasing their risk. The Fund will indirectly bear its proportionate share of expenses, including management fees, paid by each REIT in which it invests in addition to the expenses of the Fund.

Risk/Return Bar Chart and Table

The bar chart and table shown below provide some indication of the risks of investing in the Fund by showing changes in the Fund's performance from year-to-year and by showing how the Fund's average annual returns for the one-year, five-year, life-of-fund and life-of-class periods (as applicable) compare to those of two broad measures of market performance. The S&P 500® Index is a widely recognized measure of U.S. stock market performance. It is an unmanaged index of 500 common stocks chosen for market size, liquidity, and industry group representation, among other factors. It also measures the performance of the large cap segment of the US equities market. Performance for Class C shares includes the automatic conversion to Class A shares after eight years. The Fund's past performance (before and after taxes) does not necessarily indicate how the Fund will perform in the future. Updated performance information is available online at im.natixis.com and/or by calling the Fund toll-free at 800-225-5478.

The chart does not reflect any sales charge that you may be required to pay when you buy or redeem the Fund's shares. A sales charge will reduce your return.

Total Returns for Class Y Shares



Average Annual Total Returns

(for the periods ended December 31, 2021)

	Past 1 Year	Past 5 Years	Life of Fund (9/30/14)	Life of Class N (5/1/17)
Class Y - Return Before Taxes	19.43%	9.91%	8.45%	-
Return After Taxes on Distributions	19.25%	9.65%	8.17%	-
Return After Taxes on Distributions and Sale of Fund Shares	11.62%	7.81%	6.71%	-
Class A - Return Before Taxes	12.32%	8.34%	7.31%	-
Class C - Return Before Taxes	17.28%	8.80%	7.39%	-
Class N - Return Before Taxes	19.49%	-	-	9.67%
Class T - Return Before Taxes	16.22%	9.07%	7.81%	-
CBOE S&P 500 BuyWrite Index (BXM SM)	20.47%	7.84%	7.54%	7.28%
S&P 500® Index	28.71%	18.47%	16.55%	18.02%

The Fund did not have Class T shares outstanding during the periods shown above. The returns of Class T shares would have been substantially similar to the returns of the Fund's other share classes because they would have been invested in the same portfolio of securities and would only differ to the extent the other share classes did not have the same expenses. Performance of Class T shares shown above is that of Class A shares, which have the same expenses as Class T shares, restated to reflect the different sales load applicable to Class T shares.

After-tax returns are calculated using the historical highest individual federal marginal income tax rates and do not reflect the impact of state and local taxes. Actual after-tax returns depend on an investor's tax situation and may differ from those shown. After-tax returns shown are not relevant to investors who hold their shares through tax-advantaged arrangements, such as 401(k) plans, qualified plans, education savings accounts, such as 529 plans, or individual retirement accounts. The after-tax returns are shown for only one class of the Fund. After-tax returns for the other classes of the Fund will vary. Index performance reflects no deduction for fees, expenses or taxes.

Management

Investment Adviser

Gateway Investment Advisers, LLC

Portfolio Managers

Daniel M. Ashcraft, CFA[®], Portfolio Manager of the Adviser, has served as co-portfolio manager of the Fund since 2014.

Michael T. Buckius, CFA[®], President and Chief Investment Officer of the Adviser, has served as co-portfolio manager of the Fund since 2014.

Kenneth H. Toft, CFA[®], Senior Vice President and Portfolio Manager of the Adviser, has served as co-portfolio manager of the Fund since 2014.

Mitchell J. Trotta, CFA[®], Portfolio Manager of the Adviser, has served as co-portfolio manager of the Fund since 2021.

Purchase and Sale of Fund Shares

Class A and C Shares

The following chart shows the investment minimums for various types of accounts:

Type of Account	Minimum Initial Purchase	Minimum Subsequent Purchase
Any account other than those listed below	\$ 2,500	\$ 50
For shareholders participating in Natixis Funds' Investment Builder Program	\$ 1,000	\$ 50
For Traditional IRA, Roth IRA, Rollover IRA, SEP-IRA and Keogh plans using the Natixis Funds' prototype document (direct accounts, not held through intermediary)	\$ 1,000	\$ 50
Coverdell Education Savings Accounts using the Natixis Funds' prototype document (direct accounts, not held through intermediary)	\$ 500	\$ 50

There is no initial or subsequent investment minimum for:

- **Fee Based Programs** (such as wrap accounts) where an advisory fee is paid to the broker-dealer or other financial intermediary. Please consult your financial representative to determine if your fee based program is subject to additional or different conditions or fees.
- **Certain Retirement Plans.** Please consult your retirement plan administrator to determine if your retirement plan is subject to additional or different conditions or fees imposed by the plan administrator.
- Clients of a **Registered Investment Adviser** where the Registered Investment Adviser receives an advisory, management or consulting fee.

The minimum investment requirements for Class A shares may be waived or lowered for investments effected through certain financial intermediaries that have entered into special arrangements with Natixis Distribution, LLC (the "Distributor"). Consult your financial intermediary for additional information regarding the minimum investment requirement applicable to your investment.

Class N Shares

Class N shares of the Fund are subject to a \$1,000,000 initial investment minimum. This minimum applies to Fee Based Programs and accounts (such as wrap accounts) where an advisory fee is paid to the broker-dealer or other financial intermediary, accounts established via a transfer, or any other transaction in which a new account is established. There is no subsequent investment minimum for these shares. There is no initial investment minimum for:

- **Certain Retirement Plans.** Please consult your retirement plan administrator to determine if your retirement plan is subject to additional or different conditions or fees imposed by the plan administrator.
- **Sub-accounts** held within an omnibus account, where the omnibus account has at least \$1,000,000.
- **Funds of funds** that are distributed by the Distributor.

In its sole discretion, the Distributor may waive the investment minimum requirement for accounts as to which the Distributor reasonably believes will have enough assets to exceed the investment minimum requirement within a relatively short period of time following the establishment date of such accounts in Class N. If, after two years, an account's value does not exceed the investment minimum requirement, the Distributor and the Fund reserve the right to redeem such account.

Class T Shares

Class T shares of the Fund are not currently available for purchase.

Class T shares of the Fund may only be purchased by investors who are investing through an authorized third party, such as a broker-dealer or other financial intermediary, that has entered into a selling agreement with the Distributor. Investors may not hold Class T shares directly with the Fund. Class T shares are subject to a minimum initial investment of \$2,500 and a minimum subsequent investment of \$50. Not all financial intermediaries make Class T shares available to their clients.

Fund Summary

Class Y Shares

Class Y shares of the Fund are generally subject to a minimum initial investment of \$100,000 and a minimum subsequent investment of \$50, except there is no minimum initial or subsequent investment for:

- **Fee Based Programs** (such as wrap accounts) where an advisory fee is paid to the broker-dealer or other financial intermediary. Please consult your financial representative to determine if your fee based program is subject to additional or different conditions or fees.
- **Certain Retirement Plans.** Please consult your retirement plan administrator to determine if your retirement plan is subject to additional or different conditions or fees imposed by the plan administrator.
- **Certain Individual Retirement Accounts** if the amounts invested represent rollover distributions from investments by any of the retirement plans invested in the Fund.
- Clients of a **Registered Investment Adviser** where the Registered Investment Adviser receives an advisory, management or consulting fee.
- **Fund Trustees**, former Fund trustees, employees of affiliates of the Natixis Funds and other individuals who are affiliated with any Natixis Fund (this also applies to any spouse, parents, children, siblings, grandparents, grandchildren and in-laws of those mentioned) and Natixis affiliate employee benefit plans.

At the discretion of Natixis Advisors, clients of Natixis Advisors and its affiliates may purchase Class Y shares of the Fund below the stated minimums.

Due to operational limitations at your financial intermediary, certain fee based programs, retirement plans, individual retirement accounts and accounts of registered investment advisers may be subject to the investment minimums described above.

The Fund's shares are available for purchase and are redeemable on any business day through your investment dealer, directly from the Fund by writing to the Fund at Natixis Funds, P.O. Box 219579, Kansas City, MO 64121-9579, by exchange, by wire, by internet at im.natixis.com (certain restrictions may apply), through the Automated Clearing House system, or, in the case of redemptions, by telephone at 800-225-5478 or by the Systematic Withdrawal Plan.

Tax Information

Fund distributions are generally taxable to you as ordinary income or capital gains, except for distributions to retirement plans and other investors that qualify for tax-advantaged treatment under U.S. federal income tax law generally. Investments in such tax-advantaged plans will generally be taxed only upon withdrawal of monies from the tax-advantaged arrangement.

Payments to Broker-Dealers and Other Financial Intermediaries

If you purchase shares of the Fund through a broker-dealer or other financial intermediary (such as a bank), the Fund and its related companies may pay the intermediary for the sale of the Fund shares and related services. These payments may create a conflict of interest by influencing the broker-dealer or other intermediary and your salesperson to recommend the Fund over another investment. Ask your salesperson or visit your financial intermediary's website for more information.

Gateway Fund

Investment Goal

The Fund seeks to capture the majority of the returns associated with equity market investments, while exposing investors to less risk than other equity investments.

Fund Fees & Expenses

The following table describes the fees and expenses that you may pay if you buy, hold, and sell shares of the Fund. You may pay other fees, such as brokerage commissions and other fees to financial intermediaries, which are not reflected in this table. You may qualify for sales charge discounts if you and your family invest, or agree to invest in the future, at least \$50,000 in the Natixis Funds Complex. More information about these and other discounts is available from your financial professional and in the section “How Sales Charges Are Calculated” on page 85 of the Prospectus, in Appendix A to the Prospectus and on page 130 in the section “Reduced Sales Charges” of the Statement of Additional Information (“SAI”).

Shareholder Fees

(fees paid directly from your investment)

	Class A	Class C	Class N	Class T	Class Y
Maximum sales charge (load) imposed on purchases (as a percentage of offering price)	5.75%	None	None	2.50%	None
Maximum deferred sales charge (load) (as a percentage of original purchase price or redemption proceeds, as applicable)	None*	1.00%	None	None	None
Redemption fees	None	None	None	None	None

* A 1.00% contingent deferred sales charge (“CDSC”) may apply to certain purchases of Class A shares of \$1,000,000 or more that are redeemed within eighteen months of the date of purchase.

Annual Fund Operating Expenses

(expenses that you pay each year as a percentage of the value of your investment)

	Class A	Class C	Class N	Class T	Class Y
Management fees ¹	0.58%	0.58%	0.58%	0.58%	0.58%
Distribution and/or service (12b-1) fees	0.25%	1.00%	0.00%	0.25%	0.00%
Other expenses	0.12%	0.12%	0.06%	0.12% ²	0.12%
Total annual fund operating expenses	0.95%	1.70%	0.64%	0.95%	0.70%
Fee waiver and/or expense reimbursement ³	0.01%	0.00%	0.00%	0.01%	0.00%
Total annual fund operating expenses after fee waiver and/or expense reimbursement	0.94%	1.70%	0.64%	0.94%	0.70%

1 The Fund’s operating expenses have been restated to reflect a reduction in management fees, effective as of July 1, 2021, as if such reduction had been in effect during the fiscal year ended December 31, 2021. The information has been restated to better reflect anticipated expenses of the Fund.

2 Other expenses for Class T shares are estimated for the current fiscal year.

3 Gateway Investment Advisers, LLC (“Gateway” or the “Adviser”) has given a binding contractual undertaking to the Fund to limit the amount of the Fund’s total annual fund operating expenses to 0.94%, 1.70%, 0.65%, 0.94% and 0.70% of the Fund’s average daily net assets for Class A, Class C, Class N, Class T and Class Y shares, respectively, exclusive of brokerage expenses, interest expense, taxes, acquired fund fees and expenses, organizational and extraordinary expenses, such as litigation and indemnification expenses. This undertaking is in effect through April 30, 2023 and may be terminated before then only with the consent of the Fund’s Board of Trustees. The Adviser will be permitted to recover management fees waived and/or expenses reimbursed to the extent that expenses in later periods fall below both (1) the class’ applicable expense limitation at the time such amounts were waived/reimbursed and (2) the class’ current applicable expense limitation. The Fund will not be obligated to repay any such waived/reimbursed fees and expenses more than one year after the end of the fiscal year in which the fees or expenses were waived/reimbursed.

Example

This example is intended to help you compare the cost of investing in the Fund with the cost of investing in other mutual funds. The example assumes that you invest \$10,000 in the Fund for the time periods indicated and then redeem all of your shares at the end of those periods (except where indicated). The example also assumes that your investment has a 5% return each year and that the Fund’s operating expenses remain the same, except that the example is based on the Total Annual Fund Operating Expenses After Fee Waiver and/or Expense Reimbursement assuming that such waiver and/or reimbursement will only be in place through the date noted above and on the Total Annual Fund Operating Expenses for the remaining periods. The example for Class C shares for the ten-year period reflects the conversion to Class A shares after eight years. The example does not take into account brokerage commissions and other fees to financial intermediaries that you may pay on your purchases and sales of shares of the Fund. Although your actual costs may be higher or lower, based on these assumptions your costs would be:

If shares are redeemed:	1 year	3 years	5 years	10 years
Class A	\$ 665	\$ 859	\$ 1,069	\$ 1,673

Fund Summary

If shares are redeemed:	1 year	3 years	5 years	10 years
Class C	\$ 273	\$ 536	\$ 923	\$ 1,810
Class N	\$ 65	\$ 205	\$ 357	\$ 798
Class T	\$ 344	\$ 544	\$ 761	\$ 1,386
Class Y	\$ 72	\$ 224	\$ 390	\$ 871
If shares are not redeemed:	1 year	3 years	5 years	10 years
Class C	\$ 173	\$ 536	\$ 923	\$ 1,810

Portfolio Turnover

The Fund pays transaction costs, such as commissions, when it buys and sells securities (or “turns over” its portfolio). A higher portfolio turnover rate may indicate higher transaction costs and may result in higher taxes for you if your Fund shares are held in a taxable account. These costs, which are not reflected in annual fund operating expenses or in the example, affect the Fund’s performance. During its most recently ended fiscal year, the Fund’s portfolio turnover rate was 11% of the average value of its portfolio.

Investments, Risks and Performance

Principal Investment Strategies

Under normal circumstances, the Fund invests in a broadly diversified portfolio of common stocks, while also selling index call options and purchasing index put options. Writing index call options is intended to reduce the Fund’s volatility, provides steady cash flow and is an important source of the Fund’s return, although it also reduces the Fund’s ability to profit from increases in the value of its equity portfolio. The Fund also buys index put options, which can protect the Fund from a significant market decline that may occur over a short period of time. The value of an index put option generally increases as the prices of the stocks constituting the index decrease, and decreases as those stocks increase in price. From time to time, the Fund may reduce its holdings of put options, resulting in an increased exposure to a market decline. The combination of the diversified stock portfolio, the steady cash flow from the sale of index call options and the downside protection from index put options is intended to provide the Fund with the majority of the returns associated with equity market investments while exposing investors to less risk than other equity investments. The Fund may invest in companies with small, medium or large market capitalizations. Equity securities purchased by the Fund may include U.S. exchange-listed common stocks, American Depositary Receipts (“ADRs”), which are securities issued by a U.S. bank that represent interests in foreign equity securities, and interests in real estate investment trusts (“REITs”).

The Fund strives not only for the majority of the returns associated with equity market investments, but also for returns in excess of those available from other investments comparable in volatility. Because, as described above, the Fund writes index call options and purchases index put options in addition to investing in equity securities, the Fund’s historical volatility has been closer to intermediate- to long-term fixed-income investments (intermediate-term are those with approximately five-year maturities and long-term are those with maturities of ten or more years) and hybrid investments (blends of equity and short-term fixed-income securities) than to equity investments. With its core investment in equities, the Fund is significantly less vulnerable to fluctuations in value caused by interest rate volatility, a risk factor present in both fixed-income investments and “hybrid investments” (blends of equity and short-term fixed-income), although the Fund expects to generally have lower long-term returns than a fund consisting solely of equity securities. Through the use of index options, the Fund intends that its risk management strategy will reduce the volatility inherent in equity investments while also allowing for more participation in equity returns than hybrid investments. Thus, the Fund seeks to provide an efficient trade-off between risk and reward where risk is characterized by volatility or fluctuations in value over time.

Purchasing Stocks

The Fund invests in a diversified stock portfolio, generally consisting of approximately 200 to 400 stocks, designed to support the Fund’s index option based risk management strategy as efficiently as possible while seeking to enhance the Fund’s after tax total return. The Adviser uses a multifactor quantitative model to construct the stock portfolio. The model evaluates U.S.-exchange-traded equities that meet criteria and constraints established by the Adviser. Generally, the Adviser tries to minimize the difference between the performance of the stock portfolio and that of the index or indices underlying the Fund’s option strategies while also considering other factors, such as predicted dividend yield. The Adviser monitors this difference and the other factors, and rebalances and adjusts the stock portfolio from time to time, by purchasing and selling stocks. To the extent consistent with the Fund’s investment goal, the Adviser may also sell stocks to realize capital losses in an effort to minimize any required capital gain distributions. The Adviser expects the portfolio to generally represent the broad U.S. equity market.

Writing Index Call Options

The Fund continuously writes index call options, typically on broad-based securities market indices, on the full value of its broadly diversified stock portfolio. As the seller of the index call option, the Fund receives cash (the “premium”) from the purchaser. The purchaser of an index call option has the right to any appreciation in the value of the index over a fixed price (the “exercise price”) on a certain date in the future (the “expiration date”). If the purchaser does not exercise the option, the Fund retains the premium. If the purchaser exercises the option, the Fund pays the purchaser the difference between the value of the index and the exercise price of the option. The premium, the exercise price and the value of the index determine the gain or loss realized by the Fund as the

Fund Summary

seller of the index call option. The Fund can also repurchase the call option prior to the expiration date, ending its obligation. In this case, the difference between the cost of repurchasing the option and the premium received will determine the gain or loss realized by the Fund.

Purchasing Index Put Options

The Fund may buy index put options in an attempt to protect the Fund from a significant market decline that may occur over a short period of time. The value of an index put option generally increases as stock prices (and the value of the index) decrease and decreases as those stocks (and the index) increase in price.

Other Investments

The Fund may invest in foreign securities traded in U.S. markets (through ADRs or stocks traded in U.S. dollars). The Fund may enter into repurchase agreements and/or hold cash and cash equivalents.

Principal Investment Risks

The principal risks of investing in the Fund are summarized below. The Fund does not represent a complete investment program. You may lose money by investing in the Fund.

Fund shares are not bank deposits and are not guaranteed, endorsed or insured by the Federal Deposit Insurance Corporation or any other government agency, and are subject to investment risks, including possible loss of the principal invested.

The significance of any specific risk to an investment in the Fund will vary over time, depending on the composition of the Fund's portfolio, market conditions, and other factors. You should read all of the risk information presented below carefully, because any one or more of these risks may result in losses to the Fund.

Management Risk: A strategy used by the Fund's portfolio managers may fail to produce the intended result.

Options Risk: The value of the Fund's positions in index options will fluctuate in response to changes in the value of the underlying index. Writing index call options limits the opportunity to profit from an increase in the market value of stocks in exchange for up-front cash at the time of selling the call option. The Fund also risks losing all or part of the cash paid for purchasing index put options. Unusual market conditions or the lack of a ready market for any particular option at a specific time may reduce the effectiveness of the Fund's option strategies, and for these and other reasons the Fund's option strategies may not reduce the Fund's volatility to the extent desired.

Equity Securities Risk: The value of the Fund's investments in equity securities could be subject to unpredictable declines in the value of individual securities and periods of below-average performance in individual securities or in the equity market as a whole. In the event an issuer is liquidated or declares bankruptcy, the claims of owners of the issuer's bonds generally take precedence over the claims of those who own preferred stock or common stock. Small- and mid-capitalization and emerging growth companies may be subject to more abrupt price movements, limited markets and less liquidity than larger, more established companies, which could adversely affect the value of the Fund's equity portfolio.

Correlation Risk: The Fund's ability to manage the volatility of its equity portfolio by writing index options depends on the correlation between the returns of the equity portfolio and those of the index on which the Fund's index options are written. Accordingly, the effectiveness of the Fund's index option-based risk management strategy may be reduced if the performance of the Fund's equity portfolio does not correlate to that of the indices underlying its option positions.

Foreign Securities Risk: Investments in foreign securities may be subject to greater political, economic, environmental, credit/counterparty and information risks. The Fund's investments in foreign securities also are subject to foreign currency fluctuations and other foreign currency-related risks. Foreign securities may be subject to higher volatility than U.S. securities, varying degrees of regulation and limited liquidity.

Cybersecurity and Technology Risk: The Fund, its service providers, and other market participants increasingly depend on complex information technology and communications systems, which are subject to a number of different threats and risks that could adversely affect the Fund and its shareholders. Cybersecurity and other operational and technology issues may result in financial losses to the Fund and its shareholders.

Market/Issuer Risk: The market value of the Fund's investments will move up and down, sometimes rapidly and unpredictably, based upon overall market and economic conditions, as well as a number of reasons that directly relate to the issuers of the Fund's investments, such as management performance, financial condition and demand for the issuers' goods and services.

REITs Risk: Investments in the real estate industry, including REITs, are particularly sensitive to economic downturns and are sensitive to factors such as changes in real estate values, property taxes and tax laws, interest rates, cash flow of underlying real estate assets, occupancy rates, government regulations affecting zoning, land use and rents and the management skill and creditworthiness of the issuer. Companies in the real estate industry also may be subject to liabilities under environmental and hazardous waste laws. In addition, the value of a REIT is affected by changes in the value of the properties owned by the REIT or mortgage loans held by the REIT. REITs are also subject to default and prepayment risk. Many REITs are highly leveraged, increasing their risk. The Fund will indirectly bear its proportionate share of expenses, including management fees, paid by each REIT in which it invests in addition to the expenses of the Fund.

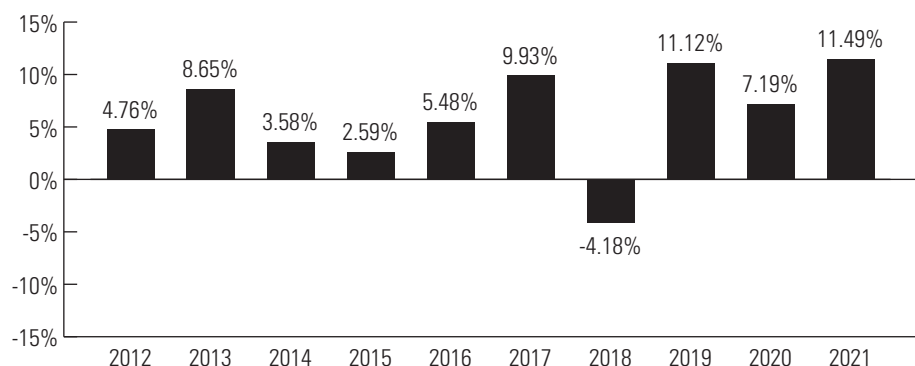
Fund Summary

Risk/Return Bar Chart and Table

The bar chart and table shown below provide some indication of the risks of investing in the Fund by showing changes in the Fund's performance from year-to-year and by showing how the Fund's average annual returns for the one-year, five-year, ten-year and life-of-class periods (as applicable) compare to those of two broad measures of market performance. The Bloomberg U.S. Aggregate Bond Index is an unmanaged index that covers the U.S.-dollar-denominated, investment-grade, fixed-rate, taxable bond market of SEC registered securities. The index includes bonds from the Treasury, government-related, corporate, mortgage-backed securities, asset-backed securities, and collateralized mortgage-backed securities sectors. Performance for Class C shares includes the automatic conversion to Class A shares after eight years. The Fund's past performance (before and after taxes) does not necessarily indicate how the Fund will perform in the future. Updated performance information is available online at im.natixis.com and/or by calling the Fund toll-free at 800-225-5478.

The chart does not reflect any sales charge that you may be required to pay when you buy or redeem the Fund's shares. A sales charge will reduce your return.

Total Returns for Class Y Shares



Highest Quarterly Return:
Second Quarter 2020, 8.36%

Lowest Quarterly Return:
First Quarter 2020, -10.01%

Average Annual Total Returns

(for the periods ended December 31, 2021)

	Past 1 Year	Past 5 Years	Past 10 Years	Life of Class N (5/1/17)
Class Y - Return Before Taxes	11.49%	6.94%	5.96%	-
Return After Taxes on Distributions	11.18%	6.43%	5.40%	-
Return After Taxes on Distributions and Sale of Fund Shares	6.79%	5.18%	4.51%	-
Class A - Return Before Taxes	4.85%	5.43%	5.09%	-
Class C - Return Before Taxes	9.41%	5.89%	5.07%	-
Class N - Return Before Taxes	11.57%	-	-	6.66%
Class T - Return Before Taxes	8.47%	6.15%	5.44%	-
S&P 500® Index	28.71%	18.47%	16.55%	18.02%
Bloomberg U.S. Aggregate Bond Index	-1.54%	3.57%	2.90%	3.51%

The Fund did not have Class T shares outstanding during the periods shown above. The returns of Class T shares would have been substantially similar to the returns of the Fund's other share classes because they would have been invested in the same portfolio of securities and would only differ to the extent the other share classes did not have the same expenses. Performance of Class T shares shown above is that of Class A shares, which have the same expenses as Class T shares, restated to reflect the different sales load applicable to Class T shares.

After-tax returns are calculated using the historical highest individual federal marginal income tax rates and do not reflect the impact of state and local taxes. Actual after-tax returns depend on an investor's tax situation and may differ from those shown. After-tax returns shown are not relevant to investors who hold their shares through tax-advantaged arrangements, such as 401(k) plans, qualified plans, education savings accounts, such as 529 plans, or individual retirement accounts. The after-tax returns are shown for only one class of the Fund. After-tax returns for the other classes of the Fund will vary. Index performance reflects no deduction for fees, expenses or taxes.

Management

Investment Adviser

Gateway Investment Advisers, LLC

Fund Summary

Portfolio Managers

Paul R. Stewart, CFA[®], Chief Executive Officer of the Adviser, has served as co-portfolio manager of the Fund (including the Gateway Predecessor Fund) since 2006.

Michael T. Buckius, CFA[®], President and Chief Investment Officer of the Adviser, has served as co-portfolio manager of the Fund since 2008.

Kenneth H. Toft, CFA[®], Senior Vice President and Portfolio Manager of the Adviser, has served as co-portfolio manager of the Fund since 2013.

Daniel M. Ashcraft, CFA[®], Portfolio Manager of the Adviser, has served as co-portfolio manager of the Fund since 2016.

Mitchell J. Trotta, CFA[®], Portfolio Manager of the Adviser, has served as co-portfolio manager of the Fund since 2021.

*Effective June 30, 2022, Mr. Paul R. Stewart will no longer serve as a portfolio manager of the Gateway Fund.

Purchase and Sale of Fund Shares

Class A and C Shares

The following chart shows the investment minimums for various types of accounts:

Type of Account	Minimum Initial Purchase	Minimum Subsequent Purchase
Any account other than those listed below	\$ 2,500	\$ 50
For shareholders participating in Natixis Funds' Investment Builder Program	\$ 1,000	\$ 50
For Traditional IRA, Roth IRA, Rollover IRA, SEP-IRA and Keogh plans using the Natixis Funds' prototype document (direct accounts, not held through intermediary)	\$ 1,000	\$ 50
Coverdell Education Savings Accounts using the Natixis Funds' prototype document (direct accounts, not held through intermediary)	\$ 500	\$ 50

There is no initial or subsequent investment minimum for:

- **Fee Based Programs** (such as wrap accounts) where an advisory fee is paid to the broker-dealer or other financial intermediary. Please consult your financial representative to determine if your fee based program is subject to additional or different conditions or fees.
- **Certain Retirement Plans.** Please consult your retirement plan administrator to determine if your retirement plan is subject to additional or different conditions or fees imposed by the plan administrator.
- Clients of a **Registered Investment Adviser** where the Registered Investment Adviser receives an advisory, management or consulting fee.

The minimum investment requirements for Class A shares may be waived or lowered for investments effected through certain financial intermediaries that have entered into special arrangements with Natixis Distribution, LLC (the "Distributor"). Consult your financial intermediary for additional information regarding the minimum investment requirement applicable to your investment.

Class N Shares

Class N shares of the Fund are subject to a \$1,000,000 initial investment minimum. This minimum applies to Fee Based Programs and accounts (such as wrap accounts) where an advisory fee is paid to the broker-dealer or other financial intermediary, accounts established via a transfer, or any other transaction in which a new account is established. There is no subsequent investment minimum for these shares. There is no initial investment minimum for:

- **Certain Retirement Plans.** Please consult your retirement plan administrator to determine if your retirement plan is subject to additional or different conditions or fees imposed by the plan administrator.
- **Sub-accounts** held within an omnibus account, where the omnibus account has at least \$1,000,000.
- **Funds of funds** that are distributed by the Distributor.

In its sole discretion, the Distributor may waive the investment minimum requirement for accounts as to which the Distributor reasonably believes will have enough assets to exceed the investment minimum requirement within a relatively short period of time following the establishment date of such accounts in Class N. If, after two years, an account's value does not exceed the investment minimum requirement, the Distributor and the Fund reserve the right to redeem such account.

Class T Shares

Class T shares of the Fund are not currently available for purchase.

Class T shares of the Fund may only be purchased by investors who are investing through an authorized third party, such as a broker-dealer or other financial intermediary, that has entered into a selling agreement with the Distributor. Investors may not hold Class T shares directly with the Fund. Class T shares are subject to a minimum initial investment of \$2,500 and a minimum subsequent investment of \$50. Not all financial intermediaries make Class T shares available to their clients.

Class Y Shares

Class Y shares of the Fund are generally subject to a minimum initial investment of \$100,000 and a minimum subsequent investment of \$50, except there is no minimum initial or subsequent investment for:

- **Fee Based Programs** (such as wrap accounts) where an advisory fee is paid to the broker-dealer or other financial intermediary. Please consult your financial representative to determine if your fee based program is subject to additional or different conditions or fees.
- **Certain Retirement Plans.** Please consult your retirement plan administrator to determine if your retirement plan is subject to additional or different conditions or fees imposed by the plan administrator.
- **Certain Individual Retirement Accounts** if the amounts invested represent rollover distributions from investments by any of the retirement plans invested in the Fund.
- Clients of a **Registered Investment Adviser** where the Registered Investment Adviser receives an advisory, management or consulting fee.
- **Fund Trustees**, former Fund trustees, employees of affiliates of the Natixis Funds and other individuals who are affiliated with any Natixis Fund (this also applies to any spouse, parents, children, siblings, grandparents, grandchildren and in-laws of those mentioned) and Natixis affiliate employee benefit plans.

At the discretion of Natixis Advisors, LLC ("Natixis Advisors"), clients of Natixis Advisors and its affiliates may purchase Class Y shares of the Fund below the stated minimums.

Due to operational limitations at your financial intermediary, certain fee based programs, retirement plans, individual retirement accounts and accounts of registered investment advisers may be subject to the investment minimums described above.

The Fund's shares are available for purchase and are redeemable on any business day through your investment dealer, directly from the Fund by writing to the Fund at Natixis Funds, P.O. Box 219579, Kansas City, MO 64121-9579, by exchange, by wire, by internet at im.natixis.com (certain restrictions may apply), through the Automated Clearing House system, or, in the case of redemptions, by telephone at 800-225-5478 or by the Systematic Withdrawal Plan.

Tax Information

Fund distributions are generally taxable to you as ordinary income or capital gains, except for distributions to retirement plans and other investors that qualify for tax-advantaged treatment under U.S. federal income tax law generally. Investments in such tax-advantaged plans will generally be taxed only upon withdrawal of monies from the tax-advantaged arrangement.

Payments to Broker-Dealers and Other Financial Intermediaries

If you purchase shares of the Fund through a broker-dealer or other financial intermediary (such as a bank), the Fund and its related companies may pay the intermediary for the sale of the Fund shares and related services. These payments may create a conflict of interest by influencing the broker-dealer or other intermediary and your salesperson to recommend the Fund over another investment. Ask your salesperson or visit your financial intermediary's website for more information.

Mirova Global Green Bond Fund

Investment Goal

The Fund seeks to provide total return, through a combination of capital appreciation and current income, by investing in green bonds.

Fund Fees & Expenses

The following table describes the fees and expenses that you may pay if you buy, hold, and sell shares of the Fund. You may pay other fees, such as brokerage commissions and other fees to financial intermediaries, which are not reflected in this table. You may qualify for sales charge discounts if you and your family invest, or agree to invest in the future, at least \$100,000 in the Natixis Funds Complex. More information about these and other discounts is available from your financial professional and in the section “How Sales Charges Are Calculated” on page 85 of the Prospectus, in Appendix A to the Prospectus and on page 130 in the section “Reduced Sales Charges” of the Statement of Additional Information (“SAI”).

Shareholder Fees

(fees paid directly from your investment)

	Class A	Class N	Class Y
Maximum sales charge (load) imposed on purchases (as a percentage of offering price)	4.25%	None	None
Maximum deferred sales charge (load) (as a percentage of original purchase price or redemption proceeds, as applicable)	None*	None	None
Redemption fees	None	None	None

* A 1.00% contingent deferred sales charge (“CDSC”) may apply to certain purchases of Class A shares of \$1,000,000 or more that are redeemed within eighteen months of the date of purchase.

Annual Fund Operating Expenses

(expenses that you pay each year as a percentage of the value of your investment)

	Class A	Class N	Class Y
Management fees ¹	0.50%	0.50%	0.50%
Distribution and/or service (12b-1) fees	0.25%	0.00%	0.00%
Other expenses	0.64%	0.53%	0.64%
Total annual fund operating expenses	1.39%	1.03%	1.14%
Fee waiver and/or expense reimbursement ^{2,3}	0.45%	0.39%	0.45%
Total annual fund operating expenses after fee waiver and/or expense reimbursement	0.94%	0.64%	0.69%

- The Fund’s operating expenses have been restated to reflect a reduction in management fees, effective as of July 1, 2021, as if such reduction had been in effect during the fiscal year ended December 31, 2021. The information has been restated to better reflect anticipated expenses of the Fund.
- Mirova US LLC (“Mirova US” or the “Adviser”) has given a binding contractual undertaking to the Fund to limit the amount of the Fund’s total annual fund operating expenses to 0.90%, 0.60% and 0.65% of the Fund’s average daily net assets for Class A, Class N and Class Y shares, respectively, exclusive of brokerage expenses, interest expense, taxes, acquired fund fees and expenses, organizational and extraordinary expenses, such as litigation and indemnification expenses. This undertaking is in effect through April 30, 2023 and may be terminated before then only with the consent of the Fund’s Board of Trustees. The Adviser will be permitted to recover management fees waived and/or expenses reimbursed to the extent that expenses in later periods fall below both (1) the class’ applicable expense limitation at the time such amounts were waived/reimbursed and (2) the class’ current applicable expense limitation. The Fund will not be obligated to repay any such waived/reimbursed fees and expenses more than one year after the end of the fiscal year in which the fees or expenses were waived/reimbursed.
- Natixis Advisors, LLC (“Natixis Advisors”) has given a binding contractual undertaking to the Fund to reimburse any and all transfer agency expenses for Class N shares. This undertaking is in effect through April 30, 2023 and may be terminated before then only with the consent of the Fund’s Board of Trustees.

Example

This example is intended to help you compare the cost of investing in the Fund with the cost of investing in other mutual funds. The example assumes that you invest \$10,000 in the Fund for the time periods indicated and then redeem all of your shares at the end of those periods (except where indicated). The example also assumes that your investment has a 5% return each year and that the Fund’s operating expenses remain the same, except that the example is based on the Total Annual Fund Operating Expenses After Fee Waiver and/or Expense Reimbursement assuming that such waiver and/or reimbursement will only be in place through the date noted above and on the Total Annual Fund Operating Expenses for the remaining periods. The example does not take into account brokerage commissions and other fees to financial intermediaries that you may pay on your purchases and sales of shares of the Fund. Although your actual costs may be higher or lower, based on these assumptions your costs would be:

If shares are redeemed:	1 year	3 years	5 years	10 years
Class A	\$ 517	\$ 804	\$ 1,112	\$ 1,985
Class N	\$ 65	\$ 289	\$ 531	\$ 1,224

Fund Summary

If shares are redeemed:	1 year	3 years	5 years	10 years
Class Y	\$ 70	\$ 318	\$ 584	\$ 1,346

Portfolio Turnover

The Fund pays transaction costs, such as commissions, when it buys and sells securities (or “turns over” its portfolio). A higher portfolio turnover rate may indicate higher transaction costs and may result in higher taxes for you if your Fund shares are held in a taxable account. These costs, which are not reflected in annual fund operating expenses or in the example, affect the Fund’s performance. During its most recently ended fiscal year, the Fund’s portfolio turnover rate was 37% of the average value of its portfolio.

Investments, Risks and Performance

Principal Investment Strategies

Under normal circumstances, the Fund invests at least 80% of its net assets (plus any borrowings made for investment purposes) in “green bonds.” “Green bonds” are bonds and notes all of the proceeds of which are used to finance projects which the Adviser believes will have a positive environmental impact. The Fund invests in securities of issuers located in no fewer than three countries, which may include the U.S. Under normal circumstances, the Fund will invest at least 40% of its assets in securities of issuers located outside the U.S. and the Fund may invest up to 20% of its assets in securities of issuers located in emerging markets. The Adviser considers an issuer to be located outside the U.S. if its head office is located outside the U.S. Emerging markets are economies that the Adviser believes are not generally recognized to be fully developed markets, as measured by gross national income, financial market infrastructure, market capitalization and/or other factors. The Fund may invest up to 20% of its assets, at the time of purchase, in securities rated below investment grade (i.e., none of the three major ratings agencies (Moody’s Investors Services, Inc., Fitch Investor Services, Inc. or S&P Global Ratings) have rated the securities in one of their top four ratings categories) (commonly known as “junk bonds”), or, if unrated, securities determined by the Adviser to be of comparable quality. The Fund may invest in bonds of any maturity and expects that under normal circumstances the modified duration of its portfolio will range between 0 and 10. This flexibility is intended to allow the portfolio managers to reposition the Fund to take advantage of significant interest rate movements. Performance is expected to derive primarily from security selection and duration is not expected to be a major source of excess return relative to the benchmark.

The Fund primarily invests in fixed-income securities issued by companies, banks, supranational entities, development banks, agencies, regions and governments. In deciding which securities to buy and sell, the Adviser selects securities based on their financial valuation profile and an analysis of the global environmental, social and governance (“ESG”) impact of the issuer or the projects funded with the securities. Following the evaluation of a security, the portfolio managers value the security based, among other factors, on what they believe is a fair spread for the issue relative to comparable government securities, as well as historical and expected default and recovery rates. The portfolio managers will re-evaluate and possibly sell a security if there is a deterioration of its ESG quality and/or financial rating, among other reasons.

Green bonds are usually issued to finance specific projects intended to generate an environmental benefit while offering potential market return in the same manner as other “conventional” fixed income securities. Beyond fundamental security analysis, the Adviser independently analyzes each green bond it selects for the Fund along the following lines:

- Use of Proceeds: legal documentation specifies that proceeds will be used to finance or refinance projects with a positive environmental impact, such as projects relating to climate change, preservation of resources, pollution prevention or mitigation and biodiversity.
- Impact on Sustainable Opportunity: quality of the environmental impact of the project is analyzed. Four evaluation levels have been defined with respect to the positive environmental impact: High, Significant, Low or No, and Negative. Only issues that the Adviser believes will have a High or Significant positive environmental impact can qualify.
- Risk Evaluation: an analysis of the general practices of the issuer and of the management of the environmental and social risks during the life cycle of the projects.
- Reporting: issuer should provide regular reports on the use of proceeds. This reporting will also be used to reevaluate all other aspects of the Adviser’s analysis as described above.

The Adviser monitors developments in the global green bond market and may revise the above criteria in the future.

In connection with its principal investment strategies, the Fund may also invest in securities issued pursuant to Rule 144A under the Securities Act of 1933 (“Rule 144A securities”), municipal securities, mortgage-related and asset-backed securities, debt-linked and equity-linked securities, hybrid instruments and futures, forwards and foreign currency transactions for hedging and investment purposes. Except as provided above or as required by applicable law, the Fund is not limited in the percentage of its assets that it may invest in these instruments. The Adviser generally attempts to hedge the Fund’s foreign currency risk, though there is no guarantee its attempts to hedge all foreign currency risk will be successful.

Principal Investment Risks

The principal risks of investing in the Fund are summarized below. The Fund does not represent a complete investment program. You may lose money by investing in the Fund.

Fund Summary

Fund shares are not bank deposits and are not guaranteed, endorsed or insured by the Federal Deposit Insurance Corporation or any other government agency, and are subject to investment risks, including possible loss of the principal invested.

The significance of any specific risk to an investment in the Fund will vary over time, depending on the composition of the Fund's portfolio, market conditions, and other factors. You should read all of the risk information presented below carefully, because any one or more of these risks may result in losses to the Fund.

Below Investment Grade Fixed-Income Securities Risk: The Fund's investments in below investment grade fixed-income securities, also known as "junk bonds," may be subject to greater risks than other fixed-income securities, including being subject to greater levels of interest rate risk, credit/counterparty risk (including a greater risk of default) and liquidity risk. The ability of the issuer to make principal and interest payments is predominantly speculative for below investment grade fixed-income securities.

Foreign Securities Risk: Investments in foreign securities may be subject to greater political, economic, environmental, credit/counterparty and information risks. The Fund's investments in foreign securities also are subject to foreign currency fluctuations and other foreign currency-related risks. Foreign securities may be subject to higher volatility than U.S. securities, varying degrees of regulation and limited liquidity.

Emerging Markets Risk: In addition to the risks of investing in foreign investments generally, emerging markets investments are subject to greater risks arising from political or economic instability, war, nationalization or confiscatory taxation, currency exchange or repatriation restrictions, sanctions by other countries (such as the United States or the European Union) and an issuer's unwillingness or inability to make dividend, principal or interest payments on its securities. Emerging markets companies may be smaller and have shorter operating histories than companies in developed markets.

ESG Investing Risk: The Fund's ESG investment approach could cause the Fund to perform differently compared to funds that do not have such an approach or compared to the market as a whole. The Fund's application of ESG-related considerations may affect the Fund's exposure to certain issuers, industries, sectors, style factors or other characteristics and may impact the relative performance of the Fund—positively or negatively—depending on the relative performance of such investments. In addition, certain green bonds may be dependent on government incentives and subsidies and lack of political support for the financing of projects with a positive environmental impact could negatively impact the performance of the Fund. Views on what constitutes "ESG investing", and therefore what investments are appropriate for a fund that has an ESG investment approach, may differ by fund, adviser and investor.

Credit/Counterparty Risk: Credit/counterparty risk is the risk that the issuer or guarantor of a fixed-income security, or the counterparty to a derivative or other transaction, will be unable or unwilling to make timely payments of interest or principal or to otherwise honor its obligations. As a result, the Fund may sustain losses or be unable or delayed in its ability to realize gains. The Fund will be subject to credit/counterparty risk with respect to the counterparties to its derivatives transactions. This risk will be heightened to the extent the Fund enters into derivative transactions with a single counterparty (or affiliated counterparties that are part of the same organization), causing the Fund to have significant exposure to such counterparty. Many of the protections afforded to participants on organized exchanges and clearinghouses, such as the performance guarantee given by a central clearinghouse, are not available in connection with over-the-counter ("OTC") derivatives transactions, such as foreign currency transactions. For centrally cleared derivatives, such as cleared swaps, futures and many options, the primary credit/counterparty risk is the creditworthiness of the Fund's clearing broker and the central clearinghouse itself.

Currency Risk: Fluctuations in the exchange rates between different currencies may negatively affect an investment. The Fund may be subject to currency risk because it may invest in currency-related instruments and may invest in securities or other instruments denominated in, or that generate income denominated in, foreign currencies. The Fund may elect not to hedge currency risk, or may hedge such risk imperfectly, which may cause the Fund to incur losses that would not have been incurred had the risk been hedged.

Cybersecurity and Technology Risk: The Fund, its service providers, and other market participants increasingly depend on complex information technology and communications systems, which are subject to a number of different threats and risks that could adversely affect the Fund and its shareholders. Cybersecurity and other operational and technology issues may result in financial losses to the Fund and its shareholders.

Derivatives Risk: Derivative instruments (such as those in which the Fund may invest, including futures, forward contracts and forward currency transactions) are subject to changes in the value of the underlying assets or indices on which such instruments are based. There is no guarantee that the use of derivatives will be effective or that suitable transactions will be available. Even a small investment in derivatives may give rise to leverage risk and can have a significant impact on the Fund's exposure to securities market values, interest rates or currency exchange rates. It is possible that the Fund's liquid assets may be insufficient to support its obligations under its derivatives positions. The use of derivatives for other than hedging purposes may be considered a speculative activity, and involves greater risks than are involved in hedging. The use of derivatives may cause the Fund to incur losses greater than those that would have occurred had derivatives not been used. The Fund's use of derivatives involves other risks, such as such as futures, forward contracts and foreign currency transactions, involves other risks, such as credit/counterparty risk relating to the other party to a derivative contract (which is greater for OTC derivatives), the risk of difficulties in pricing and valuation, the risk that changes in the value of a derivative may not correlate as expected with changes in the value of relevant assets, rates or indices, liquidity risk, allocation risk and the risk of losing more than the initial margin (if any) required to initiate derivatives positions. There is also the risk that the Fund may be unable to terminate or sell a derivative position at an advantageous time or price. The Fund's derivative counterparties may experience financial difficulties or otherwise be unwilling or unable to honor their obligations, possibly resulting in losses to the Fund.

Interest Rate Risk: Interest rate risk is the risk that the value of the Fund's investments will fall if interest rates rise. Generally, the value of fixed-income securities rises when prevailing interest rates fall and falls when interest rates rise. Interest rate risk generally is greater for funds that invest in fixed-income securities with relatively longer durations than for funds that invest in fixed-income securities with shorter durations. In addition, an economic downturn or

Fund Summary

period of rising interest rates could adversely affect the market for these securities and reduce the Fund's ability to sell them, negatively impacting the performance of the Fund. Potential future changes in government monetary policy may affect the level of interest rates.

Large Investor Risk: Ownership of shares of the Fund may be concentrated in one or a few large investors. Such investors may redeem shares in large quantities or on a frequent basis. Redemptions by a large investor can affect the performance of the Fund, may increase realized capital gains, including short-term capital gains taxable as ordinary income, may accelerate the realization of taxable income to shareholders and may increase transaction costs. These transactions potentially limit the use of any capital loss carryforwards and certain other losses to offset future realized capital gains (if any). Such transactions may also increase the Fund's expenses.

Leverage Risk: Leverage is the risk associated with securities or investment practices (e.g., borrowing and the use of certain derivatives) that multiply small index, market or asset-price movements into larger changes in value. The use of leverage increases the impact of gains and losses on the Fund's returns, and may lead to significant losses if investments are not successful.

Liquidity Risk: Liquidity risk is the risk that the Fund may be unable to find a buyer for its investments when it seeks to sell them or to receive the price it expects. Decreases in the number of financial institutions willing to make markets in the Fund's investments or in their capacity or willingness to transact may increase the Fund's exposure to this risk. Events that may lead to increased redemptions, such as market disruptions or increases in interest rates, may also negatively impact the liquidity of the Fund's investments when it needs to dispose of them. If the Fund is forced to sell its investments at an unfavorable time and/or under adverse conditions in order to meet redemption requests, such sales could negatively affect the Fund. During times of market turmoil, there may be no buyers or sellers for securities in certain asset classes. Securities acquired in a private placement, such as Rule 144A securities, are generally subject to significant liquidity risk because they are subject to strict restrictions on resale and there may be no liquid secondary market or ready purchaser for such securities. In other circumstances, liquid investments may become illiquid. Derivatives, and particularly OTC derivatives, are generally subject to liquidity risk as well. Liquidity issues may also make it difficult to value the Fund's investments. The Fund may invest in liquid investments that become illiquid due to financial distress, or geopolitical events such as sanctions, trading halts or wars.

Management Risk: A strategy used by the Fund's portfolio managers may fail to produce the intended result.

Market/Issuer Risk: The market value of the Fund's investments will move up and down, sometimes rapidly and unpredictably, based upon overall market and economic conditions, as well as a number of reasons that directly relate to the issuers of the Fund's investments, such as management performance, financial condition and demand for the issuers' goods and services.

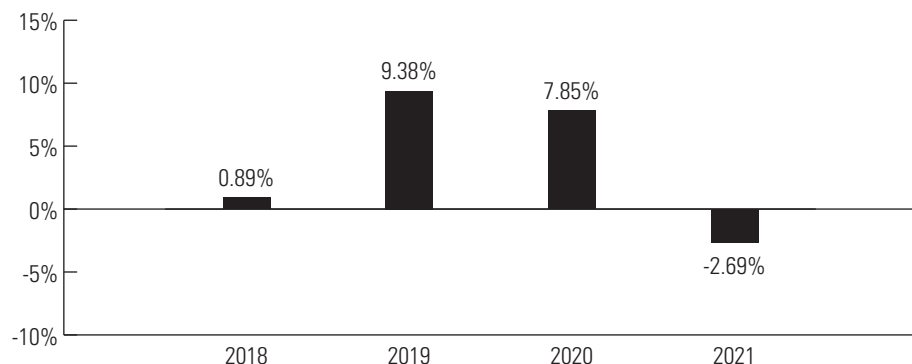
Mortgage-Related and Asset-Backed Securities Risk: In addition to the risks associated with investments in fixed-income securities generally (for example, credit, liquidity and valuation risk), mortgage-related and asset-backed securities are subject to the risks of the mortgages and assets underlying the securities as well as prepayment risk, the risk that the securities may be prepaid and result in the reinvestment of the prepaid amounts in securities with lower yields than the prepaid obligations. Conversely, there is a risk that a rise in interest rates will extend the life of a mortgage-related or asset-backed security beyond the expected prepayment time, typically reducing the security's value, which is called extension risk. The Fund also may incur a loss when there is a prepayment of securities that were purchased at a premium. The Fund's investments in other asset-backed securities are subject to risks similar to those associated with mortgage-related securities, as well as additional risks associated with the nature of the assets and the servicing of those assets.

Risk/Return Bar Chart and Table

The bar chart and table shown below provide some indication of the risks of investing in the Fund by showing changes in the Fund's performance from year-to-year and by showing how the Fund's average annual returns for the one-year and life-of-fund periods compare to those of a broad measure of market performance. The Fund's past performance (before and after taxes) does not necessarily indicate how the Fund will perform in the future. Updated performance information is available online at im.natixis.com and/or by calling the Fund toll-free at 800-225-5478.

The chart does not reflect any sales charge that you may be required to pay when you buy or redeem the Fund's shares. A sales charge will reduce your return.

Total Returns for Class Y Shares



Highest Quarterly Return:

Second Quarter 2020, 5.18%

Lowest Quarterly Return:

First Quarter 2020, -2.21%

Fund Summary

Average Annual Total Returns

(for the periods ended December 31, 2021)

	Past 1 Year	Life of Fund (2/28/17)
Class Y - Return Before Taxes	-2.69%	3.43%
Return After Taxes on Distributions	-3.76%	2.28%
Return After Taxes on Distributions and Sale of Fund Shares	-1.40%	2.21%
Class A - Return Before Taxes	-7.16%	2.26%
Class N - Return Before Taxes	-2.73%	3.49%
Bloomberg MSCI Green Bond Index - USD Hedged	-2.30%	3.85%

After-tax returns are calculated using the historical highest individual federal marginal income tax rates and do not reflect the impact of state and local taxes. Actual after-tax returns depend on an investor's tax situation and may differ from those shown. After-tax returns shown are not relevant to investors who hold their shares through tax-advantaged arrangements, such as 401(k) plans, qualified plans, education savings accounts, such as 529 plans, or individual retirement accounts. The after-tax returns are shown for only one class of the Fund. After-tax returns for the other classes of the Fund will vary. Index performance reflects no deduction for fees, expenses or taxes. The Return After Taxes on Distributions and Sale of Fund Shares for the 1-year period exceeds the Return Before Taxes due to an assumed tax benefit from losses on a sale of Fund shares at the end of the measurement period.

Management

Investment Adviser

Mirova US LLC ("Mirova US")

Portfolio Managers

Marc Briand, has served as portfolio manager of the Fund since 2017.

Charles Portier, has served as portfolio manager of the Fund since 2018.

Bertrand Rocher, has served as portfolio manager of the Fund since 2020.

Each portfolio manager is an employee of Mirova, the parent company of Mirova US, and provides portfolio management through a personnel-sharing arrangement between Mirova and Mirova US.

Purchase and Sale of Fund Shares

Class A Shares

The following chart shows the investment minimums for various types of accounts:

Type of Account	Minimum Initial Purchase	Minimum Subsequent Purchase
Any account other than those listed below	\$ 2,500	\$ 50
For shareholders participating in Natixis Funds' Investment Builder Program	\$ 1,000	\$ 50
For Traditional IRA, Roth IRA, Rollover IRA, SEP-IRA and Keogh plans using the Natixis Funds' prototype document (direct accounts, not held through intermediary)	\$ 1,000	\$ 50
Coverdell Education Savings Accounts using the Natixis Funds' prototype document (direct accounts, not held through intermediary)	\$ 500	\$ 50

There is no initial or subsequent investment minimum for:

- **Fee Based Programs** (such as wrap accounts) where an advisory fee is paid to the broker-dealer or other financial intermediary. Please consult your financial representative to determine if your fee based program is subject to additional or different conditions or fees.
- **Certain Retirement Plans.** Please consult your retirement plan administrator to determine if your retirement plan is subject to additional or different conditions or fees imposed by the plan administrator.
- Clients of a **Registered Investment Adviser** where the Registered Investment Adviser receives an advisory, management or consulting fee.

The minimum investment requirements for Class A shares may be waived or lowered for investments effected through certain financial intermediaries that have entered into special arrangements with Natixis Distribution, LLC (the "Distributor"). Consult your financial intermediary for additional information regarding the minimum investment requirement applicable to your investment.

Class N Shares

Class N shares of the Fund are subject to a \$1,000,000 initial investment minimum. This minimum applies to Fee Based Programs and accounts (such as wrap accounts) where an advisory fee is paid to the broker-dealer or other financial intermediary, accounts established via a transfer, or any other transaction in which a new account is established. There is no subsequent investment minimum for these shares. There is no initial investment minimum for:

- **Certain Retirement Plans.** Please consult your retirement plan administrator to determine if your retirement plan is subject to additional or different conditions or fees imposed by the plan administrator.
- **Sub-accounts** held within an omnibus account, where the omnibus account has at least \$1,000,000.
- **Funds of funds** that are distributed by the Distributor.

In its sole discretion, the Distributor may waive the investment minimum requirement for accounts as to which the Distributor reasonably believes will have enough assets to exceed the investment minimum requirement within a relatively short period of time following the establishment date of such accounts in Class N. If, after two years, an account's value does not exceed the investment minimum requirement, the Distributor and the Fund reserve the right to redeem such account.

Class Y Shares

Class Y shares of the Fund are generally subject to a minimum initial investment of \$100,000 and a minimum subsequent investment of \$50, except there is no minimum initial or subsequent investment for:

- **Fee Based Programs** (such as wrap accounts) where an advisory fee is paid to the broker-dealer or other financial intermediary. Please consult your financial representative to determine if your fee based program is subject to additional or different conditions or fees.
- **Certain Retirement Plans.** Please consult your retirement plan administrator to determine if your retirement plan is subject to additional or different conditions or fees imposed by the plan administrator.
- **Certain Individual Retirement Accounts** if the amounts invested represent rollover distributions from investments by any of the retirement plans invested in the Fund.
- Clients of a **Registered Investment Adviser** where the Registered Investment Adviser receives an advisory, management or consulting fee.
- **Fund Trustees**, former Fund trustees, employees of affiliates of the Natixis Funds and other individuals who are affiliated with any Natixis Fund (this also applies to any spouse, parents, children, siblings, grandparents, grandchildren and in-laws of those mentioned) and Natixis affiliate employee benefit plans.

At the discretion of Natixis Advisors, clients of Natixis Advisors and its affiliates may purchase Class Y shares of the Fund below the stated minimums.

Due to operational limitations at your financial intermediary, certain fee based programs, retirement plans, individual retirement accounts and accounts of registered investment advisers may be subject to the investment minimums described above.

The Fund's shares are available for purchase and are redeemable on any business day through your investment dealer, directly from the Fund by writing to the Fund at Natixis Funds, P.O. Box 219579, Kansas City, MO 64121-9579, by exchange, by wire, by internet at im.natixis.com (certain restrictions may apply), through the Automated Clearing House system, or, in the case of redemptions, by telephone at 800-225-5478 or by the Systematic Withdrawal Plan.

Tax Information

Fund distributions are generally taxable to you as ordinary income or capital gains, except for distributions to retirement plans and other investors that qualify for tax-advantaged treatment under U.S. federal income tax law generally. Investments in such tax-advantaged plans will generally be taxed only upon withdrawal of monies from the tax-advantaged arrangement.

Payments to Broker-Dealers and Other Financial Intermediaries

If you purchase shares of the Fund through a broker-dealer or other financial intermediary (such as a bank), the Fund and its related companies may pay the intermediary for the sale of the Fund shares and related services. These payments may create a conflict of interest by influencing the broker-dealer or other intermediary and your salesperson to recommend the Fund over another investment. Ask your salesperson or visit your financial intermediary's website for more information.

Mirova Global Sustainable Equity Fund

Investment Goal

The Fund seeks long-term capital appreciation.

Fund Fees & Expenses

The following table describes the fees and expenses that you may pay if you buy, hold, and sell shares of the Fund. You may pay other fees, such as brokerage commissions and other fees to financial intermediaries, which are not reflected in this table. You may qualify for sales charge discounts if you and your family invest, or agree to invest in the future, at least \$50,000 in the Natixis Funds Complex. More information about these and other discounts is available from your financial professional and in the section “How Sales Charges Are Calculated” on page 85 of the Prospectus, in Appendix A to the Prospectus and on page 130 in the section “Reduced Sales Charges” of the Statement of Additional Information (“SAI”).

Shareholder Fees

(fees paid directly from your investment)

	Class A	Class C	Class N	Class T	Class Y
Maximum sales charge (load) imposed on purchases (as a percentage of offering price)	5.75%	None	None	2.50%	None
Maximum deferred sales charge (load) (as a percentage of original purchase price or redemption proceeds, as applicable)	None*	1.00%	None	None	None
Redemption fees	None	None	None	None	None

* A 1.00% contingent deferred sales charge (“CDSC”) may apply to certain purchases of Class A shares of \$1,000,000 or more that are redeemed within eighteen months of the date of purchase.

Annual Fund Operating Expenses

(expenses that you pay each year as a percentage of the value of your investment)

	Class A	Class C	Class N	Class T	Class Y
Management fees	0.80%	0.80%	0.80%	0.80%	0.80%
Distribution and/or service (12b-1) fees	0.25%	1.00%	0.00%	0.25%	0.00%
Other expenses	0.19%	0.19%	0.11%	0.19% ¹	0.19%
Total annual fund operating expenses	1.24%	1.99%	0.91%	1.24%	0.99%
Fee waiver and/or expense reimbursement ^{2,3}	0.03%	0.03%	0.00%	0.03%	0.03%
Total annual fund operating expenses after fee waiver and/or expense reimbursement	1.21%	1.96%	0.91%	1.21%	0.96%

¹ Other expenses for Class T shares are estimated for the current fiscal year.

² Mirova US LLC (“Mirova US” or the “Adviser”) has given a binding contractual undertaking to the Fund to limit the amount of the Fund’s total annual fund operating expenses to 1.20%, 1.95%, 0.90%, 1.20% and 0.95% of the Fund’s average daily net assets for Class A, C, N, T and Y shares, respectively, exclusive of brokerage expenses, interest expense, taxes, acquired fund fees and expenses, organizational and extraordinary expenses, such as litigation and indemnification expenses. This undertaking is in effect through April 30, 2023 and may be terminated before then only with the consent of the Fund’s Board of Trustees. The Adviser will be permitted to recover management fees waived and/or expenses reimbursed to the extent that expenses in later periods fall below both (1) the class’ applicable expense limitation at the time such amounts were waived/reimbursed and (2) the class’ current applicable expense limitation. The Fund will not be obligated to repay any such waived/reimbursed fees and expenses more than one year after the end of the fiscal year in which the fees or expenses were waived/reimbursed.

³ Natixis Advisors, LLC (“Natixis Advisors”) has given a binding contractual undertaking to the Fund to reimburse any and all transfer agency expenses for Class N shares. This undertaking is in effect through April 30, 2023 and may be terminated before then only with the consent of the Fund’s Board of Trustees.

Example

This example is intended to help you compare the cost of investing in the Fund with the cost of investing in other mutual funds. The example assumes that you invest \$10,000 in the Fund for the time periods indicated and then redeem all of your shares at the end of those periods (except where indicated). The example also assumes that your investment has a 5% return each year and that the Fund’s operating expenses remain the same except that the example is based on the Total Annual Fund Operating Expenses After Fee Waiver and/or Expense Reimbursement assuming that such waiver and/or reimbursement will only be in place through the date noted above and on the Total Annual Fund Operating Expenses for the remaining periods. The example for Class C shares for the ten-year period reflects the conversion to Class A shares after eight years. The example does not take into account brokerage commissions and other fees to financial intermediaries that you may pay on your purchases and sales of shares of the Fund. Although your actual costs may be higher or lower, based on these assumptions your costs would be:

If shares are redeemed:	1 year	3 years	5 years	10 years
Class A	\$ 691	\$ 943	\$ 1,214	\$ 1,986
Class C	\$ 299	\$ 622	\$ 1,070	\$ 2,121

Fund Summary

If shares are redeemed:	1 year	3 years	5 years	10 years
Class N	\$ 93	\$ 290	\$ 504	\$ 1,120
Class T	\$ 370	\$ 631	\$ 911	\$ 1,710
Class Y	\$ 98	\$ 312	\$ 544	\$ 1,210
If shares are not redeemed:	1 year	3 years	5 years	10 years
Class C	\$ 199	\$ 622	\$ 1,070	\$ 2,121

Portfolio Turnover

The Fund pays transaction costs, such as commissions, when it buys and sells securities (or “turns over” its portfolio). A higher portfolio turnover rate may indicate higher transaction costs and may result in higher taxes for you if your Fund shares are held in a taxable account. These costs, which are not reflected in annual fund operating expenses or in the example, affect the Fund’s performance. During its most recently ended fiscal year, the Fund’s portfolio turnover rate was 40% of the average value of its portfolio.

Investments, Risks and Performance

Principal Investment Strategies

Under normal circumstances, the Fund invests at least 80% of its assets in equity securities, which may include common stocks, preferred stocks, depositary receipts and real estate investment trusts (“REITs”). The Fund invests in securities of companies located in no fewer than three countries, which may include the U.S. Under normal circumstances, the Fund will invest at least 40% of its assets in securities of companies located outside the U.S. and the Fund may invest up to 25% of its assets in securities of companies located in emerging markets. Emerging markets are economies that the Adviser believes are not generally recognized to be fully developed markets, as measured by gross national income, financial market infrastructure, market capitalization and/or other factors. The Fund may invest in growth and value companies of any size and may also invest in initial public offerings.

In making its investment decisions, the Adviser uses a bottom-up approach focused on individual companies, rather than focusing on specific themes, specific industries or economic factors. The Adviser applies a thematic approach to investment idea generation, identifying securities of companies that it believes offer solutions to the major transitions that our world is going through. These transitions include (i) demographics, such as an aging population, (ii) environmental issues, such as water scarcity, (iii) technological advances, such as cloud computing, and (iv) governance changes, such as the growing importance of corporate responsibility.

The Adviser may sell a security due to a deterioration in the company’s fundamental quality, a change in thematic exposure or impact relative to the United Nations’ Sustainable Development Goals, a controversy alert such as one relating to human rights, or if the Adviser believes the security has little potential for price appreciation or there is greater relative value in other securities in the Fund’s investment universe.

Principal Investment Risks

The principal risks of investing in the Fund are summarized below. The Fund does not represent a complete investment program. You may lose money by investing in the Fund.

Fund shares are not bank deposits and are not guaranteed, endorsed or insured by the Federal Deposit Insurance Corporation or any other government agency, and are subject to investment risks, including possible loss of the principal invested.

The significance of any specific risk to an investment in the Fund will vary over time, depending on the composition of the Fund’s portfolio, market conditions, and other factors. You should read all of the risk information presented below carefully, because any one or more of these risks may result in losses to the Fund.

Equity Securities Risk: The value of the Fund’s investments in equity securities could be subject to unpredictable declines in the value of individual securities and periods of below-average performance in individual securities or in the equity market as a whole. Growth stocks are generally more sensitive to market movements than other types of stocks primarily because their stock prices are based heavily on future expectations. If the Adviser’s assessment of the prospects for a company’s growth is wrong, or if the Adviser’s judgment of how other investors will value the company’s growth is wrong, then the price of the company’s stock may fall or not approach the value that the Adviser has placed on it. Value stocks can perform differently from the market as a whole and from other types of stocks. Value stocks also present the risk that their lower valuations fairly reflect their business prospects and that investors will not agree that the stocks represent favorable investment opportunities, and they may fall out of favor with investors and underperform growth stocks during any given period. Securities issued in IPOs tend to involve greater market risk than other equity securities due, in part, to public perception and the lack of publicly available information and trading history. In the event an issuer is liquidated or declares bankruptcy, the claims of owners of the issuer’s bonds generally take precedence over the claims of those who own preferred stock or common stock.

Foreign Securities Risk: Investments in foreign securities may be subject to greater political, economic, environmental, credit/counterparty and information risks. The Fund’s investments in foreign securities also are subject to foreign currency fluctuations and other foreign currency-related risks. Foreign securities may be subject to higher volatility than U.S. securities, varying degrees of regulation and limited liquidity.

Emerging Markets Risk: In addition to the risks of investing in foreign investments generally, emerging markets investments are subject to greater risks arising from political or economic instability, war, nationalization or confiscatory taxation, currency exchange or repatriation restrictions, sanctions by other countries (such as the United States or the European Union) and an issuer's unwillingness or inability to make dividend, principal or interest payments on its securities. Emerging markets companies may be smaller and have shorter operating histories than companies in developed markets.

Small- and Mid-Capitalization Companies Risk: Compared to large-capitalization companies, small- and mid-capitalization companies are more likely to have limited product lines, markets or financial resources. Stocks of these companies often trade less frequently and in limited volume and their prices may fluctuate more than stocks of large-capitalization companies. As a result, it may be relatively more difficult for the Fund to buy and sell securities of small- and mid-capitalization companies.

ESG Investing Risk: The Fund's ESG investment approach could cause the Fund to perform differently compared to funds that do not have such an approach or compared to the market as a whole. The Fund's application of ESG-related considerations may affect the Fund's exposure to certain issuers, industries, sectors, style factors or other characteristics and may impact the relative performance of the Fund—positively or negatively—depending on the relative performance of such investments. Views on what constitutes "ESG investing", and therefore what investments are appropriate for a fund that has an ESG investment approach, may differ by fund, adviser and investor.

Currency Risk: Fluctuations in the exchange rates between different currencies may negatively affect an investment. The Fund may be subject to currency risk because it may invest in securities or other instruments denominated in, or that generate income denominated in, foreign currencies. The Fund may elect not to hedge currency risk, or may hedge such risk imperfectly, which may cause the Fund to incur losses that would not have been incurred had the risk been hedged.

Cybersecurity and Technology Risk: The Fund, its service providers, and other market participants increasingly depend on complex information technology and communications systems, which are subject to a number of different threats and risks that could adversely affect the Fund and its shareholders. Cybersecurity and other operational and technology issues may result in financial losses to the Fund and its shareholders.

Large Investor Risk: Ownership of shares of the Fund may be concentrated in one or a few large investors. Such investors may redeem shares in large quantities or on a frequent basis. Redemptions by a large investor can affect the performance of the Fund, may increase realized capital gains, including short-term capital gains taxable as ordinary income, may accelerate the realization of taxable income to shareholders and may increase transaction costs. These transactions potentially limit the use of any capital loss carryforwards and certain other losses to offset future realized capital gains (if any). Such transactions may also increase the Fund's expenses.

Management Risk: A strategy used by the Fund's portfolio managers may fail to produce the intended result.

Market/Issuer Risk: The market value of the Fund's investments will move up and down, sometimes rapidly and unpredictably, based upon overall market and economic conditions, as well as a number of reasons that directly relate to the issuers of the Fund's investments, such as management performance, financial condition and demand for the issuers' goods and services.

REITs Risk: Investments in the real estate industry, including REITs, are particularly sensitive to economic downturns and are sensitive to factors such as changes in real estate values, property taxes and tax laws, interest rates, cash flow of underlying real estate assets, occupancy rates, government regulations affecting zoning, land use and rents and the management skill and creditworthiness of the issuer. Companies in the real estate industry also may be subject to liabilities under environmental and hazardous waste laws. In addition, the value of a REIT is affected by changes in the value of the properties owned by the REIT or mortgage loans held by the REIT. REITs are also subject to default and prepayment risk. Many REITs are highly leveraged, increasing their risk. The Fund will indirectly bear its proportionate share of expenses, including management fees, paid by each REIT in which it invests in addition to the expenses of the Fund.

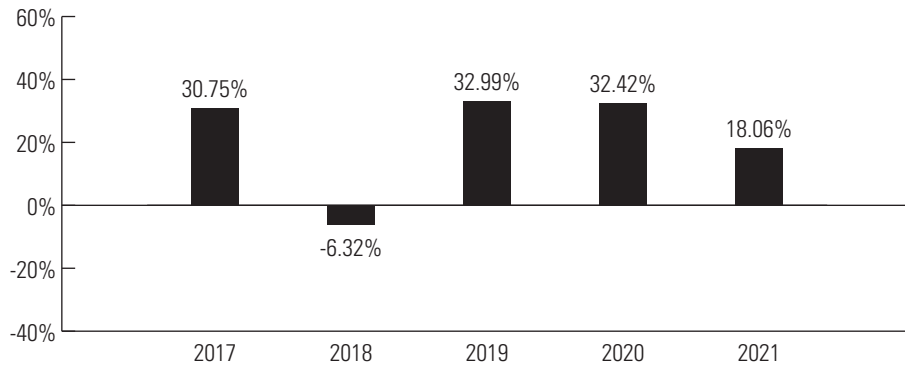
Risk/Return Bar Chart and Table

The bar chart and table shown below provide some indication of the risks of investing in the Fund by showing changes in the Fund's performance from year-to-year and by showing how the Fund's average annual returns for the one-year, five-year, life-of-fund, and life-of-class periods (as applicable) compare to those of a broad measure of market performance. The Fund's past performance (before and after taxes) does not necessarily indicate how the Fund will perform in the future. Updated performance information is available online at im.natixis.com and/or by calling the Fund toll-free at 800-225-5478.

The chart does not reflect any sales charge that you may be required to pay when you buy or redeem the Fund's shares. A sales charge will reduce your return.

Fund Summary

Total Returns for Class Y Shares



Highest Quarterly Return:
Second Quarter 2020, 22.67%

Lowest Quarterly Return:
First Quarter 2020, -13.54%

Average Annual Total Returns

(for the periods ended December 31, 2021)

	Past 1 Year	Past 5 Years	Life of Fund (3/31/16)	Life of Class N (5/1/17)
Class Y - Return Before Taxes	18.06%	20.56%	17.50%	-
Return After Taxes on Distributions	14.90%	19.45%	16.55%	-
Return After Taxes on Distributions and Sale of Fund Shares	12.81%	16.64%	14.19%	-
Class A - Return Before Taxes	11.06%	18.86%	16.02%	-
Class C - Return Before Taxes	15.85%	19.35%	16.33%	-
Class N - Return Before Taxes	18.17%	-	-	18.87%
Class T - Return Before Taxes	14.88%	19.67%	16.70%	-
MSCI World Index (Net)	21.82%	15.03%	14.39%	14.17%

The Fund did not have Class T shares outstanding during the periods shown above. The returns of Class T shares would have been substantially similar to the returns of the Fund's other share classes because they would have been invested in the same portfolio of securities and would only differ to the extent the other share classes did not have the same expenses. Performance of Class T shares shown above is that of Class A shares, which have the same expenses as Class T shares, restated to reflect the different sales load applicable to Class T shares.

After-tax returns are calculated using the historical highest individual federal marginal income tax rates and do not reflect the impact of state and local taxes. Actual after-tax returns depend on an investor's tax situation and may differ from those shown. After-tax returns shown are not relevant to investors who hold their shares through tax-advantaged arrangements, such as 401(k) plans, qualified plans, education savings accounts, such as 529 plans, or individual retirement accounts. The after-tax returns are shown for only one class of the Fund. After-tax returns for the other classes of the Fund will vary. Index performance reflects no deduction for fees, expenses or taxes.

Management

Investment Adviser

Mirova US LLC ("Mirova US")

Portfolio Managers

Amber Fairbanks, CFA®, has served as co-portfolio manager of the Fund since 2018.

Jens Peers, CFA®, has served as co-portfolio manager of the Fund since 2016.

Hua Cheng, CFA®, PhD, has served as co-portfolio manager of the Fund since 2016.

Purchase and Sale of Fund Shares

Class A and C Shares

The following chart shows the investment minimums for various types of accounts:

Type of Account	Minimum Initial Purchase	Minimum Subsequent Purchase
Any account other than those listed below	\$ 2,500	\$ 50

Fund Summary

Type of Account	Minimum Initial Purchase	Minimum Subsequent Purchase
For shareholders participating in Natixis Funds' Investment Builder Program	\$ 1,000	\$ 50
For Traditional IRA, Roth IRA, Rollover IRA, SEP-IRA and Keogh plans using the Natixis Funds' prototype document (direct accounts, not held through intermediary)	\$ 1,000	\$ 50
Coverdell Education Savings Accounts using the Natixis Funds' prototype document (direct accounts, not held through intermediary)	\$ 500	\$ 50

There is no initial or subsequent investment minimum for:

- **Fee Based Programs** (such as wrap accounts) where an advisory fee is paid to the broker-dealer or other financial intermediary. Please consult your financial representative to determine if your fee based program is subject to additional or different conditions or fees.
- **Certain Retirement Plans.** Please consult your retirement plan administrator to determine if your retirement plan is subject to additional or different conditions or fees imposed by the plan administrator.
- Clients of a **Registered Investment Adviser** where the Registered Investment Adviser receives an advisory, management or consulting fee.

The minimum investment requirements for Class A shares may be waived or lowered for investments effected through certain financial intermediaries that have entered into special arrangements with Natixis Distribution, LLC (the "Distributor"). Consult your financial intermediary for additional information regarding the minimum investment requirement applicable to your investment.

Class N Shares

Class N shares of the Fund are subject to a \$1,000,000 initial investment minimum. This minimum applies to Fee Based Programs and accounts (such as wrap accounts) where an advisory fee is paid to the broker-dealer or other financial intermediary, accounts established via a transfer, or any other transaction in which a new account is established. There is no subsequent investment minimum for these shares. There is no initial investment minimum for:

- **Certain Retirement Plans.** Please consult your retirement plan administrator to determine if your retirement plan is subject to additional or different conditions or fees imposed by the plan administrator.
- **Sub-accounts** held within an omnibus account, where the omnibus account has at least \$1,000,000.
- **Funds of funds** that are distributed by the Distributor.

In its sole discretion, the Distributor may waive the investment minimum requirement for accounts as to which the Distributor reasonably believes will have enough assets to exceed the investment minimum requirement within a relatively short period of time following the establishment date of such accounts in Class N. If, after two years, an account's value does not exceed the investment minimum requirement, the Distributor and the Fund reserve the right to redeem such account.

Class T Shares

Class T shares of the Fund are not currently available for purchase.

Class T shares of the Fund may only be purchased by investors who are investing through an authorized third party, such as a broker-dealer or other financial intermediary, that has entered into a selling agreement with the Distributor. Investors may not hold Class T shares directly with the Fund. Class T shares are subject to a minimum initial investment of \$2,500 and a minimum subsequent investment of \$50. Not all financial intermediaries make Class T shares available to their clients.

Class Y Shares

Class Y shares of the Fund are generally subject to a minimum initial investment of \$100,000 and a minimum subsequent investment of \$50, except there is no minimum initial or subsequent investment for:

- **Fee Based Programs** (such as wrap accounts) where an advisory fee is paid to the broker-dealer or other financial intermediary. Please consult your financial representative to determine if your fee based program is subject to additional or different conditions or fees.
- **Certain Retirement Plans.** Please consult your retirement plan administrator to determine if your retirement plan is subject to additional or different conditions or fees imposed by the plan administrator.
- **Certain Individual Retirement Accounts** if the amounts invested represent rollover distributions from investments by any of the retirement plans invested in the Fund.
- Clients of a **Registered Investment Adviser** where the Registered Investment Adviser receives an advisory, management or consulting fee.
- **Fund Trustees**, former Fund trustees, employees of affiliates of the Natixis Funds and other individuals who are affiliated with any Natixis Fund (this also applies to any spouse, parents, children, siblings, grandparents, grandchildren and in-laws of those mentioned) and Natixis affiliate employee benefit plans.

At the discretion of Natixis Advisors, clients of Natixis Advisors and its affiliates may purchase Class Y shares of the Fund below the stated minimums.

Due to operational limitations at your financial intermediary, certain fee based programs, retirement plans, individual retirement accounts and accounts of registered investment advisers may be subject to the investment minimums described above.

The Fund's shares are available for purchase and are redeemable on any business day through your investment dealer, directly from the Fund by writing to the Fund at Natixis Funds, P.O. Box 219579, Kansas City, MO 64121-9579, by exchange, by wire, by internet at im.natixis.com (certain restrictions may apply), through the Automated Clearing House system, or, in the case of redemptions, by telephone at 800-225-5478 or by the Systematic Withdrawal Plan.

Tax Information

Fund distributions are generally taxable to you as ordinary income or capital gains, except for distributions to retirement plans and other investors that qualify for tax-advantaged treatment under U.S. federal income tax law generally. Investments in such tax-advantaged plans will generally be taxed only upon withdrawal of monies from the tax-advantaged arrangement.

Payments to Broker-Dealers and Other Financial Intermediaries

If you purchase shares of the Fund through a broker-dealer or other financial intermediary (such as a bank), the Fund and its related companies may pay the intermediary for the sale of the Fund shares and related services. These payments may create a conflict of interest by influencing the broker-dealer or other intermediary and your salesperson to recommend the Fund over another investment. Ask your salesperson or visit your financial intermediary's website for more information.

Mirova International Sustainable Equity Fund

Investment Goal

The Fund seeks long-term capital appreciation.

Fund Fees & Expenses

The following table describes the fees and expenses that you may pay if you buy, hold, and sell shares of the Fund. You may pay other fees, such as brokerage commissions and other fees to financial intermediaries, which are not reflected in this table. You may qualify for sales charge discounts if you and your family invest, or agree to invest in the future, at least \$50,000 in the Natixis Funds Complex. More information about these and other discounts is available from your financial professional and in the section “How Sales Charges Are Calculated” on page 85 of the Prospectus, in Appendix A to the Prospectus and on page 130 in the section “Reduced Sales Charges” of the Statement of Additional Information (“SAI”).

Shareholder Fees

(fees paid directly from your investment)

	Class A	Class N	Class Y
Maximum sales charge (load) imposed on purchases (as a percentage of offering price)	5.75%	None	None
Maximum deferred sales charge (load) (as a percentage of original purchase price or redemption proceeds, as applicable)	None*	None	None
Redemption fees	None	None	None

* A 1.00% contingent deferred sales charge (“CDSC”) may apply to certain purchases of Class A shares of \$1,000,000 or more that are redeemed within eighteen months of the date of purchase.

Annual Fund Operating Expenses

(expenses that you pay each year as a percentage of the value of your investment)

	Class A	Class N	Class Y
Management fees	0.80%	0.80%	0.80%
Distribution and/or service (12b-1) fees	0.25%	0.00%	0.00%
Other expenses	1.03%	0.64%	1.03%
Total annual fund operating expenses	2.08%	1.44%	1.83%
Fee waiver and/or expense reimbursement ^{1,2}	0.87%	0.53%	0.87%
Total annual fund operating expenses after fee waiver and/or expense reimbursement	1.21%	0.91%	0.96%

1 Mirova US LLC (“Mirova US” or the “Adviser”) has given a binding contractual undertaking to the Fund to limit the amount of the Fund’s total annual fund operating expenses to 1.20%, 0.90% and 0.95% of the Fund’s average daily net assets for Class A, N and Y shares, respectively, exclusive of brokerage expenses, interest expense, taxes, acquired fund fees and expenses, organizational and extraordinary expenses, such as litigation and indemnification expenses. This undertaking is in effect through April 30, 2023 and may be terminated before then only with the consent of the Fund’s Board of Trustees. The Adviser will be permitted to recover management fees waived and/or expenses reimbursed to the extent that expenses in later periods fall below both (1) the class’ applicable expense limitation at the time such amounts were waived/reimbursed and (2) the class’ current applicable expense limitation. The Fund will not be obligated to repay any such waived/reimbursed fees and expenses more than one year after the end of the fiscal year in which the fees or expenses were waived/reimbursed.

2 Natixis Advisors, LLC (“Natixis Advisors”) has given a binding contractual undertaking to the Fund to reimburse any and all transfer agency expenses for Class N shares. This undertaking is in effect through April 30, 2023 and may be terminated before then only with the consent of the Fund’s Board of Trustees.

Example

This example is intended to help you compare the cost of investing in the Fund with the cost of investing in other mutual funds. The example assumes that you invest \$10,000 in the Fund for the time periods indicated and then redeem all of your shares at the end of those periods (except where indicated). The example also assumes that your investment has a 5% return each year and that the Fund’s operating expenses remain the same, except that the example is based on the Total Annual Fund Operating Expenses After Fee Waiver and/or Expense Reimbursement assuming that such waiver and/or reimbursement will only be in place through the date noted above and on the Total Annual Fund Operating Expenses for the remaining periods. The example does not take into account brokerage commissions and other fees to financial intermediaries that you may pay on your purchases and sales of shares of the Fund. Although your actual costs may be higher or lower, based on these assumptions your costs would be:

If shares are redeemed:	1 year	3 years	5 years	10 years
Class A	\$ 691	\$ 1,110	\$ 1,554	\$ 2,782
Class N	\$ 93	\$ 403	\$ 736	\$ 1,679
Class Y	\$ 98	\$ 491	\$ 909	\$ 2,076

Portfolio Turnover

The Fund pays transaction costs, such as commissions, when it buys and sells securities (or “turns over” its portfolio). A higher portfolio turnover rate may indicate higher transaction costs and may result in higher taxes for you if your Fund shares are held in a taxable account. These costs, which are not reflected in annual fund operating expenses or in the example, affect the Fund’s performance. During its most recently ended fiscal year, the Fund’s portfolio turnover rate was 8% of the average value of its portfolio.

Investments, Risks and Performance

Principal Investment Strategies

Under normal circumstances, the Fund invests at least 80% of its assets in equity securities, which may include common stocks, preferred stocks, depository receipts and real estate investment trusts (“REITs”). The Fund invests in securities of companies located in no fewer than three countries outside the U.S. Under normal circumstances, the Fund will invest at least 65% of its assets in securities of companies located outside the U.S. and the Fund may invest up to 25% of its assets in securities of companies located in emerging markets (which generally encompasses markets that are not included in the MSCI World Developed Markets Index). The Fund may invest in growth and value companies of any size and may also invest in initial public offerings (“IPOs”).

In making its investment decisions, the Adviser uses a bottom-up approach focused on individual companies, rather than focusing on specific themes, specific industries or economic factors. The Adviser applies a thematic approach to investment idea generation, identifying securities of companies that it believes offer solutions to the major transitions that our world is going through. These transitions include (i) demographics, such as an aging population, (ii) environmental issues, such as water scarcity, (iii) technological advances, such as cloud computing, and (iv) governance changes, such as the growing importance of corporate responsibility.

The Adviser may sell a security due a deterioration in the company’s fundamental quality, a change in thematic exposure or impact relative to the United Nations’ Sustainable Development Goals, a controversy alert such as one relating to human rights, or if the Adviser believes the security has little potential for price appreciation or there is greater relative value in other securities in the Fund’s investment universe.

Principal Investment Risks

The principal risks of investing in the Fund are summarized below. The Fund does not represent a complete investment program. You may lose money by investing in the Fund.

Fund shares are not bank deposits and are not guaranteed, endorsed or insured by the Federal Deposit Insurance Corporation or any other government agency, and are subject to investment risks, including possible loss of the principal invested.

The significance of any specific risk to an investment in the Fund will vary over time, depending on the composition of the Fund’s portfolio, market conditions, and other factors. You should read all of the risk information presented below carefully, because any one or more of these risks may result in losses to the Fund.

Equity Securities Risk: The value of the Fund’s investments in equity securities could be subject to unpredictable declines in the value of individual securities and periods of below-average performance in individual securities or in the equity market as a whole. Growth stocks are generally more sensitive to market movements than other types of stocks primarily because their stock prices are based heavily on future expectations. If the Adviser’s assessment of the prospects for a company’s growth is wrong, or if the Adviser’s judgment of how other investors will value the company’s growth is wrong, then the price of the company’s stock may fall or not approach the value that the Adviser has placed on it. Value stocks can perform differently from the market as a whole and from other types of stocks. Value stocks also present the risk that their lower valuations fairly reflect their business prospects and that investors will not agree that the stocks represent favorable investment opportunities, and they may fall out of favor with investors and underperform growth stocks during any given period. Securities issued in IPOs tend to involve greater market risk than other equity securities due, in part, to public perception and the lack of publicly available information and trading history. In the event an issuer is liquidated or declares bankruptcy, the claims of owners of the issuer’s bonds generally take precedence over the claims of those who own preferred stock or common stock. Securities of real estate-related companies and REITs in which the Fund may invest may be considered equity securities, thus subjecting the Fund to the risks of investing in equity securities generally.

Foreign Securities Risk: Investments in foreign securities may be subject to greater political, economic, environmental, credit/counterparty and information risks. The Fund’s investments in foreign securities also are subject to foreign currency fluctuations and other foreign currency-related risks. Foreign securities may be subject to higher volatility than U.S. securities, varying degrees of regulation and limited liquidity.

Emerging Markets Risk: In addition to the risks of investing in foreign investments generally, emerging markets investments are subject to greater risks arising from political or economic instability, war, nationalization or confiscatory taxation, currency exchange or repatriation restrictions, sanctions by other countries (such as the United States or the European Union) and an issuer’s unwillingness or inability to make dividend, principal or interest payments on its securities. Emerging markets companies may be smaller and have shorter operating histories than companies in developed markets.

Small- and Mid-Capitalization Companies Risk: Compared to large-capitalization companies, small- and mid-capitalization companies are more likely to have limited product lines, markets or financial resources. Stocks of these companies often trade less frequently and in limited volume and their prices may fluctuate more than stocks of large-capitalization companies. As a result, it may be relatively more difficult for the Fund to buy and sell securities of small- and mid-capitalization companies.

Fund Summary

ESG Investing Risk: The Fund's ESG investment approach could cause the Fund to perform differently compared to funds that do not have such an approach or compared to the market as a whole. The Fund's application of ESG-related considerations may affect the Fund's exposure to certain issuers, industries, sectors, style factors or other characteristics and may impact the relative performance of the Fund—positively or negatively—depending on the relative performance of such investments. Views on what constitutes "ESG investing", and therefore what investments are appropriate for a fund that has an ESG investment approach, may differ by fund, adviser and investor.

Currency Risk: Fluctuations in the exchange rates between different currencies may negatively affect an investment. The Fund may be subject to currency risk because it may invest in securities or other instruments denominated in, or that generate income denominated in, foreign currencies. The Fund may elect not to hedge currency risk, or may hedge such risk imperfectly, which may cause the Fund to incur losses that would not have been incurred had the risk been hedged.

Cybersecurity and Technology Risk: The Fund, its service providers, and other market participants increasingly depend on complex information technology and communications systems, which are subject to a number of different threats and risks that could adversely affect the Fund and its shareholders. Cybersecurity and other operational and technology issues may result in financial losses to the Fund and its shareholders.

Large Investor Risk: Ownership of shares of the Fund may be concentrated in one or a few large investors. Such investors may redeem shares in large quantities or on a frequent basis. Redemptions by a large investor can affect the performance of the Fund, may increase realized capital gains, including short-term capital gains taxable as ordinary income, may accelerate the realization of taxable income to shareholders and may increase transaction costs. These transactions potentially limit the use of any capital loss carryforwards and certain other losses to offset future realized capital gains (if any). Such transactions may also increase the Fund's expenses.

Management Risk: A strategy used by the Fund's portfolio managers may fail to produce the intended result.

Market/Issuer Risk: The market value of the Fund's investments will move up and down, sometimes rapidly and unpredictably, based upon overall market and economic conditions, as well as a number of reasons that directly relate to the issuers of the Fund's investments, such as management performance, financial condition and demand for the issuers' goods and services.

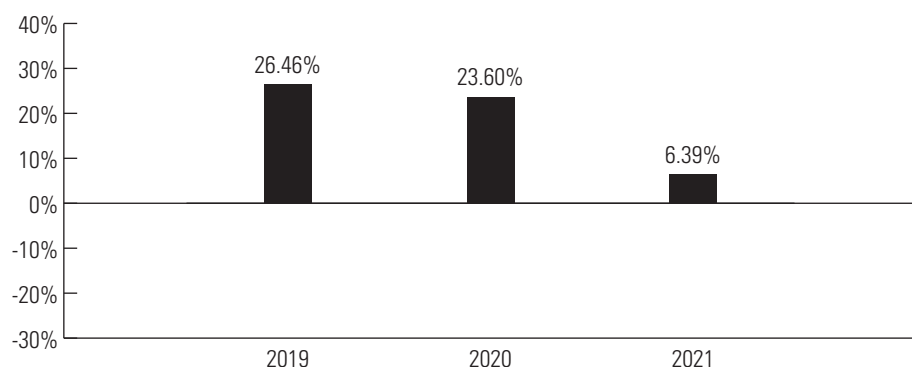
REITs Risk: Investments in the real estate industry, including REITs, are particularly sensitive to economic downturns and are sensitive to factors such as changes in real estate values, property taxes and tax laws, interest rates, cash flow of underlying real estate assets, occupancy rates, government regulations affecting zoning, land use and rents and the management skill and creditworthiness of the issuer. Companies in the real estate industry also may be subject to liabilities under environmental and hazardous waste laws. In addition, the value of a REIT is affected by changes in the value of the properties owned by the REIT or mortgage loans held by the REIT. REITs are also subject to default and prepayment risk. Many REITs are highly leveraged, increasing their risk. The Fund will indirectly bear its proportionate share of expenses, including management fees, paid by each REIT in which it invests in addition to the expenses of the Fund.

Risk/Return Bar Chart and Table

The bar chart and table shown below provide some indication of the risks of investing in the Fund by showing changes in the Fund's performance from year-to-year and by showing how the Fund's average annual returns for the one-year and life-of-fund periods compare to those of a broad measure of market performance. The Fund's past performance (before and after taxes) does not necessarily indicate how the Fund will perform in the future. Updated performance information is available online at im.natixis.com and/or by calling the Fund toll-free at 800-225-5478.

The chart does not reflect any sales charge that you may be required to pay when you buy or redeem the Fund's shares. A sales charge will reduce your return.

Total Returns for Class Y Shares



Highest Quarterly Return:

Second Quarter 2020, 20.10%

Lowest Quarterly Return:

First Quarter 2020, -19.28%

Fund Summary

Average Annual Total Returns

(for the periods ended December 31, 2021)

	Past 1 Year	Life of Fund (12/28/18)
Class Y - Return Before Taxes	6.39%	18.46%
Return After Taxes on Distributions	5.67%	17.18%
Return After Taxes on Distributions and Sale of Fund Shares	4.49%	14.55%
Class A - Return Before Taxes	0.12%	15.88%
Class N - Return Before Taxes	6.47%	18.52%
MSCI EAFE Index (Net)	11.26%	13.61%

After-tax returns are calculated using the historical highest individual federal marginal income tax rates and do not reflect the impact of state and local taxes. Actual after-tax returns depend on an investor's tax situation and may differ from those shown. After-tax returns shown are not relevant to investors who hold their shares through tax-advantaged arrangements, such as 401(k) plans, qualified plans, education savings accounts, such as 529 plans, or individual retirement accounts. The after-tax returns are shown for only one class of the Fund. After-tax returns for the other classes of the Fund will vary. Index performance reflects no deduction for fees, expenses or taxes.

Management

Investment Adviser

Mirova US LLC ("Mirova US")

Portfolio Managers

Jens Peers, CFA®, has served as co-portfolio manager of the Fund since 2018.

Hua Cheng, CFA®, PhD, has served as co-portfolio manager of the Fund since 2018.

Amber Fairbanks, CFA®, has served as a co-portfolio manager of the Fund since 2018.

Purchase and Sale of Fund Shares

Class A Shares

The following chart shows the investment minimums for various types of accounts:

Type of Account	Minimum Initial Purchase	Minimum Subsequent Purchase
Any account other than those listed below	\$ 2,500	\$ 50
For shareholders participating in Natixis Funds' Investment Builder Program	\$ 1,000	\$ 50
For Traditional IRA, Roth IRA, Rollover IRA, SEP-IRA and Keogh plans using the Natixis Funds' prototype document (direct accounts, not held through intermediary)	\$ 1,000	\$ 50
Coverdell Education Savings Accounts using the Natixis Funds' prototype document (direct accounts, not held through intermediary)	\$ 500	\$ 50

There is no initial or subsequent investment minimum for:

- **Fee Based Programs** (such as wrap accounts) where an advisory fee is paid to the broker-dealer or other financial intermediary. Please consult your financial representative to determine if your fee based program is subject to additional or different conditions or fees.
- **Certain Retirement Plans.** Please consult your retirement plan administrator to determine if your retirement plan is subject to additional or different conditions or fees imposed by the plan administrator.
- Clients of a **Registered Investment Adviser** where the Registered Investment Adviser receives an advisory, management or consulting fee.

The minimum investment requirements for Class A shares may be waived or lowered for investments effected through certain financial intermediaries that have entered into special arrangements with Natixis Distribution, LLC (the "Distributor"). Consult your financial intermediary for additional information regarding the minimum investment requirement applicable to your investment.

Class N Shares

Class N shares of the Fund are subject to a \$1,000,000 initial investment minimum. This minimum applies to Fee Based Programs and accounts (such as wrap accounts) where an advisory fee is paid to the broker-dealer or other financial intermediary, accounts established via a transfer, or any other transaction in which a new account is established. There is no subsequent investment minimum for these shares. There is no initial investment minimum for:

Fund Summary

- **Certain Retirement Plans.** Please consult your retirement plan administrator to determine if your retirement plan is subject to additional or different conditions or fees imposed by the plan administrator.
- **Sub-accounts** held within an omnibus account, where the omnibus account has at least \$1,000,000.
- **Funds of funds** that are distributed by the Distributor.

In its sole discretion, the Distributor may waive the investment minimum requirement for accounts as to which the Distributor reasonably believes will have enough assets to exceed the investment minimum requirement within a relatively short period of time following the establishment date of such accounts in Class N. If, after two years, an account's value does not exceed the investment minimum requirement, the Distributor and the Fund reserve the right to redeem such account.

Class Y Shares

Class Y shares of the Fund are generally subject to a minimum initial investment of \$100,000 and a minimum subsequent investment of \$50, except there is no minimum initial or subsequent investment for:

- **Fee Based Programs** (such as wrap accounts) where an advisory fee is paid to the broker-dealer or other financial intermediary. Please consult your financial representative to determine if your fee based program is subject to additional or different conditions or fees.
- **Certain Retirement Plans.** Please consult your retirement plan administrator to determine if your retirement plan is subject to additional or different conditions or fees imposed by the plan administrator.
- **Certain Individual Retirement Accounts** if the amounts invested represent rollover distributions from investments by any of the retirement plans invested in the Fund.
- Clients of a **Registered Investment Adviser** where the Registered Investment Adviser receives an advisory, management or consulting fee.
- **Fund Trustees**, former Fund trustees, employees of affiliates of the Natixis Funds and other individuals who are affiliated with any Natixis Fund (this also applies to any spouse, parents, children, siblings, grandparents, grandchildren and in-laws of those mentioned) and Natixis affiliate employee benefit plans.

At the discretion of Natixis Advisors, clients of Natixis Advisors and its affiliates may purchase Class Y shares of the Fund below the stated minimums.

Due to operational limitations at your financial intermediary, certain fee based programs, retirement plans, individual retirement accounts and accounts of registered investment advisers may be subject to the investment minimums described above.

The Fund's shares are available for purchase and are redeemable on any business day through your investment dealer, directly from the Fund by writing to the Fund at Natixis Funds, P.O. Box 219579, Kansas City, MO 64121-9579, by exchange, by wire, by internet at im.natixis.com (certain restrictions may apply), through the Automated Clearing House system, or, in the case of redemptions, by telephone at 800-225-5478 or by the Systematic Withdrawal Plan.

Tax Information

Fund distributions are generally taxable to you as ordinary income or capital gains, except for distributions to retirement plans and other investors that qualify for tax-advantaged treatment under U.S. federal income tax law generally. Investments in such tax-advantaged plans will generally be taxed only upon withdrawal of monies from the tax-advantaged arrangement.

Payments to Broker-Dealers and Other Financial Intermediaries

If you purchase shares of the Fund through a broker-dealer or other financial intermediary (such as a bank), the Fund and its related companies may pay the intermediary for the sale of the Fund shares and related services. These payments may create a conflict of interest by influencing the broker-dealer or other intermediary and your salesperson to recommend the Fund over another investment. Ask your salesperson or visit your financial intermediary's website for more information.

Mirova U.S. Sustainable Equity Fund

Investment Goal

The Fund seeks long-term capital appreciation.

Fund Fees & Expenses

The following table describes the fees and expenses that you may pay if you buy, hold, and sell shares of the Fund. You may pay other fees, such as brokerage commissions and other fees to financial intermediaries, which are not reflected in this table. You may qualify for sales charge discounts if you and your family invest, or agree to invest in the future, at least \$50,000 in the Natixis Funds Complex. More information about these and other discounts is available from your financial professional and in the section “How Sales Charges Are Calculated” on page 85 of the Prospectus, in Appendix A to the Prospectus and on page 130 in the section “Reduced Sales Charges” of the Statement of Additional Information (“SAI”).

Shareholder Fees

(fees paid directly from your investment)

	Class A	Class C	Class N	Class Y
Maximum sales charge (load) imposed on purchases (as a percentage of offering price)	5.75%	None	None	None
Maximum deferred sales charge (load) (as a percentage of original purchase price or redemption proceeds, as applicable)	None*	1.00%	None	None
Redemption fees	None	None	None	None

* A 1.00% contingent deferred sales charge (“CDSC”) may apply to certain purchases of Class A shares of \$1,000,000 or more that are redeemed within eighteen months of the date of purchase.

Annual Fund Operating Expenses

(expenses that you pay each year as a percentage of the value of your investment)

	Class A	Class C	Class N	Class Y
Management fees	0.65%	0.65%	0.65%	0.65%
Distribution and/or service (12b-1) fees	0.25%	1.00%	0.00%	0.00%
Other expenses ¹	8.09%	7.72%	2.85%	8.14%
Total annual fund operating expenses	8.99%	9.37%	3.50%	8.79%
Fee waiver and/or expense reimbursement ^{2,3}	7.94%	7.57%	2.75%	7.99%
Total annual fund operating expenses after fee waiver and/or expense reimbursement	1.05%	1.80%	0.75%	0.80%

- The expense information shown in the table above includes acquired fund fees and expenses of less than 0.01%; the ratios differ from the expense information disclosed in the Fund’s financial highlights table because the financial highlights table reflects the operating expenses of the Fund and does not include acquired fund fees and expenses.
- Mirova US LLC (“Mirova US” or the “Adviser”) has given a binding contractual undertaking to the Fund to limit the amount of the Fund’s total annual fund operating expenses to 1.05%, 1.80%, 0.75% and 0.80% of the Fund’s average daily net assets for Class A, C, N and Y shares, respectively, exclusive of brokerage expenses, interest expense, taxes, acquired fund fees and expenses, organizational and extraordinary expenses, such as litigation and indemnification expenses. This undertaking is in effect through April 30, 2023 and may be terminated before then only with the consent of the Fund’s Board of Trustees. The Adviser will be permitted to recover management fees waived and/or expenses reimbursed to the extent that expenses in later periods fall below both (1) the class’ applicable expense limitation at the time such amounts were waived/reimbursed and (2) the class’ current applicable expense limitation. The Fund will not be obligated to repay any such waived/reimbursed fees and expenses more than one year after the end of the fiscal year in which the fees or expenses were waived/reimbursed.
- Natixis Advisors, LLC (“Natixis Advisors”) has given a binding contractual undertaking to the Fund to reimburse any and all transfer agency expenses for Class N shares. This undertaking is in effect through April 30, 2023 and may be terminated before then only with the consent of the Fund’s Board of Trustees.

Example

This example is intended to help you compare the cost of investing in the Fund with the cost of investing in other mutual funds. The example assumes that you invest \$10,000 in the Fund for the time periods indicated and then redeem all of your shares at the end of those periods (except where indicated). The example also assumes that your investment has a 5% return each year and that the Fund’s operating expenses remain the same, except that the example is based on the Total Annual Fund Operating Expenses After Fee Waiver and/or Expense Reimbursement assuming that such waiver and/or reimbursement will only be in place through the date noted above and on the Total Annual Fund Operating Expenses for the remaining periods. The example for Class C shares for the ten-year period reflects the conversion to Class A shares after eight years. The example does not take into account brokerage commissions and other fees to financial intermediaries that you may pay on your purchases and sales of shares of the Fund. Although your actual costs may be higher or lower, based on these assumptions your costs would be:

If shares are redeemed:	1 year	3 years	5 years	10 years
Class A	\$ 676	\$ 2,368	\$ 3,928	\$ 7,314

Fund Summary

If shares are redeemed:	1 year	3 years	5 years	10 years
Class C	\$ 283	\$ 2,033	\$ 3,725	\$ 7,300
Class N	\$ 77	\$ 817	\$ 1,580	\$ 3,591
Class Y	\$ 82	\$ 1,845	\$ 3,477	\$ 7,045
If shares are not redeemed:	1 year	3 years	5 years	10 years
Class C	\$ 183	\$ 2,033	\$ 3,725	\$ 7,300

Portfolio Turnover

The Fund pays transaction costs, such as commissions, when it buys and sells securities (or “turns over” its portfolio). A higher portfolio turnover rate may indicate higher transaction costs and may result in higher taxes for you if your Fund shares are held in a taxable account. These costs, which are not reflected in annual fund operating expenses or in the example, affect the Fund’s performance. During its most recently ended fiscal year, the Fund’s portfolio turnover rate was 9% of the average value of its portfolio.

Investments, Risks and Performance

Principal Investment Strategies

Under normal circumstances, the Fund invests at least 80% of its assets in equity securities, which may include common stocks, preferred stocks, depositary receipts and real estate investment trusts (“REITs”). Under normal circumstances, the Fund will invest at least 80% of its assets in securities of U.S. issuers incorporated in the U.S. and/or listed on a U.S. stock exchange. The Fund may invest in growth and value companies of any size, including small- and mid-capitalization companies. The Adviser considers companies with a market capitalization under \$2 billion to be small-capitalization companies and companies with a market capitalization between \$2 billion and \$10 billion to be mid-capitalization companies.

In making its investment decisions, the Adviser uses a bottom-up approach focused on individual companies, rather than focusing on specific themes, specific industries or economic factors.

The Adviser applies a thematic approach to investment idea generation, identifying securities of companies that it believes offer solutions to the major transitions that our world is going through. These transitions include (i) demographics, such as an aging population, (ii) environmental issues, such as water scarcity and climate change, (iii) technological advances, such as cloud computing, and (iv) governance changes, such as the growing importance of corporate responsibility.

The Adviser may sell a security due to a deterioration in the company’s fundamental quality, a change in thematic exposure or impact relative to the United Nations’ Sustainable Development Goals, a controversy alert such as one relating to human rights, or if the Adviser believes the security has little potential for price appreciation or there is greater relative value in other securities in the Fund’s investment universe.

Principal Investment Risks

The principal risks of investing in the Fund are summarized below. The Fund does not represent a complete investment program. You may lose money by investing in the Fund.

Fund shares are not bank deposits and are not guaranteed, endorsed or insured by the Federal Deposit Insurance Corporation or any other government agency, and are subject to investment risks, including possible loss of the principal invested.

The significance of any specific risk to an investment in the Fund will vary over time, depending on the composition of the Fund’s portfolio, market conditions, and other factors. You should read all of the risk information presented below carefully, because any one or more of these risks may result in losses to the Fund.

Equity Securities Risk: The value of the Fund’s investments in equity securities could be subject to unpredictable declines in the value of individual securities and periods of below-average performance in individual securities or in the equity market as a whole. Growth stocks are generally more sensitive to market movements than other types of stocks primarily because their stock prices are based heavily on future expectations. If the Adviser’s assessment of the prospects for a company’s growth is wrong, or if the Adviser’s judgment of how other investors will value the company’s growth is wrong, then the price of the company’s stock may fall or not approach the value that the Adviser has placed on it. Value stocks can perform differently from the market as a whole and from other types of stocks. Value stocks also present the risk that their lower valuations fairly reflect their business prospects and that investors will not agree that the stocks represent favorable investment opportunities, and they may fall out of favor with investors and underperform growth stocks during any given period. Securities issued in IPOs tend to involve greater market risk than other equity securities due, in part, to public perception and the lack of publicly available information and trading history. In the event an issuer is liquidated or declares bankruptcy, the claims of owners of the issuer’s bonds generally take precedence over the claims of those who own preferred stock or common stock.

Market/Issuer Risk: The market value of the Fund's investments will move up and down, sometimes rapidly and unpredictably, based upon overall market and economic conditions, as well as a number of reasons that directly relate to the issuers of the Fund's investments, such as management performance, financial condition and demand for the issuers' goods and services.

Management Risk: A strategy used by the Fund's portfolio managers may fail to produce the intended result.

Liquidity Risk: Liquidity risk is the risk that the Fund may be unable to find a buyer for its investments when it seeks to sell them or to receive the price it expects. Decreases in the number of financial institutions willing to make markets in the Fund's investments or in their capacity or willingness to transact may increase the Fund's exposure to this risk. Events that may lead to increased redemptions, such as market disruptions or increases in interest rates, may also negatively impact the liquidity of the Fund's investments when it needs to dispose of them. If the Fund is forced to sell its investments at an unfavorable time and/or under adverse conditions in order to meet redemption requests, such sales could negatively affect the Fund. During times of market turmoil, there may be no buyers or sellers for securities in certain asset classes. Securities acquired in a private placement, such as Rule 144A securities, are generally subject to significant liquidity risk because they are subject to strict restrictions on resale and there may be no liquid secondary market or ready purchaser for such securities. In other circumstances, liquid investments may become illiquid. Liquidity issues may also make it difficult to value the Fund's investments. The Fund may invest in liquid investments that become illiquid due to financial distress, or geopolitical events such as sanctions, trading halts or wars.

ESG Investing Risk: The Fund's ESG investment approach could cause the Fund to perform differently compared to funds that do not have such an approach or compared to the market as a whole. The Fund's application of ESG-related considerations may affect the Fund's exposure to certain issuers, industries, sectors, style factors or other characteristics and may impact the relative performance of the Fund—positively or negatively—depending on the relative performance of such investments. Views on what constitutes "ESG investing", and therefore what investments are appropriate for a fund that has an ESG investment approach, may differ by fund, adviser and investor.

Cybersecurity and Technology Risk: The Fund, its service providers, and other market participants increasingly depend on complex information technology and communications systems, which are subject to a number of different threats and risks that could adversely affect the Fund and its shareholders. Cybersecurity and other operational and technology issues may result in financial losses to the Fund and its shareholders.

Large Investor Risk: Ownership of shares of the Fund may be concentrated in one or a few large investors. Such investors may redeem shares in large quantities or on a frequent basis. Redemptions by a large investor can affect the performance of the Fund, may increase realized capital gains, including short-term capital gains taxable as ordinary income, may accelerate the realization of taxable income to shareholders and may increase transaction costs. These transactions potentially limit the use of any capital loss carryforwards and certain other losses to offset future realized capital gains (if any). Such transactions may also increase the Fund's expenses.

REITs Risk: Investments in the real estate industry, including REITs, are particularly sensitive to economic downturns and are sensitive to factors such as changes in real estate values, property taxes and tax laws, interest rates, cash flow of underlying real estate assets, occupancy rates, government regulations affecting zoning, land use and rents and the management skill and creditworthiness of the issuer. Companies in the real estate industry also may be subject to liabilities under environmental and hazardous waste laws. In addition, the value of a REIT is affected by changes in the value of the properties owned by the REIT or mortgage loans held by the REIT. REITs are also subject to default and prepayment risk. Many REITs are highly leveraged, increasing their risk. The Fund will indirectly bear its proportionate share of expenses, including management fees, paid by each REIT in which it invests in addition to the expenses of the Fund.

Small- and Mid-Capitalization Companies Risk: Compared to large-capitalization companies, small- and mid-capitalization companies are more likely to have limited product lines, markets or financial resources. Stocks of these companies often trade less frequently and in limited volume and their prices may fluctuate more than stocks of large-capitalization companies. As a result, it may be relatively more difficult for the Fund to buy and sell securities of small- and mid-capitalization companies.

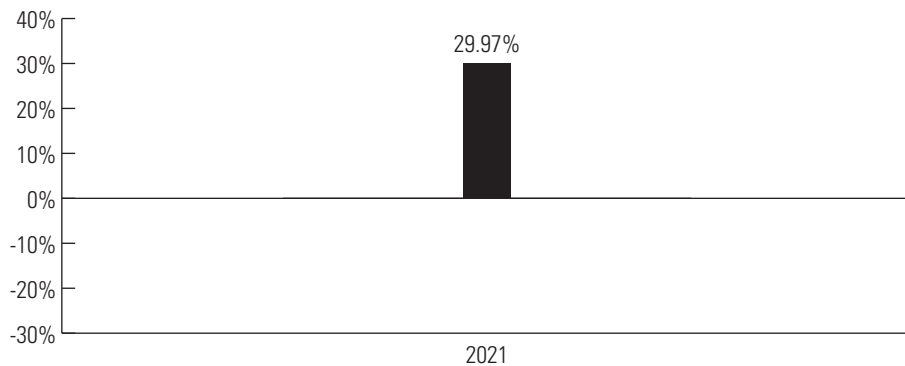
Risk/Return Bar Chart and Table

The bar chart and table shown below provide some indication of the risks of investing in the Fund by showing changes in the Fund's performance from year-to-year and by showing how the Fund's average annual returns for the one-year and life-of-fund periods compare to those of a broad measure of market performance. The Fund's past performance (before and after taxes) does not necessarily indicate how the Fund will perform in the future. Updated performance information is available online at im.natixis.com and/or by calling the Fund toll-free at 800-225-5478.

The chart does not reflect any sales charge that you may be required to pay when you buy or redeem the Fund's shares. A sales charge will reduce your return.

Fund Summary

Total Returns for Class Y Shares



Highest Quarterly Return:

Fourth Quarter 2021, 10.49%

Lowest Quarterly Return:

Third Quarter 2021, 2.91%

Average Annual Total Returns

(for the periods ended December 31, 2021)

	Past 1 Year	Life of Fund (12/15/20)
Class Y - Return Before Taxes	29.97%	31.13%
Return After Taxes on Distributions	27.44%	28.68%
Return After Taxes on Distributions and Sale of Fund Shares	17.92%	22.83%
Class A - Return Before Taxes	22.22%	23.60%
Class C - Return Before Taxes	27.62%	29.82%
Class N - Return Before Taxes	29.99%	31.15%
S&P 500® Index	28.71%	29.25%

After-tax returns are calculated using the historical highest individual federal marginal income tax rates and do not reflect the impact of state and local taxes. Actual after-tax returns depend on an investor's tax situation and may differ from those shown. After-tax returns shown are not relevant to investors who hold their shares through tax-advantaged arrangements, such as 401(k) plans, qualified plans, education savings accounts, such as 529 plans, or individual retirement accounts. The after-tax returns are shown for only one class of the Fund. After-tax returns for the other classes of the Fund will vary. Index performance reflects no deduction for fees, expenses or taxes.

Management

Investment Adviser

Mirova US LLC ("Mirova US")

Portfolio Managers

Amber Fairbanks, CFA®, has served as co-portfolio manager of the Fund since 2020.

Jens Peers, CFA®, has served as co-portfolio manager of the Fund since 2020.

Hua Cheng, CFA®, PhD, has served as co-portfolio manager of the Fund since 2020.

Purchase and Sale of Fund Shares

Class A and C Shares

The following chart shows the investment minimums for various types of accounts:

Type of Account	Minimum Initial Purchase	Minimum Subsequent Purchase
Any account other than those listed below	\$ 2,500	\$ 50
For shareholders participating in Natixis Funds' Investment Builder Program	\$ 1,000	\$ 50
For Traditional IRA, Roth IRA, Rollover IRA, SEP-IRA and Keogh plans using the Natixis Funds' prototype document (direct accounts, not held through intermediary)	\$ 1,000	\$ 50
Coverdell Education Savings Accounts using the Natixis Funds' prototype document (direct accounts, not held through intermediary)	\$ 500	\$ 50

Fund Summary

There is no initial or subsequent investment minimum for:

- **Fee Based Programs** (such as wrap accounts) where an advisory fee is paid to the broker-dealer or other financial intermediary. Please consult your financial representative to determine if your fee based program is subject to additional or different conditions or fees.
- **Certain Retirement Plans.** Please consult your retirement plan administrator to determine if your retirement plan is subject to additional or different conditions or fees imposed by the plan administrator.
- Clients of a **Registered Investment Adviser** where the Registered Investment Adviser receives an advisory, management or consulting fee.

The minimum investment requirements for Class A shares may be waived or lowered for investments effected through certain financial intermediaries that have entered into special arrangements with Natixis Distribution, LLC (the "Distributor"). Consult your financial intermediary for additional information regarding the minimum investment requirement applicable to your investment.

Class N Shares

Class N shares of the Fund are subject to a \$1,000,000 initial investment minimum. This minimum applies to Fee Based Programs and accounts (such as wrap accounts) where an advisory fee is paid to the broker-dealer or other financial intermediary, accounts established via a transfer, or any other transaction in which a new account is established. There is no subsequent investment minimum for these shares. There is no initial investment minimum for:

- **Certain Retirement Plans.** Please consult your retirement plan administrator to determine if your retirement plan is subject to additional or different conditions or fees imposed by the plan administrator.
- **Sub-accounts** held within an omnibus account, where the omnibus account has at least \$1,000,000.
- **Funds of funds** that are distributed by the Distributor.

In its sole discretion, the Distributor may waive the investment minimum requirement for accounts as to which the Distributor reasonably believes will have enough assets to exceed the investment minimum requirement within a relatively short period of time following the establishment date of such accounts in Class N. If, after two years, an account's value does not exceed the investment minimum requirement, the Distributor and the Fund reserve the right to redeem such account.

Class Y Shares

Class Y shares of the Fund are generally subject to a minimum initial investment of \$100,000 and a minimum subsequent investment of \$50, except there is no minimum initial or subsequent investment for:

- **Fee Based Programs** (such as wrap accounts) where an advisory fee is paid to the broker-dealer or other financial intermediary. Please consult your financial representative to determine if your fee based program is subject to additional or different conditions or fees.
- **Certain Retirement Plans.** Please consult your retirement plan administrator to determine if your retirement plan is subject to additional or different conditions or fees imposed by the plan administrator.
- **Certain Individual Retirement Accounts** if the amounts invested represent rollover distributions from investments by any of the retirement plans invested in the Fund.
- Clients of a **Registered Investment Adviser** where the Registered Investment Adviser receives an advisory, management or consulting fee.
- **Fund Trustees**, former Fund trustees, employees of affiliates of the Natixis Funds and other individuals who are affiliated with any Natixis Fund (this also applies to any spouse, parents, children, siblings, grandparents, grandchildren and in-laws of those mentioned) and Natixis affiliate employee benefit plans.

At the discretion of Natixis Advisors, clients of Natixis Advisors and its affiliates may purchase Class Y shares of the Fund below the stated minimums.

Due to operational limitations at your financial intermediary, certain fee based programs, retirement plans, individual retirement accounts and accounts of registered investment advisers may be subject to the investment minimums described above.

The Fund's shares are available for purchase and are redeemable on any business day through your investment dealer, directly from the Fund by writing to the Fund at Natixis Funds, P.O. Box 219579, Kansas City, MO 64121-9579, by exchange, by wire, by internet at im.natixis.com (certain restrictions may apply), through the Automated Clearing House system, or, in the case of redemptions, by telephone at 800-225-5478 or by the Systematic Withdrawal Plan.

Tax Information

Fund distributions are generally taxable to you as ordinary income or capital gains, except for distributions to retirement plans and other investors that qualify for tax-advantaged treatment under U.S. federal income tax law generally. Investments in such tax-advantaged plans will generally be taxed only upon withdrawal of monies from the tax-advantaged arrangement.

Payments to Broker-Dealers and Other Financial Intermediaries

If you purchase shares of the Fund through a broker-dealer or other financial intermediary (such as a bank), the Fund and its related companies may pay the intermediary for the sale of the Fund shares and related services. These payments may create a conflict of interest by influencing the broker-dealer or other intermediary and your salesperson to recommend the Fund over another investment. Ask your salesperson or visit your financial intermediary's website for more information.

Vaughan Nelson Mid Cap Fund

Investment Goal

The Fund seeks long-term capital appreciation.

Fund Fees & Expenses

The following table describes the fees and expenses that you may pay if you buy, hold, and sell shares of the Fund. You may pay other fees, such as brokerage commissions and other fees to financial intermediaries, which are not reflected in this table. You may qualify for sales charge discounts if you and your family invest, or agree to invest in the future, at least \$50,000 in the Natixis Funds Complex. More information about these and other discounts is available from your financial professional and in the section "How Sales Charges Are Calculated" on page 85 of the Prospectus, in Appendix A to the Prospectus and on page 130 in the section "Reduced Sales Charges" of the Statement of Additional Information ("SAI").

Shareholder Fees

(fees paid directly from your investment)

	Class A	Class C	Class N	Class T	Class Y
Maximum sales charge (load) imposed on purchases (as a percentage of offering price)	5.75%	None	None	2.50%	None
Maximum deferred sales charge (load) (as a percentage of original purchase price or redemption proceeds, as applicable)	None ¹	1.00%	None	None	None
Redemption fees	None	None	None	None	None

1 A 1.00% contingent deferred sales charge ("CDSC") may apply to certain purchases of Class A shares of \$1,000,000 or more that are redeemed within eighteen months of the date of purchase.

Annual Fund Operating Expenses

(expenses that you pay each year as a percentage of the value of your investment)

	Class A	Class C	Class N	Class T	Class Y
Management fees ¹	0.75%	0.75%	0.75%	0.75%	0.75%
Distribution and/or service (12b-1) fees	0.25%	1.00%	0.00%	0.25%	0.00%
Other expenses	0.21%	0.21%	0.12%	0.21% ²	0.21%
Total annual fund operating expenses	1.21%	1.96%	0.87%	1.21%	0.96%
Fee waiver and/or expense reimbursement ^{3,4}	0.06%	0.06%	0.02%	0.06%	0.06%
Total annual fund operating expenses after fee waiver and/or expense reimbursement	1.15%	1.90%	0.85%	1.15%	0.90%

1 The Fund's operating expenses have been restated to reflect a reduction in management fees, effective as of July 1, 2021, as if such reduction had been in effect during the fiscal year ended December 31, 2021. The information has been restated to better reflect anticipated expenses of the Fund.

2 Other expenses for Class T shares are estimated for the current fiscal year.

3 The Fund's investment adviser has given a binding contractual undertaking to the Fund to limit the amount of the Fund's total annual fund operating expenses to 1.15%, 1.90%, 0.85%, 1.15% and 0.90% of the Fund's average daily net assets for Class A, Class C, Class N, Class T and Class Y shares, respectively, exclusive of brokerage expenses, interest expense, taxes, acquired fund fees and expenses, organizational and extraordinary expenses, such as litigation and indemnification expenses. This undertaking is in effect through April 30, 2023 and may be terminated before then only with the consent of the Fund's Board of Trustees. The Adviser will be permitted to recover management fees waived and/or expenses reimbursed to the extent that expenses in later periods fall below both (1) the class' applicable expense limitation at the time such amounts were waived/reimbursed and (2) the class' current applicable expense limitation. The Fund will not be obligated to repay any such waived/reimbursed fees and expenses more than one year after the end of the fiscal year in which the fees or expenses were waived/reimbursed.

4 Natixis Advisors, LLC ("Natixis Advisors") has given a binding contractual undertaking to the Fund to reimburse any and all transfer agency expenses for Class N shares. This undertaking is in effect through April 30, 2023 and may be terminated before then only with the consent of the Fund's Board of Trustees.

Example

This example is intended to help you compare the cost of investing in the Fund with the cost of investing in other mutual funds. The example assumes that you invest \$10,000 in the Fund for the time periods indicated and then redeem all of your shares at the end of those periods (except where indicated). The example also assumes that your investment has a 5% return each year and that the Fund's operating expenses remain the same, except that the example is based on the Total Annual Fund Operating Expenses After Fee Waiver and/or Expense Reimbursement assuming that such waiver and/or reimbursement will only be in place through the date noted above and on the Total Annual Fund Operating Expenses for the remaining periods. The example for Class C shares for the ten-year period reflects the conversion to Class A shares after eight years. The example does not take into account brokerage commissions and other fees to financial intermediaries that you may pay on your purchases and sales of shares of the Fund. Although your actual costs may be higher or lower, based on these assumptions your costs would be:

Fund Summary

If shares are redeemed:	1 year	3 years	5 years	10 years
Class A	\$ 685	\$ 931	\$ 1,196	\$ 1,952
Class C	\$ 293	\$ 609	\$ 1,052	\$ 2,086
Class N	\$ 87	\$ 276	\$ 480	\$ 1,071
Class T	\$ 364	\$ 619	\$ 893	\$ 1,674
Class Y	\$ 92	\$ 300	\$ 525	\$ 1,173
If shares are not redeemed:	1 year	3 years	5 years	10 years
Class C	\$ 193	\$ 609	\$ 1,052	\$ 2,086

Portfolio Turnover

The Fund pays transaction costs, such as commissions, when it buys and sells securities (or “turns over” its portfolio). A higher portfolio turnover rate may indicate higher transaction costs and may result in higher taxes for you if your Fund shares are held in a taxable account. These costs, which are not reflected in annual fund operating expenses or in the example, affect the Fund’s performance. During its most recently ended fiscal year end, the Fund’s portfolio turnover rate was 71% of the average value of its portfolio.

Investments, Risks and Performance

Principal Investment Strategies

Under normal market conditions, the Fund will invest at least 80% of its net assets (plus any borrowings made for investment purposes) in companies that, at the time of purchase, have market capitalizations within the capitalization range of the Russell Midcap® Value Index, an unmanaged index that measures the performance of companies with lower price-to-book ratios and lower forecasted growth values within the broader Russell Midcap® Index. While the market capitalization range for the Russell Midcap® Value Index fluctuates, at December 31, 2021, it was \$435 million to \$73.6 billion. However, the Fund may invest in companies with smaller or larger capitalizations. Equity securities may take the form of stock in corporations, limited partnership interests, interests in limited liability companies, real estate investment trusts (“REITs”) or other trusts and similar securities representing direct or indirect ownership interests in business organizations.

Vaughan Nelson Investment Management, L.P. (“Vaughan Nelson”) invests in medium-capitalization companies with a focus on those companies meeting Vaughan Nelson’s return expectations. Vaughan Nelson uses a bottom-up value oriented investment process in constructing the Fund’s portfolio. Vaughan Nelson seeks companies with the following characteristics, although not all of the companies selected will have these attributes:

- Companies earning a positive return on capital with stable-to-improving returns.
- Companies valued at a discount to their asset value.
- Companies with an attractive and sustainable dividend level.

In selecting investments for the Fund, Vaughan Nelson generally employs the following strategies:

- Vaughan Nelson employs a value-driven investment philosophy that selects stocks selling at a relatively low value based on business fundamentals, economic margin analysis and discounted cash flow models. Vaughan Nelson selects companies that it believes are out of favor or misunderstood.
- Vaughan Nelson uses fundamental analysis to construct a portfolio that, in the opinion of Vaughan Nelson, is made up of quality companies with the potential to provide significant increases in share price over a three year period.
- Vaughan Nelson will generally sell a security when it reaches Vaughan Nelson’s price target or when the issuer shows a change in financial condition, competitive pressures, poor management decisions or internal or external forces reducing future expected returns from those expected at the time of investment.

The Fund may also:

- Invest in foreign securities, including emerging markets securities.
- Invest in other investment companies, to the extent permitted by the Investment Company Act of 1940.
- Invest in REITs.
- Invest in securities offered in initial public offerings (“IPOs”) and securities issued pursuant to Rule 144A under the Securities Act of 1933 (“Rule 144A securities”).

Principal Investment Risks

The principal risks of investing in the Fund are summarized below. The Fund does not represent a complete investment program. You may lose money by investing in the Fund.

Fund shares are not bank deposits and are not guaranteed, endorsed or insured by the Federal Deposit Insurance Corporation or any other government agency, and are subject to investment risks, including possible loss of the principal invested.

Fund Summary

The significance of any specific risk to an investment in the Fund will vary over time, depending on the composition of the Fund's portfolio, market conditions, and other factors. You should read all of the risk information presented below carefully, because any one or more of these risks may result in losses to the Fund.

Equity Securities Risk: The value of the Fund's investments in equity securities could be subject to unpredictable declines in the value of individual securities and periods of below-average performance in individual securities or in the equity market as a whole. Value stocks can perform differently from the market as a whole and from other types of stocks. Value stocks also present the risk that their lower valuations fairly reflect their business prospects and that investors will not agree that the stocks represent favorable investment opportunities, and they may fall out of favor with investors and underperform growth stocks during any given period. Securities issued in IPOs tend to involve greater market risk than other equity securities due, in part, to public perception and the lack of publicly available information and trading history. In the event an issuer is liquidated or declares bankruptcy, the claims of owners of the issuer's bonds generally take precedence over the claims of those who own preferred stock or common stock. Securities of real estate-related companies and REITs in which the Fund may invest may be considered equity securities, thus subjecting the Fund to the risks of investing in equity securities generally.

Small- and Mid-Capitalization Companies Risk: Compared to large-capitalization companies, small- and mid-capitalization companies are more likely to have limited product lines, markets or financial resources. Stocks of these companies often trade less frequently and in limited volume and their prices may fluctuate more than stocks of large-capitalization companies. As a result, it may be relatively more difficult for the Fund to buy and sell securities of small- and mid-capitalization companies.

Market/Issuer Risk: The market value of the Fund's investments will move up and down, sometimes rapidly and unpredictably, based upon overall market and economic conditions, as well as a number of reasons that directly relate to the issuers of the Fund's investments, such as management performance, financial condition and demand for the issuers' goods and services.

Management Risk: A strategy used by the Fund's portfolio managers may fail to produce the intended result.

REITs Risk: Investments in the real estate industry, including REITs, are particularly sensitive to economic downturns and are sensitive to factors such as changes in real estate values, property taxes and tax laws, interest rates, cash flow of underlying real estate assets, occupancy rates, government regulations affecting zoning, land use and rents and the management skill and creditworthiness of the issuer. Companies in the real estate industry also may be subject to liabilities under environmental and hazardous waste laws. In addition, the value of a REIT is affected by changes in the value of the properties owned by the REIT or mortgage loans held by the REIT. REITs are also subject to default and prepayment risk. Many REITs are highly leveraged, increasing their risk. The Fund will indirectly bear its proportionate share of expenses, including management fees, paid by each REIT in which it invests in addition to the expenses of the Fund.

Cybersecurity and Technology Risk: The Fund, its service providers, and other market participants increasingly depend on complex information technology and communications systems, which are subject to a number of different threats and risks that could adversely affect the Fund and its shareholders. Cybersecurity and other operational and technology issues may result in financial losses to the Fund and its shareholders.

Emerging Markets Risk: In addition to the risks of investing in foreign investments generally, emerging markets investments are subject to greater risks arising from political or economic instability, war, nationalization or confiscatory taxation, currency exchange or repatriation restrictions, sanctions by other countries (such as the United States or the European Union) and an issuer's unwillingness or inability to make dividend, principal or interest payments on its securities. Emerging markets companies may be smaller and have shorter operating histories than companies in developed markets.

Foreign Securities Risk: Investments in foreign securities may be subject to greater political, economic, environmental, credit/counterparty and information risks. The Fund's investments in foreign securities also are subject to foreign currency fluctuations and other foreign currency-related risks. Foreign securities may be subject to higher volatility than U.S. securities, varying degrees of regulation and limited liquidity.

Investments in Other Investment Companies Risk: The Fund will indirectly bear the management, service and other fees of any other investment companies, including ETFs, in which it invests in addition to its own expenses.

Large Investor Risk: Ownership of shares of the Fund may be concentrated in one or a few large investors. Such investors may redeem shares in large quantities or on a frequent basis. Redemptions by a large investor can affect the performance of the Fund, may increase realized capital gains, including short-term capital gains taxable as ordinary income, may accelerate the realization of taxable income to shareholders and may increase transaction costs. These transactions potentially limit the use of any capital loss carryforwards and certain other losses to offset future realized capital gains (if any). Such transactions may also increase the Fund's expenses.

Liquidity Risk: Liquidity risk is the risk that the Fund may be unable to find a buyer for its investments when it seeks to sell them or to receive the price it expects. Decreases in the number of financial institutions willing to make markets in the Fund's investments or in their capacity or willingness to transact may increase the Fund's exposure to this risk. Events that may lead to increased redemptions, such as market disruptions or increases in interest rates, may also negatively impact the liquidity of the Fund's investments when it needs to dispose of them. If the Fund is forced to sell its investments at an unfavorable time and/or under adverse conditions in order to meet redemption requests, such sales could negatively affect the Fund. During times of market turmoil, there may be no buyers or sellers for securities in certain asset classes. Securities acquired in a private placement, such as Rule 144A securities, are generally subject to significant liquidity risk because they are subject to strict restrictions on resale and there may be no liquid secondary market or ready purchaser for such securities. In other circumstances, liquid investments may become illiquid. Liquidity issues may also make it difficult to value the Fund's investments. The Fund may invest in liquid investments that become illiquid due to financial distress, or geopolitical events such as sanctions, trading halts or wars.

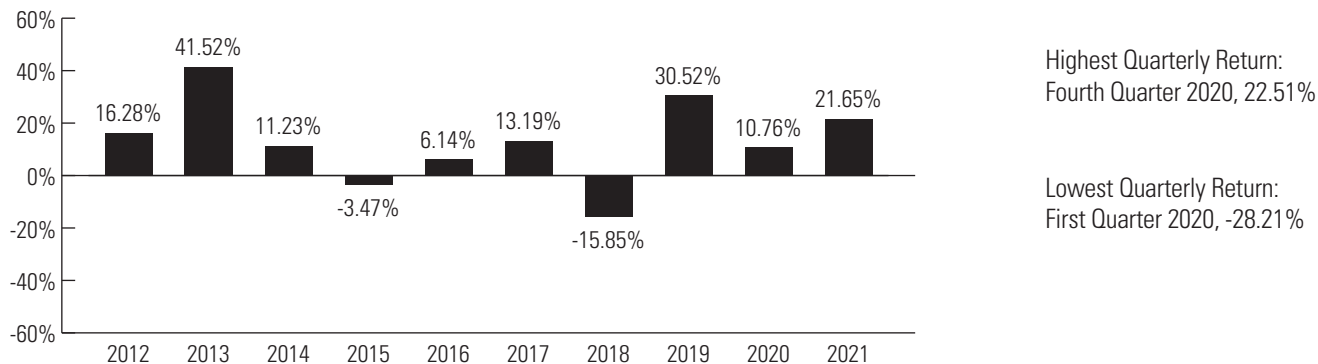
Fund Summary

Risk/Return Bar Chart and Table

The bar chart and table shown below provide some indication of the risks of investing in the Fund by showing changes in the Fund's performance from year-to-year and by showing how the Fund's average annual returns for the one-year, five-year, ten-year, and life-of-class periods (as applicable) compare to those of a broad measure of market performance. Performance for Class C shares includes the automatic conversion to Class A shares after eight years. The Fund's past performance (before and after taxes) does not necessarily indicate how the Fund will perform in the future. Updated performance information is available online at im.natixis.com and/or by calling the Fund toll-free at 800-225-5478.

The chart does not reflect any sales charge that you may be required to pay when you buy or redeem the Fund's shares. A sales charge will reduce your return.

Total Returns for Class Y Shares



Average Annual Total Returns

(for the periods ended December 31, 2021)

	Past 1 Year	Past 5 Years	Past 10 Years	Life of Class N (5/1/13)
Class Y - Return Before Taxes	21.65%	10.87%	12.13%	-
Return After Taxes on Distributions	17.14%	8.73%	10.45%	-
Return After Taxes on Distributions and Sale of Fund Shares	15.28%	8.22%	9.68%	-
Class A - Return Before Taxes	14.34%	9.28%	11.18%	-
Class C - Return Before Taxes	19.44%	9.76%	11.18%	-
Class N - Return Before Taxes	21.70%	10.96%	-	10.60%
Class T - Return Before Taxes	18.28%	10.02%	11.56%	-
Russell MidCap® Value Index	28.34%	11.22%	13.44%	11.66%

The Fund did not have Class T shares outstanding during the periods shown above. The returns of Class T shares would have been substantially similar to the returns of the Fund's other share classes because they would have been invested in the same portfolio of securities and would only differ to the extent the other share classes did not have the same expenses. Performance of Class T shares shown above is that of Class A shares, which have the same expenses as Class T shares, restated to reflect the different sales load applicable to Class T shares.

After-tax returns are calculated using the historical highest individual federal marginal income tax rates and do not reflect the impact of state and local taxes. Actual after-tax returns depend on an investor's tax situation and may differ from those shown. After-tax returns shown are not relevant to investors who hold their shares through tax-advantaged arrangements, such as 401(k) plans, qualified plans, education savings accounts, such as 529 plans, or individual retirement accounts. The after-tax returns are shown for only one class of the Fund. After-tax returns for the other classes of the Fund will vary. Index performance reflects no deduction for fees, expenses or taxes.

Management

Investment Adviser

Natixis Advisors, LLC ("Natixis Advisors")

Subadviser

Vaughan Nelson Investment Management, L.P. ("Vaughan Nelson")

Fund Summary

Portfolio Managers

Dennis G. Alff, CFA®, Senior Portfolio Manager of Vaughan Nelson, has served as co-manager of the Fund since 2008.

Chad D. Fargason, Senior Portfolio Manager of Vaughan Nelson, has served as co-manager of the Fund since 2013.

Chris D. Wallis, CFA®, Chief Executive Officer and Senior Portfolio Manager of Vaughan Nelson, has served as co-manager of the Fund since 2008.

Purchase and Sale of Fund Shares

Class A and C Shares

The following chart shows the investment minimums for various types of accounts:

Type of Account	Minimum Initial Purchase	Minimum Subsequent Purchase
Any account other than those listed below	\$ 2,500	\$ 50
For shareholders participating in Natixis Funds' Investment Builder Program	\$ 1,000	\$ 50
For Traditional IRA, Roth IRA, Rollover IRA, SEP-IRA and Keogh plans using the Natixis Funds' prototype document (direct accounts, not held through intermediary)	\$ 1,000	\$ 50
Coverdell Education Savings Accounts using the Natixis Funds' prototype document (direct accounts, not held through intermediary)	\$ 500	\$ 50

There is no initial or subsequent investment minimum for:

- **Fee Based Programs** (such as wrap accounts) where an advisory fee is paid to the broker-dealer or other financial intermediary. Please consult your financial representative to determine if your fee based program is subject to additional or different conditions or fees.
- **Certain Retirement Plans.** Please consult your retirement plan administrator to determine if your retirement plan is subject to additional or different conditions or fees imposed by the plan administrator.
- Clients of a **Registered Investment Adviser** where the Registered Investment Adviser receives an advisory, management or consulting fee.

The minimum investment requirements for Class A shares may be waived or lowered for investments effected through certain financial intermediaries that have entered into special arrangements with Natixis Distribution, LLC (the "Distributor"). Consult your financial intermediary for additional information regarding the minimum investment requirement applicable to your investment.

Class N Shares

Class N shares of the Fund are subject to a \$1,000,000 initial investment minimum. This minimum applies to Fee Based Programs and accounts (such as wrap accounts) where an advisory fee is paid to the broker-dealer or other financial intermediary, accounts established via a transfer, or any other transaction in which a new account is established. There is no subsequent investment minimum for these shares. There is no initial investment minimum for:

- **Certain Retirement Plans.** Please consult your retirement plan administrator to determine if your retirement plan is subject to additional or different conditions or fees imposed by the plan administrator.
- **Sub-accounts** held within an omnibus account, where the omnibus account has at least \$1,000,000.
- **Funds of funds** that are distributed by the Distributor.

In its sole discretion, the Distributor may waive the investment minimum requirement for accounts as to which the Distributor reasonably believes will have enough assets to exceed the investment minimum requirement within a relatively short period of time following the establishment date of such accounts in Class N. If, after two years, an account's value does not exceed the investment minimum requirement, the Distributor and the Fund reserve the right to redeem such account.

Class T Shares

Class T shares of the Fund are not currently available for purchase.

Class T shares of the Fund may only be purchased by investors who are investing through an authorized third party, such as a broker-dealer or other financial intermediary, that has entered into a selling agreement with the Distributor. Investors may not hold Class T shares directly with the Fund. Class T shares are subject to a minimum initial investment of \$2,500 and a minimum subsequent investment of \$50. Not all financial intermediaries make Class T shares available to their clients.

Class Y Shares

Class Y shares of the Fund are generally subject to a minimum initial investment of \$100,000 and a minimum subsequent investment of \$50, except there is no minimum initial or subsequent investment for:

- **Fee Based Programs** (such as wrap accounts) where an advisory fee is paid to the broker-dealer or other financial intermediary. Please consult your financial representative to determine if your fee based program is subject to additional or different conditions or fees.

Fund Summary

- **Certain Retirement Plans.** Please consult your retirement plan administrator to determine if your retirement plan is subject to additional or different conditions or fees imposed by the plan administrator.
- **Certain Individual Retirement Accounts** if the amounts invested represent rollover distributions from investments by any of the retirement plans invested in the Fund.
- Clients of a **Registered Investment Adviser** where the Registered Investment Adviser receives an advisory, management or consulting fee.
- **Fund Trustees**, former Fund trustees, employees of affiliates of the Natixis Funds and other individuals who are affiliated with any Natixis Fund (this also applies to any spouse, parents, children, siblings, grandparents, grandchildren and in-laws of those mentioned) and Natixis affiliate employee benefit plans.

At the discretion of Natixis Advisors, clients of Natixis Advisors and its affiliates may purchase Class Y shares of the Fund below the stated minimums.

Due to operational limitations at your financial intermediary, certain fee based programs, retirement plans, individual retirement accounts and accounts of registered investment advisers may be subject to the investment minimums described above.

The Fund's shares are available for purchase and are redeemable on any business day through your investment dealer, directly from the Fund by writing to the Fund at Natixis Funds, P.O. Box 219579, Kansas City, MO 64121-9579, by exchange, by wire, by internet at im.natixis.com (certain restrictions may apply), through the Automated Clearing House system, or, in the case of redemptions, by telephone at 800-225-5478 or by the Systematic Withdrawal Plan.

Tax Information

Fund distributions are generally taxable to you as ordinary income or capital gains, except for distributions to retirement plans and other investors that qualify for tax-advantaged treatment under U.S. federal income tax law generally. Investments in such tax-advantaged plans will generally be taxed only upon withdrawal of monies from the tax-advantaged arrangement.

Payments to Broker-Dealers and Other Financial Intermediaries

If you purchase shares of the Fund through a broker-dealer or other financial intermediary (such as a bank), the Fund and its related companies may pay the intermediary for the sale of the Fund shares and related services. These payments may create a conflict of interest by influencing the broker-dealer or other intermediary and your salesperson to recommend the Fund over another investment. Ask your salesperson or visit your financial intermediary's website for more information.

Vaughan Nelson Small Cap Value Fund

Investment Goal

The Fund seeks capital appreciation.

Fund Fees & Expenses

The following table describes the fees and expenses that you may pay if you buy, hold, and sell shares of the Fund. You may pay other fees, such as brokerage commissions and other fees to financial intermediaries, which are not reflected in this table. You may qualify for sales charge discounts if you and your family invest, or agree to invest in the future, at least \$50,000 in the Natixis Funds Complex. More information about these and other discounts is available from your financial professional and in the section "How Sales Charges Are Calculated" on page 85 of the Prospectus, in Appendix A to the Prospectus and on page 130 in the section "Reduced Sales Charges" of the Statement of Additional Information ("SAI").

Shareholder Fees

(fees paid directly from your investment)

	Class A	Class C	Class N	Class T	Class Y
Maximum sales charge (load) imposed on purchases (as a percentage of offering price)	5.75%	None	None	2.50%	None
Maximum deferred sales charge (load) (as a percentage of original purchase price or redemption proceeds, as applicable)	None*	1.00%	None	None	None
Redemption fees	None	None	None	None	None

* A 1.00% contingent deferred sales charge ("CDSC") may apply to certain purchases of Class A shares of \$1,000,000 or more that are redeemed within eighteen months of the date of purchase.

Annual Fund Operating Expenses

(expenses that you pay each year as a percentage of the value of your investment)

	Class A	Class C	Class N	Class T	Class Y
Management fees ¹	0.85%	0.85%	0.85%	0.85%	0.85%
Distribution and/or service (12b-1) fees	0.25%	1.00%	0.00%	0.25%	0.00%
Other expenses	0.31%	0.32%	0.32%	0.31% ²	0.31%
Total annual fund operating expenses	1.41%	2.17%	1.17%	1.41%	1.16%
Fee waiver and/or expense reimbursement ^{3,4}	0.16%	0.17%	0.22%	0.16%	0.16%
Total annual fund operating expenses after fee waiver and/or expense reimbursement	1.25%	2.00%	0.95%	1.25%	1.00%

1 The Fund's operating expenses have been restated to reflect a reduction in management fees, effective as of July 1, 2021, as if such reduction had been in effect during the fiscal year ended December 31, 2021. The information has been restated to better reflect anticipated expenses of the Fund.

2 Other expenses for Class T shares are estimated for the current fiscal year.

3 The Fund's investment adviser has given a binding contractual undertaking to the Fund to limit the amount of the Fund's total annual fund operating expenses to 1.25%, 2.00%, 0.95%, 1.25% and 1.00% of the Fund's average daily net assets for Class A, Class C, Class N, Class T and Class Y shares, respectively, exclusive of brokerage expenses, interest expense, taxes, acquired fund fees and expenses, organizational and extraordinary expenses, such as litigation and indemnification expenses. This undertaking is in effect through April 30, 2023 and may be terminated before then only with the consent of the Fund's Board of Trustees. The Adviser will be permitted to recover management fees waived and/or expenses reimbursed to the extent that expenses in later periods fall below both (1) the class' applicable expense limitation at the time such amounts were waived/reimbursed and (2) the class' current applicable expense limitation. The Fund will not be obligated to repay any such waived/reimbursed fees and expenses more than one year after the end of the fiscal year in which the fees or expenses were waived/reimbursed.

4 Natixis Advisors, LLC ("Natixis Advisors") has given a binding contractual undertaking to the Fund to reimburse any and all transfer agency expenses for Class N shares. This undertaking is in effect through April 30, 2023 and may be terminated before then only with the consent of the Fund's Board of Trustees.

Example

This example is intended to help you compare the cost of investing in the Fund with the cost of investing in other mutual funds. The example assumes that you invest \$10,000 in the Fund for the time periods indicated and then redeem all of your shares at the end of those periods (except where indicated). The example also assumes that your investment has a 5% return each year and that the Fund's operating expenses remain the same, except that the example is based on the Total Annual Fund Operating Expenses After Fee Waiver and/or Expense Reimbursement assuming that such waiver and/or reimbursement will only be in place through the date noted above and on the Total Annual Fund Operating Expenses for the remaining periods. The example for Class C shares for the ten-year period reflects the conversion to Class A shares after eight years. The example does not take into account brokerage commissions and other fees to financial intermediaries that you may pay on your purchases and sales of shares of the Fund. Although your actual costs may be higher or lower, based on these assumptions your costs would be:

Fund Summary

If shares are redeemed:	1 year	3 years	5 years	10 years
Class A	\$ 695	\$ 981	\$ 1,287	\$ 2,156
Class C	\$ 303	\$ 663	\$ 1,149	\$ 2,297
Class N	\$ 97	\$ 350	\$ 622	\$ 1,401
Class T	\$ 374	\$ 670	\$ 987	\$ 1,885
Class Y	\$ 102	\$ 353	\$ 623	\$ 1,395
If shares are not redeemed:	1 year	3 years	5 years	10 years
Class C	\$ 203	\$ 663	\$ 1,149	\$ 2,297

Portfolio Turnover

The Fund pays transaction costs, such as commissions, when it buys and sells securities (or “turns over” its portfolio). A higher portfolio turnover rate may indicate higher transaction costs and may result in higher taxes for you if your Fund shares are held in a taxable account. These costs, which are not reflected in annual fund operating expenses or in the example, affect the Fund’s performance. During its most recently ended fiscal year end, the Fund’s portfolio turnover rate was 92% of the average value of its portfolio.

Investments, Risks and Performance

Principal Investment Strategies

The Fund normally will invest at least 80% of its net assets (plus any borrowings made for investment purposes) in the equity securities, including common stocks and preferred stocks, of “small-capitalization companies.” Equity securities may take the form of stock in corporations, limited partnership interests, interests in limited liability companies, real estate investment trusts (“REITs”) or other trusts and other similar securities representing direct or indirect ownership interests in business organizations. Currently, the Fund defines a small-capitalization company to be one whose market capitalization, at the time of purchase, either falls within the capitalization range of the Russell 2000[®] Value Index or is \$3.5 billion or less. While the market capitalization range for the Russell 2000[®] Value Index fluctuates, at December 31, 2021, it was \$33.8 million to \$13.98 billion. The Fund may, however, invest in companies with large-capitalizations.

Vaughan Nelson Investment Management, L.P. (“Vaughan Nelson”) invests in small-capitalization companies with a focus on those companies meeting Vaughan Nelson’s return expectations. Vaughan Nelson uses a bottom-up value oriented investment process in constructing the Fund’s portfolio. Vaughan Nelson seeks companies with the following characteristics, although not all of the companies selected will have these attributes:

- Companies earning a positive return on capital with stable-to-improving returns.
- Companies valued at a discount to their asset value.
- Companies with an attractive and sustainable dividend level.

In selecting investments for the Fund, Vaughan Nelson generally employs the following strategies:

- Value-driven investment philosophy that selects stocks selling at a relatively low value based on discounted cash flow models. Vaughan Nelson selects companies that it believes are out of favor or misunderstood.
- Vaughan Nelson starts with an investment universe of 5,000 securities. Vaughan Nelson then uses value-driven screens to create a research universe of companies with market capitalizations of at least \$100 million.
- Vaughan Nelson uses fundamental analysis to construct a portfolio of 60 to 80 securities that, in the opinion of Vaughan Nelson, is made up of quality companies with the potential to provide significant increases in share price over a three year period.
- Vaughan Nelson will generally sell a security when it reaches Vaughan Nelson’s price target or when the issuer shows a change in financial condition, competitive pressures, poor management decisions or internal or external forces reducing future expected returns from those expected at the time of investment.

The Fund may also:

- Invest in convertible preferred stock and convertible debt securities.
- Invest in foreign securities, including emerging market securities.
- Invest in REITs.
- Invest in securities offered in initial public offerings (“IPOs”).

Principal Investment Risks

The principal risks of investing in the Fund are summarized below. The Fund does not represent a complete investment program. You may lose money by investing in the Fund.

Fund Summary

Fund shares are not bank deposits and are not guaranteed, endorsed or insured by the Federal Deposit Insurance Corporation or any other government agency, and are subject to investment risks, including possible loss of the principal invested.

The significance of any specific risk to an investment in the Fund will vary over time, depending on the composition of the Fund's portfolio, market conditions, and other factors. You should read all of the risk information presented below carefully, because any one or more of these risks may result in losses to the Fund.

Equity Securities Risk: The value of the Fund's investments in equity securities could be subject to unpredictable declines in the value of individual securities and periods of below-average performance in individual securities or in the equity market as a whole. Value stocks can perform differently from the market as a whole and from other types of stocks. Value stocks also present the risk that their lower valuations fairly reflect their business prospects and that investors will not agree that the stocks represent favorable investment opportunities, and they may fall out of favor with investors and underperform growth stocks during any given period. Securities issued in IPOs tend to involve greater market risk than other equity securities due, in part, to public perception and the lack of publicly available information and trading history. In the event an issuer is liquidated or declares bankruptcy, the claims of owners of the issuer's bonds generally take precedence over the claims of those who own preferred stock or common stock.

Small-Capitalization Companies Risk: Small-capitalization companies are more likely than larger companies to have limited product lines, markets or financial resources, or to depend on a small, inexperienced management group. Stocks of these companies often trade less frequently and in limited volume and their prices may fluctuate more than stocks of larger companies. Stocks of small-capitalization companies may therefore be more vulnerable to adverse developments than those of larger companies.

Market/Issuer Risk: The market value of the Fund's investments will move up and down, sometimes rapidly and unpredictably, based upon overall market and economic conditions, as well as a number of reasons that directly relate to the issuers of the Fund's investments, such as management performance, financial condition and demand for the issuers' goods and services.

Management Risk: A strategy used by the Fund's portfolio managers may fail to produce the intended result.

Liquidity Risk: Liquidity risk is the risk that the Fund may be unable to find a buyer for its investments when it seeks to sell them or to receive the price it expects. Decreases in the number of financial institutions willing to make markets in the Fund's investments or in their capacity or willingness to transact may increase the Fund's exposure to this risk. Events that may lead to increased redemptions, such as market disruptions or increases in interest rates, may also negatively impact the liquidity of the Fund's investments when it needs to dispose of them. If the Fund is forced to sell its investments at an unfavorable time and/or under adverse conditions in order to meet redemption requests, such sales could negatively affect the Fund. During times of market turmoil, there may be no buyers or sellers for securities in certain asset classes. In other circumstances, liquid investments may become illiquid. Liquidity issues may also make it difficult to value the Fund's investments. The Fund may invest in liquid investments that become illiquid due to financial distress, or geopolitical events such as sanctions, trading halts or wars.

Convertible Securities Risk: Convertible securities have investment characteristics of both equity and debt securities. Investments in convertible securities are subject to the usual risks associated with debt instruments, such as interest rate risk and credit risk. Convertible securities also react to changes in the value of the common stock into which they convert, and are thus subject to many of the same risks as investing in common stock. The Fund may also be forced to convert a convertible security at an inopportune time, which may decrease the Fund's return.

Cybersecurity and Technology Risk: The Fund, its service providers, and other market participants increasingly depend on complex information technology and communications systems, which are subject to a number of different threats and risks that could adversely affect the Fund and its shareholders. Cybersecurity and other operational and technology issues may result in financial losses to the Fund and its shareholders.

Emerging Markets Risk: In addition to the risks of investing in foreign investments generally, emerging markets investments are subject to greater risks arising from political or economic instability, war, nationalization or confiscatory taxation, currency exchange or repatriation restrictions, sanctions by other countries (such as the United States or the European Union) and an issuer's unwillingness or inability to make dividend, principal or interest payments on its securities. Emerging markets companies may be smaller and have shorter operating histories than companies in developed markets.

Foreign Securities Risk: Investments in foreign securities may be subject to greater political, economic, environmental, credit/counterparty and information risks. The Fund's investments in foreign securities also are subject to foreign currency fluctuations and other foreign currency-related risks. Foreign securities may be subject to higher volatility than U.S. securities, varying degrees of regulation and limited liquidity.

REITs Risk: Investments in the real estate industry, including REITs, are particularly sensitive to economic downturns and are sensitive to factors such as changes in real estate values, property taxes and tax laws, interest rates, cash flow of underlying real estate assets, occupancy rates, government regulations affecting zoning, land use and rents and the management skill and creditworthiness of the issuer. Companies in the real estate industry also may be subject to liabilities under environmental and hazardous waste laws. In addition, the value of a REIT is affected by changes in the value of the properties owned by the REIT or mortgage loans held by the REIT. REITs are also subject to default and prepayment risk. Many REITs are highly leveraged, increasing their risk. The Fund will indirectly bear its proportionate share of expenses, including management fees, paid by each REIT in which it invests in addition to the expenses of the Fund.

Risk/Return Bar Chart and Table

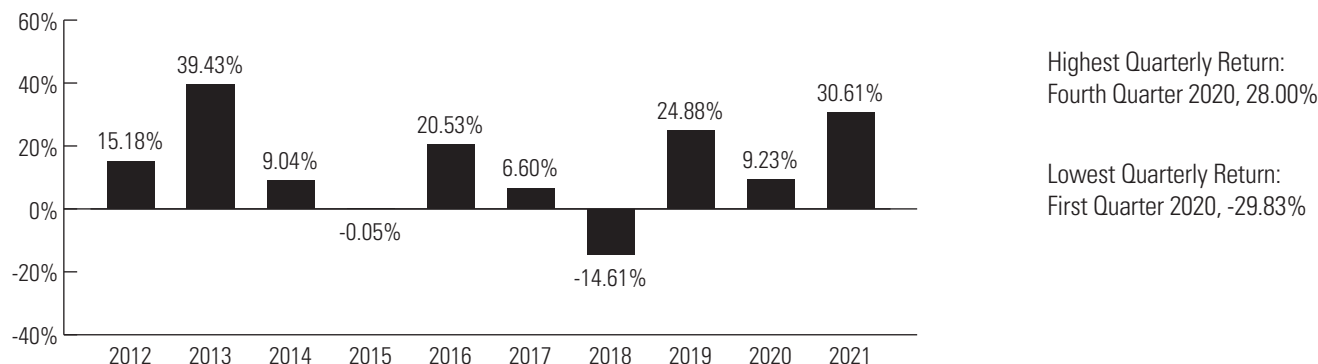
The bar chart and table shown below provide some indication of the risks of investing in the Fund by showing changes in the Fund's performance from year-to-year and by showing how the Fund's average annual returns for the one-year, five-year, ten-year and life-of-class periods (as applicable) compare to those

Fund Summary

of a broad measure of market performance. Performance for Class C shares includes the automatic conversion to Class A shares after eight years. The Fund's past performance (before and after taxes) does not necessarily indicate how the Fund will perform in the future. Updated performance information is available online at im.natixis.com and/or by calling the Fund toll-free at 800-225-5478.

The chart does not reflect any sales charge that you may be required to pay when you buy or redeem the Fund's shares. A sales charge will reduce your return.

Total Returns for Class Y Shares



Average Annual Total Returns

(for the periods ended December 31, 2021)

	Past 1 Year	Past 5 Years	Past 10 Years	Life of Class N (5/1/17)
Class Y - Return Before Taxes	30.61%	10.15%	13.09%	-
Return After Taxes on Distributions	22.63%	6.88%	9.76%	-
Return After Taxes on Distributions and Sale of Fund Shares	19.17%	6.91%	9.64%	-
Class A - Return Before Taxes	22.74%	8.56%	12.13%	-
Class C - Return Before Taxes	28.62%	9.05%	12.12%	-
Class N - Return Before Taxes	30.64%	-	-	11.13%
Class T - Return Before Taxes	26.97%	9.30%	12.52%	-
Russell 2000® Value Index	28.27%	9.07%	12.03%	9.54%

The Fund did not have Class T shares outstanding during the periods shown above. The returns of Class T shares would have been substantially similar to the returns of the Fund's other share classes because they would have been invested in the same portfolio of securities and would only differ to the extent the other share classes did not have the same expenses. Performance of Class T shares shown above is that of Class A shares, which have the same expenses as Class T shares, restated to reflect the different sales load applicable to Class T shares.

After-tax returns are calculated using the historical highest individual federal marginal income tax rates and do not reflect the impact of state and local taxes. Actual after-tax returns depend on an investor's tax situation and may differ from those shown. After-tax returns shown are not relevant to investors who hold their shares through tax-advantaged arrangements, such as 401(k) plans, qualified plans, education savings accounts, such as 529 plans, or individual retirement accounts. The after-tax returns are shown for only one class of the Fund. After-tax returns for the other classes of the Fund will vary. Index performance reflects no deduction for fees, expenses or taxes.

Management

Investment Adviser

Natixis Advisors, LLC ("Natixis Advisors")

Subadviser

Vaughan Nelson Investment Management, L.P. ("Vaughan Nelson")

Portfolio Managers

Stephen Davis, CFA®, Portfolio Manager of Vaughan Nelson, has served as co-manager of the Fund since 2019.

James Eisenman, CFA®, Portfolio Manager of Vaughan Nelson, has served as co-manager of the Fund since 2022.

Chris D. Wallis, CFA®, Chief Executive Officer and Senior Portfolio Manager of Vaughan Nelson, has served as co-manager of the Fund since 2004.

Purchase and Sale of Fund Shares

Class A and C Shares

The following chart shows the investment minimums for various types of accounts:

Type of Account	Minimum Initial Purchase	Minimum Subsequent Purchase
Any account other than those listed below	\$ 2,500	\$ 50
For shareholders participating in Natixis Funds' Investment Builder Program	\$ 1,000	\$ 50
For Traditional IRA, Roth IRA, Rollover IRA, SEP-IRA and Keogh plans using the Natixis Funds' prototype document (direct accounts, not held through intermediary)	\$ 1,000	\$ 50
Coverdell Education Savings Accounts using the Natixis Funds' prototype document (direct accounts, not held through intermediary)	\$ 500	\$ 50

There is no initial or subsequent investment minimum for:

- **Fee Based Programs** (such as wrap accounts) where an advisory fee is paid to the broker-dealer or other financial intermediary. Please consult your financial representative to determine if your fee based program is subject to additional or different conditions or fees.
- **Certain Retirement Plans.** Please consult your retirement plan administrator to determine if your retirement plan is subject to additional or different conditions or fees imposed by the plan administrator.
- Clients of a **Registered Investment Adviser** where the Registered Investment Adviser receives an advisory, management or consulting fee.

The minimum investment requirements for Class A shares may be waived or lowered for investments effected through certain financial intermediaries that have entered into special arrangements with Natixis Distribution, LLC (the "Distributor"). Consult your financial intermediary for additional information regarding the minimum investment requirement applicable to your investment.

Class N Shares

Class N shares of the Fund are subject to a \$1,000,000 initial investment minimum. This minimum applies to Fee Based Programs and accounts (such as wrap accounts) where an advisory fee is paid to the broker-dealer or other financial intermediary, accounts established via a transfer, or any other transaction in which a new account is established. There is no subsequent investment minimum for these shares. There is no initial investment minimum for:

- **Certain Retirement Plans.** Please consult your retirement plan administrator to determine if your retirement plan is subject to additional or different conditions or fees imposed by the plan administrator.
- **Sub-accounts** held within an omnibus account, where the omnibus account has at least \$1,000,000.
- **Funds of funds** that are distributed by the Distributor.

In its sole discretion, the Distributor may waive the investment minimum requirement for accounts as to which the Distributor reasonably believes will have enough assets to exceed the investment minimum requirement within a relatively short period of time following the establishment date of such accounts in Class N. If, after two years, an account's value does not exceed the investment minimum requirement, the Distributor and the Fund reserve the right to redeem such account.

Class T Shares

Class T shares of the Fund are not currently available for purchase.

Class T shares of the Fund may only be purchased by investors who are investing through an authorized third party, such as a broker-dealer or other financial intermediary, that has entered into a selling agreement with the Distributor. Investors may not hold Class T shares directly with the Fund. Class T shares are subject to a minimum initial investment of \$2,500 and a minimum subsequent investment of \$50. Not all financial intermediaries make Class T shares available to their clients.

Class Y Shares

Class Y shares of the Fund are generally subject to a minimum initial investment of \$100,000 and a minimum subsequent investment of \$50, except there is no minimum initial or subsequent investment for:

- **Fee Based Programs** (such as wrap accounts) where an advisory fee is paid to the broker-dealer or other financial intermediary. Please consult your financial representative to determine if your fee based program is subject to additional or different conditions or fees.
- **Certain Retirement Plans.** Please consult your retirement plan administrator to determine if your retirement plan is subject to additional or different conditions or fees imposed by the plan administrator.
- **Certain Individual Retirement Accounts** if the amounts invested represent rollover distributions from investments by any of the retirement plans invested in the Fund.
- Clients of a **Registered Investment Adviser** where the Registered Investment Adviser receives an advisory, management or consulting fee.
- **Fund Trustees**, former Fund trustees, employees of affiliates of the Natixis Funds and other individuals who are affiliated with any Natixis Fund (this also

Fund Summary

applies to any spouse, parents, children, siblings, grandparents, grandchildren and in-laws of those mentioned) and Natixis affiliate employee benefit plans.

At the discretion of Natixis Advisors, clients of Natixis Advisors and its affiliates may purchase Class Y shares of the Fund below the stated minimums.

Due to operational limitations at your financial intermediary, certain fee based programs, retirement plans, individual retirement accounts and accounts of registered investment advisers may be subject to the investment minimums described above.

The Fund's shares are available for purchase and are redeemable on any business day through your investment dealer, directly from the Fund by writing to the Fund at Natixis Funds, P.O. Box 219579, Kansas City, MO 64121-9579, by exchange, by wire, by internet at im.natixis.com (certain restrictions may apply), through the Automated Clearing House system, or, in the case of redemptions, by telephone at 800-225-5478 or by the Systematic Withdrawal Plan.

Tax Information

Fund distributions are generally taxable to you as ordinary income or capital gains, except for distributions to retirement plans and other investors that qualify for tax-advantaged treatment under U.S. federal income tax law generally. Investments in such tax-advantaged plans will generally be taxed only upon withdrawal of monies from the tax-advantaged arrangement.

Payments to Broker-Dealers and Other Financial Intermediaries

If you purchase shares of the Fund through a broker-dealer or other financial intermediary (such as a bank), the Fund and its related companies may pay the intermediary for the sale of the Fund shares and related services. These payments may create a conflict of interest by influencing the broker-dealer or other intermediary and your salesperson to recommend the Fund over another investment. Ask your salesperson or visit your financial intermediary's website for more information.

More About Goals and Strategies

AlphaSimplex Global Alternatives Fund

Investment Goal

The Fund pursues an absolute return strategy that seeks to provide capital appreciation consistent with the risk-return characteristics of a diversified portfolio of hedge funds. The secondary goal of the Fund is to achieve these returns with less volatility than major equity indices. The Fund's investment goals may be changed without shareholder approval. The Fund will provide 60 days' prior notice to shareholders before changing the investment goals.

Principal Investment Strategies

The Fund seeks to achieve long and short exposure to global equity, bond, currency and commodity markets through a wide range of derivative instruments and direct investments. Under normal market conditions, the Adviser typically will make extensive use of derivative instruments, in particular futures, forward contracts and swaps on global equity and fixed-income securities, securities indices (including both broad- and narrow-based securities indices), currencies, commodities and other instruments. These investments are intended to provide the Fund with risk and return characteristics similar to those of a diversified portfolio of hedge funds. The Fund may also make direct long and short investments in equity and fixed-income securities.

The Fund seeks to generate absolute returns over time rather than track the performance of any particular index of hedge fund returns. In selecting investments for the Fund, the Adviser uses quantitative models to estimate the market exposures that drive the aggregate returns of a diverse set of hedge funds. The Adviser seeks to capture these market exposures in the aggregate while adding value through dynamic allocation among market exposures and volatility management. These market exposures may include, for example, exposures to the returns of stocks, fixed-income securities (including U.S. and non-U.S. government securities, as well as corporate debt securities), currencies and commodities. In estimating these market exposures, the Adviser may use various approaches, including analyses of the returns of hedge funds included in one or more commercially available databases selected by the Adviser (for example, the Lipper TASS hedge fund database) and regulatory filings. The Fund may also directly employ various strategies commonly used by hedge funds that seek to profit from underlying risk factors, such as merger arbitrage and trend-following strategies. In a merger arbitrage strategy, the Adviser buys shares of target companies in corporate reorganizations and establishes short positions in shares of the acquiring companies. Trend-following strategies analyze markets over various time horizons to invest either long or short in assets whose values are rising or falling, respectively.

The Adviser will have great flexibility to allocate the Fund's exposure among various securities, indices, currencies, commodities and other instruments; the amount of the Fund's assets that may be allocated to various strategies and among investments is expected to vary over time. When buying and selling securities and other instruments for the Fund, the Adviser also may consider other factors, such as: (i) the Fund's obligations under its various derivative positions; (ii) portfolio rebalancing; (iii) redemption requests; (iv) yield management; (v) credit management; and (vi) volatility management. The Fund will not invest directly in hedge funds. The Fund may invest in non-U.S. securities and instruments and securities and instruments traded outside the United States, and expects to engage in non-U.S. currency transactions.

The Adviser currently targets an annualized volatility level of 9% or less (as measured by the standard deviation of the Fund's returns). The Fund's actual or realized volatility during certain periods or over time may materially exceed its target volatility for various reasons, including changes in market levels of volatility and because the Fund's portfolio may include instruments that are inherently volatile. This would increase the risk of investing in the Fund.

Under normal market conditions, it is expected that no more than 25% of the Fund's total assets will be dedicated to initial and variation margin payments relating to the Fund's derivative transactions. The gross notional value of the Fund's derivative investments, however, will generally exceed 25% of the Fund's assets, and may significantly exceed the total value of the Fund's assets. The Adviser will invest a portion of the Fund's assets, which may vary over time, in short-term, high-quality securities. Such investments will be used primarily to finance the Fund's investments in derivatives and, secondarily, to provide the Fund with incremental income and liquidity, and may include: (i) short-term obligations issued or guaranteed by the United States government, its agencies or instrumentalities; (ii) securities issued by foreign governments, their political subdivisions or agencies or instrumentalities; (iii) certificates of deposit, time deposits and bankers' acceptances issued by domestic banks, foreign branches of domestic banks, foreign subsidiaries of domestic banks, and domestic and foreign branches of foreign banks; (iv) variable amount master demand notes; (v) participation interests in loans extended by banks to companies; (vi) commercial paper or similar debt obligations; and (vii) repurchase agreements. The Adviser will select such investments based on various factors, including the security's maturity and credit rating.

Although the Fund does not intend to invest in physical commodities directly, the Fund expects to obtain investment exposure to commodities and commodity-related derivatives through a wholly-owned subsidiary organized under the laws of the Cayman Islands that will make commodity-related investments (the "Commodity Subsidiary"). The Fund may invest up to 25% of its total assets in the Commodity Subsidiary. Under normal market conditions, no more than 10% of the Fund's total assets will be dedicated to initial and variation margin payments relating to these transactions.

The Fund will concentrate its investments in the financial services industry, which means it will normally invest at least 25% of its total assets in securities and other obligations (for example, bank certificates of deposit) of issuers in such industry. The Fund may engage in active and frequent trading of securities and other instruments. Effects of frequent trading may include high transaction costs, which may lower the Fund's return, and realization of greater short-term capital gains, distributions of which are taxable as ordinary income to taxable shareholders. Trading costs and tax effects associated with frequent trading

may adversely affect the Fund's performance. The Fund's trading in derivatives is active and frequent. Active and frequent trading of derivatives, like active and frequent trading of securities, will result in transaction costs which reduce fund returns.

The percentage limitations set forth herein are not investment restrictions and the Fund may exceed these limits from time to time.

AlphaSimplex Managed Futures Strategy Fund

Investment Goal

The Fund pursues an absolute return strategy that seeks to provide capital appreciation. The Fund's investment goal may be changed without shareholder approval. The Fund will provide 60 days' prior notice to shareholders before changing the investment goal.

Principal Investment Strategies

The Fund seeks to generate positive absolute returns over time. Under normal market conditions, the Adviser typically will make extensive use of a variety of derivative instruments, including futures and forward contracts, to capture the exposures suggested by its absolute return strategy while also seeking to add value through volatility management. These market exposures, which are expected to change over time, may include, for example, exposures to the returns of U.S. and non-U.S. equity and fixed-income securities indices (including both broad- and narrow-based securities indices), currencies and commodities. The Adviser will have great flexibility to allocate the Fund's derivatives exposure among various securities, indices, currencies, commodities and other instruments; the amount of the Fund's assets that may be allocated to derivative strategies and among these various instruments is expected to vary over time. The Adviser uses proprietary quantitative models to identify price trends in equity, fixed-income, currency and commodity instruments across time periods of various lengths. The Adviser believes that asset prices may show persistent trending behavior due to a number of behavioral biases among market participants as well as certain risk-management policies that will identify assets to purchase in upward-trending markets and identify assets to sell in downward-trending markets. The Adviser believes that following trends across a widely diversified set of assets, combined with active risk management, may allow it to earn a positive expected return over time. The Fund may have both "short" and "long" exposures within an asset class based upon the Adviser's analysis of multiple time horizons to identify trends in a particular asset class. A "short" exposure will benefit when the underlying asset class decreases in price. A "long" exposure will benefit when the underlying asset class increases in price. The Adviser will scale the notional exposure of the Fund's futures and currency forward positions with the objective of targeting a relatively stable level of annualized volatility for the Fund's overall portfolio. The Adviser currently targets an annualized volatility level of 17% or less (as measured by the standard deviation of the Fund's returns). The Fund's actual or realized volatility during certain periods or over time may materially exceed its target volatility for various reasons, including changes in market levels of volatility and because the Fund's portfolio may include instruments that are inherently volatile. This would increase the risk of investing in the Fund.

Under normal market conditions, it is expected that no more than 25% of the Fund's total assets will be dedicated to initial and variation margin payments relating to the Fund's derivative transactions. The gross notional value of the Fund's derivative investments, however, will generally exceed 25% of the Fund's total assets, and may significantly exceed the total value of the Fund's assets. The Fund expects that under normal market conditions it will invest at least 75% of its total assets in money market and other short-term, high-quality securities (such as bankers' acceptances, certificates of deposit, commercial paper, loan participations, repurchase agreements and time deposits) (the "Money Market Portion"), although the Fund may invest less than this percentage. The Adviser will determine the percentage of the Fund's assets that will be invested in the Money Market Portion at any time. The assets allocated to the Money Market Portion will be used primarily to support the Fund's investments in derivatives and, secondarily, to provide the Fund with incremental income and liquidity. Although the Fund will invest a significant portion of its assets in money market instruments, the Fund is not a "money market" fund and the value of the Money Market Portion as well as the value of the Fund's shares may decrease. The Fund is not subject to the portfolio quality, maturity and net asset value requirements applicable to money market funds, and the Fund will not seek to maintain a stable net asset value. The Fund will concentrate its investments in the financial services industry, which means it will normally invest at least 25% of its total assets in securities and other obligations (for example, bank certificates of deposit, repurchase agreements and time deposits) of issuers in such industry.

The Adviser will only invest the assets of the Money Market Portion in high-quality securities which are denominated in U.S. dollars, and will select securities for investment based on various factors, including the security's maturity and rating. The Adviser will invest primarily in: (i) short-term obligations issued or guaranteed by the United States government, its agencies or instrumentalities ("U.S. Government Obligations"); (ii) securities issued by foreign governments, their political subdivisions, agencies or instrumentalities; (iii) certificates of deposit, time deposits and bankers' acceptances issued by domestic banks, foreign branches of domestic banks, foreign subsidiaries of domestic banks and domestic and foreign branches of foreign banks; (iv) variable amount master demand notes; (v) participation interests in loans extended by banks to companies; (vi) commercial paper or similar debt obligations; and (vii) repurchase agreements.

Although the Fund does not intend to invest in physical commodities directly, the Fund expects to obtain investment exposure to commodities and commodity-related derivatives by investing in a wholly-owned subsidiary organized under the laws of the Cayman Islands that will make commodity-related investments (the "Commodity Subsidiary"). The Fund may invest up to 25% of its total assets in the Commodity Subsidiary. Under normal market conditions, no more than 10% of the Fund's total assets will be dedicated to initial and variation margin payments relating to these transactions.

Although the Fund seeks positive absolute returns over time, it is likely that the Fund's investment returns may be volatile over short periods of time. The Fund may outperform the overall securities market during periods of flat or negative market performance and may underperform during periods of strong market performance. There can be no assurance that the Fund's returns over time or during any period will be positive or that the Fund will outperform the overall security markets over time or during any particular period.

The Fund may engage in active and frequent trading of securities and other instruments. Effects of frequent trading may include high transaction costs, which may lower the Fund's return, and realization of greater short-term capital gains, distributions of which are taxable as ordinary income to taxable shareholders. Trading costs and tax effects associated with frequent trading may adversely affect the Fund's performance. Due to the short-term nature of the Fund's investment portfolio, the Fund does not calculate a portfolio turnover rate. The Fund's trading in derivatives is active and frequent. Active and frequent trading of derivatives, like active and frequent trading of securities, will result in transaction costs which reduce fund returns.

The percentage limitations set forth herein are not investment restrictions and the Fund may exceed these limits from time to time.

Gateway Equity Call Premium Fund

Investment Goal

The Fund seeks total return with less risk than U.S. equity markets. The Fund's investment goal may be changed without shareholder approval. The Fund will provide 60 days' prior notice to shareholders before changing the investment goal.

Principal Investment Strategies

Under normal market conditions, the Fund will invest at least 80% of its net assets (plus any borrowings made for investment purposes) in equity securities. Equity securities purchased by the Fund may include the following U.S. exchange-listed securities: common stocks; American Depositary Receipts ("ADRs"), which are securities issued by a U.S. bank that represent interests in foreign equity securities; and interests in real estate investment trusts ("REITs"). The Fund ordinarily invests in a broadly diversified equity portfolio, while also writing (selling) index call options with an aggregate notional value approximately equal to the market value of the equity portfolio. Writing index call options is intended to reduce the Fund's volatility and provide steady cash flow. Cash flow from call option writing is intended to be an important source of the Fund's return, although the Fund's option writing activity reduces the Fund's ability to profit from increases in the value of its equity portfolio. The combination of a diversified stock portfolio and the steady cash flow from the sale of index call options is intended to moderate the volatility of returns relative to an all-equity portfolio. The Fund may invest in companies with small, medium or large market capitalizations.

The Fund's combination of a broadly diversified portfolio of common stocks and written index call options is similar to the components of the CBOE S&P 500 BuyWrite Index (the "BXMSM"). The BXMSM is a passive total return index based on (1) buying an S&P 500[®] stock index portfolio, and (2) writing (selling) the near-term S&P 500[®] Index "covered" call option. The Fund's more flexible, active option management approach creates the potential for it to achieve higher long-term returns than the BXMSM while exhibiting a similar level of volatility, as defined by standard deviation of returns. The similarities between the BXMSM and the Fund's equity investment strategy are expected to result in the Fund exhibiting a positive correlation to the broad U.S. equity markets similar to that exhibited by the BXMSM.

With its core investment in equities, the Fund is intended to be significantly less vulnerable to fluctuations in value caused by interest rate volatility, a risk factor present in both fixed-income investments and "hybrid investments" (blends of equity and fixed-income securities). Through the use of index options, the Fund intends that its risk management strategy will reduce the volatility inherent in equity investments while also allowing for more participation in equity returns than hybrid investments. Thus, the Fund seeks to provide an efficient trade-off between risk and reward, where risk is characterized by volatility or fluctuations in value over time.

Purchasing Stocks

The Fund invests in a diversified stock portfolio, generally consisting of approximately 200 to 400 stocks (including ADRs and REITs), designed to support the Fund's index option-based risk management strategy as efficiently as possible while seeking to enhance the Fund's after-tax total return. The Adviser uses a multifactor quantitative model to construct the stock portfolio. The model evaluates U.S.-exchange-traded equities that meet the criteria and constraints established by the Adviser. Generally, the Adviser tries to minimize the difference between the performance of the Fund's stock portfolio and the performance of the index or indices underlying the Fund's option strategies while also considering other factors, such as predicted dividend yield. The Adviser monitors this difference and other factors, and rebalances and adjusts the stock portfolio from time to time, by purchasing and selling stocks. To the extent consistent with the Fund's investment goal, the Adviser may also sell stocks to realize capital losses in an effort to minimize any required capital gain distributions. The Adviser expects the portfolio to generally represent the broad U.S. equity market.

Writing Index Call Options

The Fund continuously writes index call options, typically on broad-based securities market indices, with an aggregate notional value approximately equal to the market value of its broadly diversified stock portfolio. As the seller of the index call option, the Fund receives cash (the "premium") from the purchaser. The purchaser of an index call option has the right to any appreciation in the value of the index over a fixed price (the "exercise price") on a certain date in the future (the "expiration date"). If the purchaser does not exercise the option, the Fund retains the premium. If the purchaser exercises the option, the Fund pays the purchaser the difference between the value of the index and the exercise price of the option. The premium, the exercise price and the value of the index determine the gain or loss realized by the Fund as the seller of the index call option. The Fund can also repurchase the call option prior to the expiration date, ending its obligation. In such a case, the difference between the cost of repurchasing the option and the premium received will determine the gain or loss realized by the Fund.

Other Investments

The Fund may invest in foreign securities traded in U.S. markets (through ADRs or stocks traded in U.S. dollars). The Fund may enter into repurchase agreements and/or hold cash and cash equivalents.

Gateway Fund

Investment Goal

The Fund seeks to capture the majority of the returns associated with equity market investments, while exposing investors to less risk than other equity investments. The Fund's investment goal may be changed without shareholder approval. The Fund will provide 60 days' prior notice to shareholders before changing the investment goal.

Principal Investment Strategies

Under normal circumstances, the Fund invests in a broadly diversified portfolio of common stocks, while also selling index call options and purchasing index put options. Writing index call options is intended to reduce the Fund's volatility, provides steady cash flow and is an important source of the Fund's return, although it also reduces the Fund's ability to profit from increases in the value of its equity portfolio. The Fund also buys index put options, which can protect the Fund from a significant market decline that may occur over a short period of time. The value of an index put option generally increases as the prices of the stocks constituting the index decrease, and decreases as those stocks increase in price. From time to time, the Fund may reduce its holdings of put options, resulting in an increased exposure to a market decline. The combination of the diversified stock portfolio, the steady cash flow from the sale of index call options and the downside protection from index put options is intended to provide the Fund with the majority of the returns associated with equity market investments while exposing investors to less risk than other equity investments. The Fund may invest in companies with small, medium or large market capitalizations. Equity securities purchased by the Fund may include U.S. exchange-listed common stocks, American Depositary Receipts ("ADRs"), which are securities issued by a U.S. bank that represent interests in foreign equity securities, and interests in real estate investment trusts ("REITs").

The Fund strives not only for the majority of the returns associated with equity market investments, but also for returns in excess of those available from other investments comparable in volatility. Because, as described above, the Fund writes index call options and purchases index put options in addition to investing in equity securities, the Fund's historical volatility has been closer to intermediate- to long-term fixed-income investments (intermediate-term are those with approximately five-year maturities and long-term are those with maturities of ten or more years) and hybrid investments (blends of equity and short-term fixed-income securities) than to equity investments. With its core investment in equities, the Fund is significantly less vulnerable to fluctuations in value caused by interest rate volatility, a risk factor present in both fixed-income investments and "hybrid investments" (blends of equity and short-term fixed-income), although the Fund expects to generally have lower long-term returns than a fund consisting solely of equity securities. Through the use of index options, the Fund intends that its risk management strategy will reduce the volatility inherent in equity investments while also allowing for more participation in equity returns than hybrid investments. Thus, the Fund seeks to provide an efficient trade-off between risk and reward where risk is characterized by volatility or fluctuations in value over time.

Purchasing Stocks

The Fund invests in a diversified stock portfolio, generally consisting of approximately 200 to 400 stocks, designed to support the Fund's index option based risk management strategy as efficiently as possible while seeking to enhance the Fund's after tax total return. The Adviser uses a multifactor quantitative model to construct the stock portfolio. The model evaluates U.S.-exchange-traded equities that meet criteria and constraints established by the Adviser. Generally, the Adviser tries to minimize the difference between the performance of the stock portfolio and that of the index or indices underlying the Fund's option strategies while also considering other factors, such as predicted dividend yield. The Adviser monitors this difference and the other factors, and rebalances and adjusts the stock portfolio from time to time, by purchasing and selling stocks. To the extent consistent with the Fund's investment goal, the Adviser may also sell stocks to realize capital losses in an effort to minimize any required capital gain distributions. The Adviser expects the portfolio to generally represent the broad U.S. equity market.

Writing Index Call Options

The Fund continuously writes index call options, typically on broad-based securities market indices, on the full value of its broadly diversified stock portfolio. As the seller of the index call option, the Fund receives cash (the "premium") from the purchaser. The purchaser of an index call option has the right to any appreciation in the value of the index over a fixed price (the "exercise price") on a certain date in the future (the "expiration date"). If the purchaser does not exercise the option, the Fund retains the premium. If the purchaser exercises the option, the Fund pays the purchaser the difference between the value of the index and the exercise price of the option. The premium, the exercise price and the value of the index determine the gain or loss realized by the Fund as the seller of the index call option. The Fund can also repurchase the call option prior to the expiration date, ending its obligation. In this case, the difference between the cost of repurchasing the option and the premium received will determine the gain or loss realized by the Fund.

Purchasing Index Put Options

The Fund may buy index put options in an attempt to protect the Fund from a significant market decline that may occur over a short period of time. The value of an index put option generally increases as stock prices (and the value of the index) decrease and decreases as those stocks (and the index) increase in price.

Other Investments

The Fund may invest in foreign securities traded in U.S. markets (through ADRs or stocks traded in U.S. dollars). The Fund may enter into repurchase agreements and/or hold cash and cash equivalents.

Additional Information Regarding the Gateway Predecessor Fund

The Fund acquired the assets and liabilities of the Gateway Predecessor Fund in a reorganization (the “Reorganization”) on February 15, 2008 (February 19, 2008 for Class C and Class Y Shares). Shareholders of the Gateway Predecessor Fund received Class A shares of the Fund in the Reorganization. The Fund’s Class A, Class C and Class Y shares were not outstanding prior to the Reorganization. Although the Gateway Predecessor Fund’s shares and the Fund’s Class A, Class C and Class Y shares would have had substantially similar annual returns because the shares would have been invested in the same portfolio of securities, returns for Class A, Class C and Class Y shares would have been different to the extent their respective expenses differ. Performance for periods after the Reorganization reflects actual Class A, Class C and Class Y performance.

Mirova Global Green Bond Fund

Investment Goal

The Fund seeks to provide total return, through a combination of capital appreciation and current income, by investing in green bonds. The Fund’s investment goal may be changed without shareholder approval. The Fund will provide 60 days’ prior notice to shareholders before changing the investment goal.

Principal Investment Strategies

Under normal circumstances, the Fund invests at least 80% of its net assets (plus any borrowings made for investment purposes) in “green bonds.” “Green bonds” are bonds and notes all of the proceeds of which are used to finance projects which the Adviser believes will have a positive environmental impact. The Fund invests in securities of issuers located in no fewer than three countries, which may include the U.S. Under normal circumstances, the Fund will invest at least 40% of its assets in securities of issuers located outside the U.S. and the Fund may invest up to 20% of its assets in securities of issuers located in emerging markets. The Adviser considers an issuer to be located outside the U.S. if its head office is located outside the U.S. Emerging markets are economies that the Adviser believes are not generally recognized to be fully developed markets, as measured by gross national income, financial market infrastructure, market capitalization and/or other factors. The Fund may invest up to 20% of its assets, at the time of purchase, in securities rated below investment grade (i.e., none of the three major ratings agencies (Moody’s Investors Services, Inc., Fitch Investor Services, Inc. or S&P Global Ratings) have rated the securities in one of their top four ratings categories) (commonly known as “junk bonds”), or, if unrated, securities determined by the Adviser to be of comparable quality. The Fund may invest in bonds of any maturity and expects that under normal circumstances the modified duration of its portfolio will range between 0 and 10. This flexibility is intended to allow the portfolio managers to reposition the Fund to take advantage of significant interest rate movements. Performance is expected to derive primarily from security selection and duration is not expected to be a major source of excess return relative to the benchmark.

The Fund primarily invests in fixed-income securities issued by companies, banks, supranational entities, development banks, agencies, regions and governments. In deciding which securities to buy and sell, the Adviser selects securities based on their financial valuation profile and an analysis of the global environmental, social and governance (“ESG”) impact of the issuer or the projects funded with the securities. Following the evaluation of a security, the portfolio managers value the security based, among other factors, on what they believe is a fair spread for the issue relative to comparable government securities, as well as historical and expected default and recovery rates. The portfolio managers will re-evaluate and possibly sell a security if there is a deterioration of its ESG quality and/or financial rating, among other reasons.

Green bonds are usually issued to finance specific projects intended to generate an environmental benefit while offering potential market return in the same manner as other “conventional” fixed income securities. Beyond fundamental security analysis, the Adviser independently analyzes each green bond it selects for the Fund along the following lines:

- Use of Proceeds: legal documentation specifies that proceeds will be used to finance or refinance projects with a positive environmental impact, such as projects relating to climate change, preservation of resources, pollution prevention or mitigation and biodiversity.
- Impact on Sustainable Opportunity: quality of the environmental impact of the project is analyzed. Four evaluation levels have been defined with respect to the positive environmental impact: High, Significant, Low or No, and Negative. Only issues that the Adviser believes will have a High or Significant positive environmental impact can qualify.
- Risk Evaluation: an analysis of the general practices of the issuer and of the management of the environmental and social risks during the life cycle of the projects.
- Reporting: issuer should provide regular reports on the use of proceeds. This reporting will also be used to reevaluate all other aspects of the Adviser’s analysis as described above.

The Adviser monitors developments in the global green bond market and may revise the above criteria in the future.

In connection with its principal investment strategies, the Fund may also invest in securities issued pursuant to Rule 144A under the Securities Act of 1933 (“Rule 144A securities”), municipal securities, mortgage-related and asset-backed securities, debt-linked and equity-linked securities, hybrid instruments and futures, forwards and foreign currency transactions for hedging and investment purposes. Except as provided above or as required by applicable law, the Fund is not limited in the percentage of its assets that it may invest in these instruments. The Adviser generally attempts to hedge the Fund’s foreign currency risk, though there is no guarantee its attempts to hedge all foreign currency risk will be successful.

Mirova Global Sustainable Equity Fund

Investment Goal

The Fund seeks long-term capital appreciation. The Fund's investment goal may be changed without shareholder approval. The Fund will provide 60 days' prior notice to shareholders before changing the investment goal.

Principal Investment Strategies

Under normal circumstances, the Fund invests at least 80% of its assets in equity securities, which may include common stocks, preferred stocks, depositary receipts and real estate investment trusts ("REITs"). The Fund invests in securities of companies located in no fewer than three countries, which may include the U.S. Under normal circumstances, the Fund will invest at least 40% of its assets in securities of companies located outside the U.S. and the Fund may invest up to 25% of its assets in securities of companies located in emerging markets. Emerging markets are economies that the Adviser believes are not generally recognized to be fully developed markets, as measured by gross national income, financial market infrastructure, market capitalization and/or other factors. The Fund may invest in growth and value companies of any size and may also invest in initial public offerings.

In making its investment decisions, the Adviser uses a bottom-up approach focused on individual companies, rather than focusing on specific themes, specific industries or economic factors. The Adviser applies a thematic approach to investment idea generation, identifying securities of companies that it believes offer solutions to the major transitions that our world is going through. These transitions include (i) demographics, such as an aging population, (ii) environmental issues, such as water scarcity, (iii) technological advances, such as cloud computing, and (iv) governance changes, such as the growing importance of corporate responsibility. In developing and maintaining its thematic views, the Adviser reviews the firm's convictions around the four major transitions annually and more frequently evaluates the sub-themes. Given the breadth and long-term nature of these transitions, these transitions remain in place and are unlikely to change. Investable themes within the transitions however are frequently evaluated.

More specifically, the four transitions are categories across which the firm will invest and the themes are specific sub-sets within the transition that are invested in. Examples of such transitions and sub-sets of themes within the transition are as follows: (i) demographics (aging population, urbanization, growing middle class, and quality of life); (ii) technology (data proliferation of artificial intelligence, automation, cloud computing and digitalization); (iii) environment (low-carbon economy and efficient resource use); and (iv) governance (innovation, fairness, and infrastructure). To identify companies with exposure to one or more theme, the Adviser measures revenue derived from products and/or services believed to offer solutions to the transitions, and takes into account the way companies' processes impact those transitions or are impacted by those transitions.

From this large universe of solution providers, the Adviser applies detailed fundamental research to identify fundamentally and financially sound companies, assessing companies' i) strategic positioning, seeking companies with barriers to entry and defensibility of business model, ii) financial structure, looking for cash flow generation capability and balance sheet capacity, iii) management quality, searching for management teams who think like owners with leadership and strategic vision, and iv) ESG integration, seeking companies with good performance on ESG indicators believed to be material. The Adviser seeks to invest in securities that are trading at significant discounts to what the Adviser believes are their intrinsic values. In determining intrinsic value, the Adviser focuses on long-term modeling, modeling out a range of potential outcomes and typically uses a combination of discounted cash flow models and multiples analysis.

Furthermore, the Adviser seeks to invest in (without limiting itself to) companies with a positive impact on the United Nations' Sustainable Development Goals (the "SDGs"), while avoiding companies whose activities or products have a negative impact on or create a risk to achieving the SDGs. The determination of impact relative to the SDGs is based on analysis conducted by the Sustainable Research Team, which examines how companies meet the opportunities and manage the risks associated with the SDGs in order to help determine their viability and sustainability. The main outcome of this analysis is a qualitative "sustainability opinion" and an analysis of a company's main ESG opportunities and risks. The analysis encompasses the entire life cycle of product development, from raw material extraction to consumer use and disposal, and focuses only on the most pertinent issues to each company. The sustainability opinion is defined in relation to the achievement of the SDGs; this opinion is based on the merits of the individual company in question and is not relative to any peer group or sector. In addition to prioritizing companies assessed as having positive impact relative to the SDGs, the Adviser integrates this analysis into its fundamental research and considers all of the 17 SDGs in the analysis where deemed material and relevant. The Adviser believes that this approach will result in a portfolio with a better environmental and social profile and long-term return potential than the broad equities market.

Additionally, the Adviser uses specialized ESG data and rating providers as primary sources for opinions and engagement recommendations. Such sources may be specialized in specific topics such as carbon data or biodiversity (for instance Carbone 4), or providers of broader ESG data (for instance ISS ESG, Bloomberg, etc.). The Adviser also works with specialized consultants around specific topics such as gender equality.

The Adviser builds a relatively concentrated portfolio and the weight that an individual stock receives in the portfolio is generally based on the Adviser's fundamental opinion, liquidity, impact, and upside potential. The Adviser may sell a security due to a deterioration in the company's fundamental quality, a change in thematic exposure or impact relative to the SDGs, a controversy alert such as one relating to human rights, or if the Adviser believes the security has little potential for price appreciation or there is greater relative value in other securities in the Fund's investment universe. In accordance with applicable Securities and Exchange Commission ("SEC") requirements, the Fund will notify shareholders prior to any change to the 80% policies discussed above taking effect.

Mirova International Sustainable Equity Fund

Investment Goal

The Fund seeks long-term capital appreciation. The Fund's investment goal may be changed without shareholder approval. The Fund will provide 60 days' prior notice to shareholders before changing the investment goal.

Principal Investment Strategies

Under normal circumstances, the Fund invests at least 80% of its assets in equity securities, which may include common stocks, preferred stocks, depositary receipts and real estate investment trusts ("REITs"). The Fund invests in securities of companies located in no fewer than three countries outside the U.S. Under normal circumstances, the Fund will invest at least 65% of its assets in securities of companies located outside the U.S. and the Fund may invest up to 25% of its assets in securities of companies located in emerging market (which generally encompasses markets that are not included in the MSCI World Developed Markets Index). The Fund may invest in growth and value companies of any size and may also invest in initial public offerings ("IPOs").

In making its investment decisions, the Adviser uses a bottom-up approach focused on individual companies, rather than focusing on specific themes, specific industries or economic factors. The Adviser applies a thematic approach to investment idea generation, identifying securities of companies that it believes offer solutions to the major transitions that our world is going through. These transitions include (i) demographics, such as an aging population, (ii) environmental issues, such as water scarcity, (iii) technological advances, such as cloud computing, and (iv) governance changes, such as the growing importance of corporate responsibility. In developing and maintaining its thematic views, the Adviser reviews the firm's convictions around the four major transitions annually and more frequently evaluates the sub-themes. Given the breadth and long-term nature of these transitions, these transitions remain in place and are unlikely to change. Investable themes within the transitions however are frequently evaluated.

More specifically, the four transitions are categories across which the firm will invest and the themes are specific sub-sets within the transition that are invested in. Examples of such transitions and sub-sets of themes within the transition are as follows: (i) demographics (aging population, urbanization, growing middle class, and quality of life); (ii) technology (data proliferation of artificial intelligence, automation, cloud computing and digitalization); (iii) environment (low-carbon economy and efficient resource use); and (iv) governance (innovation, fairness, and infrastructure). To identify companies with exposure to one or more theme, the Adviser measures revenue derived from products and/or services believed to offer solutions to the transitions, and takes into account the way companies' processes impact those transitions or are impacted by those transitions.

From this large universe of solution providers, the Adviser applies detailed fundamental research to identify fundamentally and financially sound companies, assessing companies' i) strategic positioning, seeking companies with barriers to entry and defensibility of business model, ii) financial structure, looking for cash flow generation capability and balance sheet capacity, iii) management quality, searching for management teams who think like owners with leadership and strategic vision, and iv) ESG integration, seeking companies with good performance on ESG indicators believed to be material. The Adviser seeks to invest in securities that are trading at significant discounts to what the Adviser believes are their intrinsic values. In determining intrinsic value, the Adviser focuses on long-term modeling, modeling out a range of potential outcomes and typically uses a combination of discounted cash flow models and multiples analysis.

Furthermore, the Adviser seeks to invest in (without limiting itself to) companies with a positive impact on the United Nations' Sustainable Development Goals (the "SDGs"), while avoiding companies whose activities or products have a negative impact on or create a risk to achieving the SDGs. The determination of impact relative to the SDGs is based on analysis conducted by the Sustainable Research Team, which examines how companies meet the opportunities and manage the risks associated with the SDGs in order to help determine their viability and sustainability. The main outcome of this analysis is a qualitative "sustainability opinion" and an analysis of a company's main ESG opportunities and risks. The analysis encompasses the entire life cycle of product development, from raw material extraction to consumer use and disposal, and focuses only on the most pertinent issues to each company. The sustainability opinion is defined in relation to the achievement of the SDGs; this opinion is based on the merits of the individual company in question and is not relative to any peer group or sector. In addition to prioritizing companies assessed as having positive impact relative to the SDGs, the Adviser integrates this analysis into its fundamental research and considers all of the 17 SDGs in the analysis where deemed material and relevant. The Adviser believes that this approach will result in a portfolio with a better environmental and social profile and long-term return potential than the broad equities market.

Additionally, the Adviser uses specialized ESG data and rating providers as primary sources for opinions and engagement recommendations. Such sources may be specialized in specific topics such as carbon data or biodiversity (for instance Carbone 4), or providers of broader ESG data (for instance ISS ESG, Bloomberg, etc.). The Adviser also works with specialized consultants around specific topics such as gender equality.

The Adviser builds a relatively concentrated portfolio and the weight that an individual stock receives in the portfolio is generally based on the Adviser's fundamental opinion, liquidity, impact, and upside potential. The Adviser may sell a security due to a deterioration in the company's fundamental quality, a change in thematic exposure or impact relative to the SDGs, a controversy alert such as one relating to human rights, or if the Adviser believes the security has little potential for price appreciation or there is greater relative value in other securities in the Fund's investment universe. In accordance with applicable Securities and Exchange Commission ("SEC") requirements, the Fund will notify shareholders prior to any change to the 80% policies discussed above taking effect.

Mirova U.S. Sustainable Equity Fund

Investment Goal

The Fund seeks long-term capital appreciation. The Fund's investment goal may be changed without shareholder approval. The Fund will provide 60 days' prior notice to shareholders before changing the investment goal.

Principal Investment Strategies

Under normal circumstances, the Fund invests at least 80% of its assets in equity securities, which may include common stocks, preferred stocks, depository receipts and real estate investment trusts ("REITs"). Under normal circumstances, the Fund will invest at least 80% of its assets in securities of U.S. issuers incorporated in the U.S. and/or listed on a U.S. stock exchange. The Fund may invest in growth and value companies of any size, including small- and mid-capitalization companies. The Adviser considers companies with a market capitalization under \$2 billion to be small-capitalization companies and companies with a market capitalization between \$2 billion and \$10 billion to be mid-capitalization companies.

In making its investment decisions, the Adviser uses a bottom-up approach focused on individual companies, rather than focusing on specific themes, specific industries or economic factors.

The Adviser applies a thematic approach to investment idea generation, identifying securities of companies that it believes offer solutions to the major transitions that our world is going through. These transitions include (i) demographics, such as an aging population, (ii) environmental issues, such as water scarcity and climate change, (iii) technological advances, such as cloud computing, and (iv) governance changes, such as the growing importance of corporate responsibility. In developing and maintaining its thematic views, the Adviser reviews the firm's convictions around the four major transitions annually and more frequently evaluates the sub-themes. Given the breadth and long-term nature of these transitions, these transitions remain in place and are unlikely to change. Investable themes within the transitions however are frequently evaluated.

More specifically, the four transitions are categories across which the firm will invest and the themes are specific sub-sets within the transition that are invested in. Examples of such transitions and sub-sets of themes within the transition are as follows: (i) demographics (aging population, urbanization, growing middle class, and quality of life); (ii) technology (data proliferation of artificial intelligence, automation, cloud computing and digitalization); (iii) environment (low-carbon economy and efficient resource use); and (iv) governance (innovation, fairness, and infrastructure). To identify companies with exposure to one or more theme, the Adviser measures revenue derived from products and/or services believed to offer solutions to the transitions, and takes into account the way companies' processes impact those transitions or are impacted by those transitions.

From this large universe of solution providers, the Adviser applies detailed fundamental research to identify fundamentally and financially sound companies, assessing companies' i) strategic positioning, seeking companies with barriers to entry and defensibility of business model, ii) financial structure, looking for cash flow generation capability and balance sheet capacity, iii) management quality, searching for management teams who think like owners with leadership and strategic vision, and iv) ESG integration, seeking companies with good performance on ESG indicators believed to be material. The Adviser seeks to invest in securities that are trading at significant discounts to what the Adviser believes are their intrinsic values. In determining intrinsic value, the Adviser focuses on long-term modeling, modeling out a range of potential outcomes and typically uses a combination of discounted cash flow models and multiples analysis.

Furthermore, the Adviser seeks to prioritize (without limiting itself to) companies with a positive impact on the United Nations' Sustainable Development Goals (the "SDGs"), while avoiding companies whose activities or products have a negative impact on or create a risk to achieving the SDGs. The determination of impact relative to the SDGs is based on analysis conducted by the Sustainable Research Team, which examines how companies meet the opportunities and manage the risks associated with the SDGs in order to help determine their viability and sustainability. The main outcome of this analysis is a qualitative "sustainability opinion" and an analysis of a company's main ESG opportunities and risks. The analysis encompasses the entire life cycle of product development, from raw material extraction to consumer use and disposal, and focuses only on the most pertinent issues to each company. The sustainability opinion is defined in relation to the achievement of the SDGs; this opinion is based on the merits of the individual company in question and is not relative to any peer group or sector. In addition to prioritizing companies assessed as having positive impact relative to the SDGs, the Adviser integrates this analysis into its fundamental research and considers all of the 17 SDGs in the analysis where deemed material and relevant. The Adviser believes that this approach will result in a portfolio with a better environmental and social profile and long-term return potential than the broad equities market.

Additionally, the Adviser uses specialized ESG data and rating providers as primary sources for opinions and engagement recommendations. Such sources may be specialized in specific topics such as carbon data or biodiversity (for instance Carbone 4), or providers of broader ESG data (for instance ISS ESG, Bloomberg, etc.). The Adviser also works with specialized consultants around specific topics such as gender equality.

The Adviser builds a relatively concentrated portfolio and the weight that an individual stock receives in the portfolio is generally based on the Adviser's fundamental opinion, liquidity, impact, and upside potential.

The Adviser may sell a security due to a deterioration in the company's fundamental quality, a change in thematic exposure or impact relative to the SDGs, a controversy alert such as one relating to human rights, or if the Adviser believes the security has little potential for price appreciation or there is greater relative value in other securities in the Fund's investment universe.

In accordance with applicable Securities and Exchange Commission ("SEC") requirements, the Fund will notify shareholders prior to any change to the 80% policies discussed above taking effect.

Vaughan Nelson Mid Cap Fund

Investment Goal

The Fund seeks long-term capital appreciation. The Fund's investment goal may be changed without shareholder approval. The Fund will provide 60 days' prior written notice to shareholders before changing the investment goal.

Principal Investment Strategies

Under normal market conditions, the Fund will invest at least 80% of its net assets (plus any borrowings made for investment purposes) in companies that, at the time of purchase, have market capitalizations within the capitalization range of the Russell Midcap® Value Index, an unmanaged index that measures the performance of companies with lower price-to-book ratios and lower forecasted growth values within the broader Russell Midcap® Index. While the market capitalization range for the Russell Midcap® Value Index fluctuates, at December 31, 2021, it was \$435 million to \$73.6 billion. However, the Fund may invest in companies with smaller or larger capitalizations. Equity securities may take the form of stock in corporations, limited partnership interests, interests in limited liability companies, real estate investment trusts ("REITs") or other trusts and similar securities representing direct or indirect ownership interests in business organizations.

Vaughan Nelson Investment Management, L.P. ("Vaughan Nelson") invests in medium-capitalization companies with a focus on those companies meeting Vaughan Nelson's return expectations. Vaughan Nelson uses a bottom-up value oriented investment process in constructing the Fund's portfolio. Vaughan Nelson seeks companies with the following characteristics, although not all of the companies selected will have these attributes:

- Companies earning a positive return on capital with stable-to-improving returns.
- Companies valued at a discount to their asset value.
- Companies with an attractive and sustainable dividend level.

In selecting investments for the Fund, Vaughan Nelson generally employs the following strategies:

- Vaughan Nelson employs a value-driven investment philosophy that selects stocks selling at a relatively low value based on business fundamentals, economic margin analysis and discounted cash flow models. Vaughan Nelson selects companies that it believes are out of favor or misunderstood.
- Vaughan Nelson uses fundamental analysis to construct a portfolio that, in the opinion of Vaughan Nelson, is made up of quality companies with the potential to provide significant increases in share price over a three year period.
- Vaughan Nelson will generally sell a security when it reaches Vaughan Nelson's price target or when the issuer shows a change in financial condition, competitive pressures, poor management decisions or internal or external forces reducing future expected returns from those expected at the time of investment.

The Fund may also:

- Invest in foreign securities, including emerging markets securities.
- Invest in other investment companies, to the extent permitted by the Investment Company Act of 1940.
- Invest in REITs.
- Invest in securities offered in initial public offerings ("IPOs") and securities issued pursuant to Rule 144A under the Securities Act of 1933 ("Rule 144A securities").

Vaughan Nelson Small Cap Value Fund

Investment Goal

The Fund seeks capital appreciation. The Fund's investment goal may be changed without shareholder approval. The Fund will provide 60 days' prior written notice to shareholders before changing the investment goal.

Principal Investment Strategies

The Fund normally will invest at least 80% of its net assets (plus any borrowings made for investment purposes) in the equity securities, including common stocks and preferred stocks, of "small-capitalization companies." Equity securities may take the form of stock in corporations, limited partnership interests, interests in limited liability companies, real estate investment trusts ("REITs") or other trusts and other similar securities representing direct or indirect ownership interests in business organizations. Currently, the Fund defines a small-capitalization company to be one whose market capitalization, at the time of purchase, either falls within the capitalization range of the Russell 2000® Value Index or is \$3.5 billion or less. While the market capitalization range for the Russell 2000® Value Index fluctuates, at December 31, 2021, it was \$33.8 million to \$13.98 billion. The Fund may, however, invest in companies with large-capitalizations.

Vaughan Nelson Investment Management, L.P. ("Vaughan Nelson") invests in small-capitalization companies with a focus on those companies meeting Vaughan Nelson's return expectations. Vaughan Nelson uses a bottom-up value oriented investment process in constructing the Fund's portfolio. Vaughan Nelson seeks companies with the following characteristics, although not all of the companies selected will have these attributes:

- Companies earning a positive return on capital with stable-to-improving returns.
- Companies valued at a discount to their asset value.

- Companies with an attractive and sustainable dividend level.

In selecting investments for the Fund, Vaughan Nelson generally employs the following strategies:

- Value-driven investment philosophy that selects stocks selling at a relatively low value based on discounted cash flow models. Vaughan Nelson selects companies that it believes are out of favor or misunderstood.
- Vaughan Nelson starts with an investment universe of 5,000 securities. Vaughan Nelson then uses value-driven screens to create a research universe of companies with market capitalizations of at least \$100 million.
- Vaughan Nelson uses fundamental analysis to construct a portfolio of 60 to 80 securities that, in the opinion of Vaughan Nelson, is made up of quality companies with the potential to provide significant increases in share price over a three year period.
- Vaughan Nelson will generally sell a security when it reaches Vaughan Nelson's price target or when the issuer shows a change in financial condition, competitive pressures, poor management decisions or internal or external forces reducing future expected returns from those expected at the time of investment.

The Fund may also:

- Invest in convertible preferred stock and convertible debt securities.
- Invest in foreign securities, including emerging market securities.
- Invest in REITs.
- Invest in securities offered in initial public offerings ("IPOs").

All Funds

Temporary Defensive Measures

Temporary defensive measures may be used by a Fund during adverse economic, market, political or other conditions. In this event, a Fund may hold any portion of its assets in cash (U.S. dollars, foreign currencies or multinational currency units) and/or invest in cash equivalents such as money market instruments or high-quality debt securities as it deems appropriate. A Fund may miss certain investment opportunities if it uses defensive strategies and thus may not achieve its investment goal.

Percentage Investment Limitations

Except as set forth in the SAI, the percentage limitations set forth in this Prospectus and the SAI apply at the time an investment is made and shall not be considered violated unless an excess or deficiency occurs or exists immediately after and as a result of such investment.

Portfolio Holdings

A description of each Fund's policies and procedures with respect to the disclosure of each Fund's portfolio securities is available in the section "Portfolio Holdings Information" in the SAI.

A "snapshot" of each Fund's investments may be found in its annual and semiannual reports. In addition, a list of each Fund's full portfolio holdings, which is updated monthly after an aging period of at least 7 days for AlphaSimplex Global Alternatives Fund and AlphaSimplex Managed Futures Strategy Fund, 10 business days for Mirova Global Sustainable Equity Fund, Mirova International Sustainable Equity Fund and Mirova U.S. Sustainable Equity Fund, 15 days for Vaughan Nelson Small Cap Value Fund and Vaughan Nelson Mid Cap Fund, and 30 days for Gateway Fund, Gateway Equity Call Premium Fund and Mirova Global Green Bond Fund, is available on the Funds' website at im.natixis.com/us/funddocuments. These holdings will remain accessible on the website until each Fund files its respective Form N-CSR or Form N-PORT with the SEC for the period that includes the date of the information. In addition, a list of the top 10 holdings of the Mirova Global Green Bond Fund, Mirova Global Sustainable Equity Fund, Mirova International Sustainable Equity Fund, Mirova U.S. Sustainable Equity Fund, Vaughan Nelson Small Cap Value Fund and Vaughan Nelson Mid Cap Fund will generally be available on a monthly basis within 7 business days after month-end on the Funds' website at im.natixis.com/holdings (click fund name).

More About Risks

This section provides more information on certain principal risks that may affect a Fund's portfolio, as well as information on additional risks a Fund may be subject to because of its investments or practices. In seeking to achieve its investment goals, a Fund may also invest in various types of securities and engage in various investment practices which are not a principal focus of a Fund and therefore are not described in this Prospectus. These securities and investment practices and their associated risks are discussed in the Funds' SAI, which is available without charge upon request (see back cover). The significance of any specific risk to an investment in a Fund will vary over time, depending on the composition of the Fund's portfolio, market conditions, and other factors. You should read all of the risk information presented below carefully, because any one or more of these risks may result in losses to a Fund.

Fund shares are not bank deposits and are not guaranteed, endorsed or insured by the Federal Deposit Insurance Corporation or any other government agency, and are subject to investment risks, including possible loss of the principal invested.

Recent Market Events Risk

The Covid-19 pandemic and efforts to contain its spread have resulted in, among other things, extreme volatility in the financial markets and severe losses; reduced liquidity of many instruments; exchange trading suspensions and closures; higher default rates; border closings and other significant travel restrictions and disruptions; significant disruptions to business operations, supply chains and customer activity; lower consumer demand for goods and services; significant job losses and increasing unemployment; event cancellations and restrictions; service cancellations, reductions and other changes; significant challenges in healthcare service preparation and delivery; prolonged quarantines; as well as general concern and uncertainty that has negatively affected the economic environment. The impact of this pandemic and any other epidemic or pandemic that may arise in the future could adversely affect the economies of many nations or the entire global economy and the financial performance of individual issuers, sectors, industries, asset classes, and markets in significant and unforeseen ways. The U.S. government and the Federal Reserve, as well as certain foreign governments and central banks, are taking extraordinary actions to support local and global economies and the financial markets in response to the Covid-19 pandemic, including by decreasing interest rates to very low levels and implementing a variety of emergency stimulus measures. These actions may not succeed or have the intended effect, and in some cases, including in the United States, have resulted in a large expansion of government deficits and debt, the long term consequences of which are not known. This crisis or other public health crises may also exacerbate other pre-existing political, social, economic, market and financial risks. The effects of the Covid-19 pandemic or any future outbreak in developing or emerging market countries may be greater due to less established health care systems. The duration of the Covid-19 pandemic and its effects cannot be determined with certainty. Such effects could impair a Fund's ability to maintain operational standards (such as with respect to satisfying redemption requests), disrupt the operations of a Fund's service providers, adversely affect the value and liquidity of a Fund's investments and negatively impact a Fund's performance and your investment in the Fund.

In addition, Russia launched a large-scale invasion of Ukraine on February 24, 2022. The extent and duration of the military action, resulting sanctions and resulting future market disruptions in the region and around the world are impossible to predict, but could be significant and have a severe adverse effect on the region and around the world, including significant negative impacts on the economy and the markets for certain securities and commodities, such as oil and natural gas, as well as other sectors.

Allocation Risk

A Fund's allocations between asset classes and market exposures may not be optimal in every market condition and may adversely affect a Fund's performance. You could lose money on your investment in a Fund as a result of this allocation. This risk can be increased by the use of derivatives to increase allocations to various market exposures. This is because derivatives can create investment leverage, which will magnify the impact to a Fund of its investment in any underperforming market exposure.

Below Investment Grade Fixed-Income Securities Risk

Below investment grade fixed-income securities, also known as "junk bonds," are rated below investment grade quality and may be considered speculative with respect to the issuer's continuing ability to make principal and interest payments. To be considered rated below investment grade quality, a security must not have been rated by any of the three major rating agencies (Moody's Investors Service, Inc., Fitch Investor Services, Inc. or S&P Global Ratings) in one of their respective top four rating categories at the time a Fund acquires the security or, if the security is unrated, the portfolio managers have determined it to be of comparable quality. Analysis of the creditworthiness of issuers of below investment grade fixed-income securities may be more complex than for issuers of higher-quality debt securities, and a Fund's ability to achieve its investment objectives may, to the extent the Fund invests in below investment grade fixed-income securities, be more dependent upon the portfolio managers' credit analysis than would be the case if the Fund were investing in higher-quality securities. The issuers of these securities may be in default or have a currently identifiable vulnerability to default on their payments of principal and interest, or may otherwise present elements of danger with respect to payments of principal or interest. Below investment grade fixed-income securities may be more susceptible to real or perceived adverse economic and competitive industry conditions than higher-grade securities. Yields on below investment grade fixed-income securities will fluctuate. If the issuer of below investment grade fixed-income securities defaults, a Fund may incur additional expenses to seek recovery.

The secondary markets in which below investment-grade securities are traded may be less liquid than the market for higher-grade securities. A lack of liquidity in the secondary trading markets could adversely affect the price at which a Fund could sell a particular below investment-grade security when necessary to meet liquidity needs or in response to a specific economic event, such as a deterioration in the creditworthiness of the issuer, and could

adversely affect and cause large fluctuations in the net asset value ("NAV") of a Fund's shares. Adverse publicity and investor perceptions may decrease the values and liquidity of high yield securities generally. It is reasonable to expect that any adverse economic conditions could disrupt the market for below investment-grade securities, have an adverse impact on the value of such securities and adversely affect the ability of the issuers of such securities to repay principal and pay interest thereon. New laws and proposed new laws may adversely impact the market for below investment-grade fixed-income securities.

Call Options Risk

The value of Gateway Equity Call Premium Fund's positions in index options may fluctuate in response to changes in the value of the underlying index. Writing index call options limits the opportunity to profit from an increase in the market value of stocks in exchange for up-front cash at the time of selling the call option. Unusual market conditions or the lack of a ready market for any particular option at a specific time may reduce the effectiveness of the Fund's option strategies, and for these and other reasons the Fund's option strategies may not reduce the Fund's volatility to the extent desired.

Commodity Risk

This is the risk that exposure to the commodities markets may subject a Fund to greater volatility than investments in traditional securities. The value of physical commodities or commodity-linked derivative instruments may be affected by changes in overall market movements, commodity price volatility, changes in interest rates, currency fluctuations or factors affecting a particular industry or commodity, such as drought, floods, weather, livestock disease, embargoes, tariffs and international economic, political and regulatory developments.

Commodity Subsidiary Risk

Investing in a wholly-owned commodity subsidiary organized under the laws of a non-U.S. jurisdiction, such as a Commodity Subsidiary, will indirectly expose a Fund to the risks associated with the Commodity Subsidiary's investments. A Commodity Subsidiary is not registered under the Investment Company Act of 1940 (the "1940 Act"), and unless otherwise noted, is not subject to all of the investor protections of the 1940 Act. In monitoring compliance with its investment restrictions, a Fund will consider the assets of its Commodity Subsidiary to be assets of the Fund. Changes in the laws of the United States and/or the Cayman Islands could negatively affect a Fund and its shareholders. For example, the Cayman Islands do not currently impose any income, corporate or capital gains tax, estate duty, inheritance tax, gift tax or withholding tax on a Commodity Subsidiary. If Cayman Islands law changes such that a Commodity Subsidiary is required to pay Cayman Islands taxes, a Fund's shareholders may suffer decreased investment returns.

Concentrated Investment Risk

A Fund that concentrates its investments in securities and other obligations of issuers in the financial services industry is particularly vulnerable to events affecting companies in such industry. Examples of risks affecting the financial services industry include changes in governmental regulation, issues relating to the availability and cost of capital, changes in interest rates and/or monetary policy and price competition. In addition, financial services companies are often more highly leveraged than other companies, making them inherently riskier. As a result, shares of a Fund that concentrates in the financial services industry may rise and fall in value more rapidly and to a greater extent than shares of a Fund that does not concentrate or focus in a particular industry or economic sector.

Convertible Securities Risk

Convertible securities have investment characteristics of both equity and debt securities. Investments in convertible securities are subject to the usual risks associated with debt instruments, such as interest rate risk and credit risk. Convertible securities also react to changes in the value of the common stock into which they convert, and are thus subject to many of the same risks as investing in common stock. A Fund may also be forced to convert a convertible security at an inopportune time, which may decrease the Fund's return.

Correlation Risk

A Fund's ability to manage the volatility of its equity portfolio by writing index options depends on the correlation between the returns of the equity portfolio and those of the index on which the Fund's index options are written. Accordingly, the effectiveness of the Fund's index option-based risk management strategy may be reduced to the extent the performance of the Fund's equity portfolio does not correlate to that of the index underlying its option positions.

Credit/Counterparty Risk

Credit/counterparty risk is the risk that the issuer or guarantor of a fixed-income security, or the counterparty to a derivative or other transaction, will be unable or unwilling to make timely payments of interest or principal or to otherwise honor its obligations. As a result, the Fund may sustain losses or be unable or delayed in its ability to realize gains. A Fund will be subject to credit/counterparty risk with respect to the counterparties to its derivatives transactions. Many of the protections afforded to participants on organized exchanges, such as the performance guarantee given by a central clearing house, are not available in connection with OTC derivatives transactions, such as foreign currency transactions. For centrally cleared derivatives, such as cleared swaps, futures and many options, the primary credit/counterparty risk is the creditworthiness of the Fund's clearing broker and the central clearing house itself. This risk will be heightened to the extent the Fund enters into derivative transactions with a single counterparty (or affiliated counterparties that are part of the same organization), causing the Fund to have significant exposure to such counterparty. Regulatory requirements may also limit the ability of a Fund to protect its interests in the event of an insolvency of a derivatives counterparty. In the event of a counterparty's (or its affiliate's) insolvency, a Fund's ability to exercise remedies, such as the termination of transactions, netting of obligations and realization on collateral, could be stayed or eliminated under new special resolution regimes adopted in the United States, the European Union, the United Kingdom and various other jurisdictions. Such regimes provide government authorities with broad authority to intervene when a financial institution is experiencing financial difficulty. In particular, with respect to

counterparties who are subject to such proceedings in the European Union and the United Kingdom, the liabilities of such counterparties to the Fund could be reduced, eliminated, or converted to equity in such counterparties (sometimes referred to as a “bail in”).

Currency Risk

Fluctuations in the exchange rates between different currencies may negatively affect an investment. A Fund may be subject to currency risk because it may invest in currency-related instruments and/or securities or other instruments denominated in, or that generate income denominated in, foreign currencies. The market for some or all currencies may from time to time have low trading volume and become illiquid, which may prevent a Fund from effecting a position or from promptly liquidating unfavorable positions in such markets, thus subjecting the Fund to substantial losses. A Fund may elect not to hedge currency risk, or may hedge such risk imperfectly, which may cause the Fund to incur losses that would not have been incurred had the risk been hedged.

Cybersecurity and Technology Risk

The Funds, their service providers, and other market participants increasingly depend on complex information technology and communications systems, which are subject to a number of different threats and risks that could adversely affect the Funds and their shareholders. These risks include, among others, theft, misuse, and improper release of confidential or highly sensitive information relating to the Funds and their shareholders, as well as compromises or failures to systems, networks, devices and applications relating to the operations of the Funds and their service providers. Power outages, natural disasters, equipment malfunctions and processing errors that threaten these systems, as well as market events that occur at a pace that overloads these systems, may also disrupt business operations or impact critical data. Cybersecurity and other operational and technology issues may result in financial losses to the Funds and their shareholders, impede business transactions, violate privacy and other laws, subject the Funds to certain regulatory penalties and reputational damage, and increase compliance costs and expenses. Although the Funds have developed processes, risk management systems and business continuity plans designed to reduce these risks, the Funds do not directly control the cybersecurity defenses, operational and technology plans and systems of their service providers, financial intermediaries and companies in which they invest or with which they do business. The Funds and their shareholders could be negatively impacted as a result. Similar types of cybersecurity risks also are present for issuers of securities in which the Funds invest, which could result in material adverse consequences for such issuers, and may cause the Funds’ investment in such securities to lose value.

Derivatives Risk

As described herein and in the SAI, the use of derivatives involves special risks. Derivatives are financial contracts whose value depends upon or is derived from the value of an underlying asset, reference rate or index. There is no guarantee that the use of derivatives will be effective or that suitable transactions will be available. Even a small investment in derivatives may give rise to leverage risk and can have a significant impact on a Fund’s exposure to securities market values, interest rates or currency exchange rates. It is possible that a Fund’s liquid assets may be insufficient to support its obligations under its derivatives positions. A Fund’s use of derivatives, such as futures, forward contracts, structured notes, swaps (including credit default swaps), options and warrants, involves other risks, such as credit/counterparty risk relating to the other party to a derivative contract (which is generally greater for OTC derivatives than for centrally cleared derivatives); the risk of difficulties in pricing and valuation; the risk that changes in the value of a derivative may not correlate as expected with relevant assets, rates or indices; liquidity risk and the risk of losing more than the initial margin (if any) required to initiate derivatives positions. There is also the risk that a Fund may be unable to terminate or sell a derivative position at an advantageous time or price. The use of derivatives may cause a Fund to incur losses greater than those which would have occurred had derivatives not been used. Losses resulting from the use of derivatives will reduce a Fund’s net asset value, and possibly income. It is possible that a Fund’s liquid assets may be insufficient to support its obligations under its derivatives positions. To the extent that a Fund uses a derivative for purposes other than as a hedge, or if a Fund hedges imperfectly, the Fund is directly exposed to the risks of that derivative and any loss generated by the derivative will not be offset by a gain. When used, derivatives may affect the amount, timing, or character of distributions payable to, and thus taxes payable by, shareholders. Similarly, for accounting and performance reporting purposes, income and gain characteristics may be different than if the Fund held the underlying securities or other assets directly. A Fund may be required to segregate permissible liquid assets to “cover” the Fund’s obligations relating to its transactions in derivatives. Requirements to maintain cover might impair a Fund’s ability to sell a portfolio security, meet redemption requests or other current obligations, or to make an investment at a time when it would otherwise be favorable to do so, or require that the Fund sell a portfolio security at a disadvantageous time, thereby decreasing the Fund’s returns.

On October 28, 2020, the SEC adopted Rule 18f-4 under the Investment Company Act, as amended, providing for the regulation of a registered investment company’s use of derivatives and certain related instruments. Among other things, Rule 18f-4 limits a fund’s derivatives exposure through a value-at-risk test and requires the adoption and implementation of a derivatives risk management program for certain derivatives users. Subject to certain conditions, limited derivatives users (as defined in Rule 18f-4), however, will not be subject to the full requirements of Rule 18f-4. In connection with the adoption of Rule 18f-4, the SEC also eliminated the asset segregation framework arising from prior SEC guidance for covering derivatives and certain financial instruments. Compliance with Rule 18f-4 will be required beginning in August 2022. As a Fund comes into compliance, the approach to asset segregation and coverage requirements described in this Prospectus will be impacted. In addition, Rule 18f-4 could restrict a Fund’s ability to engage in certain derivatives transactions and/or increase the costs of such derivatives transactions, which could adversely affect the value or performance of a Fund.

Emerging Markets Risk

In addition to the risks of investing in foreign investments generally, emerging markets investments are subject to greater risks arising from political or economic instability, war, nationalization or confiscatory taxation, currency exchange or repatriation restrictions, sanctions by other countries (such as the United States or the European Union) and an issuer’s unwillingness or inability to make dividend, principal or interest payments on its securities. Emerging markets companies may be smaller and have shorter operating histories than companies in developed markets.

Economic and Political Risks. Emerging market countries often experience instability in their political and economic structures and have less market depth, infrastructure, capitalization and regulatory oversight than more developed markets. Government actions could have a significant impact on the economic conditions in such countries, which in turn would affect the value and liquidity of the assets of a Fund invested in emerging market securities. Specific risks that could decrease a Fund's return include seizure of a company's assets, restrictions imposed on payments as a result of blockages on foreign currency exchanges or sanctions and unanticipated social or political occurrences.

The ability of the government of an emerging market country to make timely payments on its debt obligations will depend on many factors, including the extent of its reserves, fluctuations in interest rates and access to international credit and investments. A country that has non-diversified exports or relies on certain key imports will be subject to greater fluctuations in the pricing of those commodities. Failure to generate sufficient earnings from foreign trade will make it difficult for an emerging market country to service its foreign debt.

Companies trading in developing securities markets are generally smaller and have shorter operating histories than companies trading in developed markets. Foreign investors may be required to register the proceeds of sales. Settlement of securities transactions in emerging markets may be subject to risk of loss and may be delayed more often than transactions settled in the United States, in part because a Fund will need to use brokers and counterparties that are less well capitalized, and custody and registration of assets in some countries may be unreliable compared to more developed countries. Disruptions resulting from social and political factors may cause the securities markets to close. If extended closings were to occur, the liquidity and value of a Fund's assets invested in corporate debt obligations of emerging market companies would decline.

Investment Controls; Repatriation. Foreign investment in emerging market country debt securities is restricted or controlled to varying degrees. These restrictions may at times limit or preclude foreign investment in certain emerging market country debt securities. Certain emerging market countries require government approval of investments by foreign persons, limit the amount of investments by foreign persons in a particular issuer, limit investments by foreign persons only to a specific class of securities of an issuer that may have less advantageous rights than the classes available for purchase by domiciliaries of the countries and/or impose additional taxes or controls on foreign investors or currency transactions. Certain emerging market countries may also restrict investment opportunities in issuers in industries deemed important to national interests.

Emerging market countries may require governmental approval for the repatriation of investment income, capital or proceeds of sale of securities by foreign investors. In addition, if a deterioration occurs in an emerging market country's balance of payments, the country could impose temporary restrictions on foreign capital remittances. A Fund could be adversely affected by delays in, or a refusal to grant, any required governmental approval for repatriation of capital, as well as by the application to a Fund of any restrictions on investments. Investing in local markets in emerging market countries may require a Fund to adopt special procedures, seek local governmental approvals or take other actions, each of which may involve additional costs to a Fund.

Equity Securities Risk

The value of your investment in a Fund is based on the market value (or price) of the securities the Fund holds. You may lose money on your investment due to unpredictable declines in the value of individual securities and/or periods of below-average performance in individual securities, industries or in the equity market as a whole. This may impact a Fund's performance and may result in higher portfolio turnover, which may increase the tax liability to taxable shareholders and the expenses incurred by the Fund. The market value of a security can change daily due to political, economic and other events that affect the securities markets generally, as well as those that affect particular companies or governments. These price movements, sometimes called volatility, will vary depending on the types of securities a Fund owns and the markets in which they trade. Historically, the equity markets have moved in cycles, and the value of a Fund's equity securities may fluctuate drastically from day to day. Individual companies may report poor results or be negatively affected by industry and/or economic trends and developments. The prices of securities issued by such companies may suffer a decline in response to such trends and developments. Securities issued in initial public offerings tend to involve greater market risk than other equity securities due, in part, to public perception and the lack of publicly available information and trading history. Rule 144A securities may be less liquid than other equity securities. Small-capitalization and emerging growth companies may be subject to more abrupt price movements, limited markets and less liquidity than larger, more established companies, which could adversely affect the value of a Fund's portfolio. Growth stocks are generally more sensitive to market movements than other types of stocks primarily because their stock prices are based heavily on future expectations. If the Adviser's assessment of the prospects for a company's growth is wrong, or if the Adviser's judgment of how other investors will value the company's growth is wrong, then the price of the company's stock may fall or not approach the value that the Adviser has placed on it. Value stocks can perform differently from the market as a whole and from other types of stocks. Value stocks also present the risk that their lower valuations fairly reflect their business prospects and that investors will not agree that the stocks represent favorable investment opportunities, and they may fall out of favor with investors and underperform growth stocks during any given period. Common stocks represent an equity or ownership interest in an issuer. In the event an issuer is liquidated or declares bankruptcy, the claims of owners of the issuer's bonds generally take precedence over the claims of those who own preferred stock or common stock.

ESG Investing Risk

A Fund's ESG investment approach could cause a Fund to perform differently compared to funds that do not have such an approach or compared to the market as a whole. A Fund's application of ESG-related considerations may affect the Fund's exposure to certain issuers, industries, sectors, style factors or other characteristics and may impact the relative performance of a Fund—positively or negatively—depending on the relative performance of such investments. Views on what constitutes "ESG investing", and therefore what investments are appropriate for a fund that has an ESG investment approach, may differ by fund, adviser and investor. There is no guarantee that an Adviser's efforts to select investments based on ESG practices will be successful.

Foreign Securities Risk

Foreign securities risk is the risk associated with investments in issuers located in foreign countries. A Fund's investments in foreign securities may experience more rapid and extreme changes in value than investments in securities of U.S. issuers. The securities markets of many foreign countries are relatively small, with a limited number of issuers and a small number of securities. In addition, foreign companies often are not subject to the same degree of regulation as U.S. companies. Reporting, accounting, disclosure, custody and auditing standards and practices of foreign countries differ, in some cases significantly, from U.S. standards and practices, and are often not as rigorous. The Public Company Accounting Oversight Board, which regulates auditors of U.S. public companies, is unable to inspect audit work papers in certain foreign countries. Many countries, including developed nations and emerging markets, are faced with concerns about high government debt levels, credit rating downgrades, the future of the euro as a common currency, possible government debt restructuring and related issues, all of which may cause the value of a Fund's non-U.S. investments to decline. Nationalization, expropriation or confiscatory taxation, currency blockage, the imposition of sanctions by other countries (such as the United States), political changes or diplomatic developments may impair a Fund's ability to buy, sell, hold, receive, deliver, or otherwise transact in certain securities and may also cause the value of a Fund's non-U.S. investments to decline. When imposed, foreign withholding or other taxes reduce a Fund's return on foreign securities. In the event of nationalization, expropriation or other confiscation, a Fund could lose its entire foreign investment. Investments in emerging markets may be subject to these risks to a greater extent than those in more developed markets and securities of developed market companies that conduct substantial business in emerging markets may also be subject to greater risk. These risks also apply to securities of foreign issuers traded in the United States or through depositary receipt programs such as American Depositary Receipts. To the extent a Fund invests a significant portion of its assets in a specific geographic region, the Fund may have more exposure to regional political, economic, environmental, credit/counterparty and information risks. In addition, foreign securities may be subject to increased credit/counterparty risk because of the potential difficulties of requiring foreign entities to honor their contractual commitments.

Hedge Fund Risk

Hedge funds are typically unregulated private investment pools available only to sophisticated investors. They are often illiquid and highly leveraged. Although AlphaSimplex Global Alternatives Fund will not invest directly in hedge funds, because the Fund's investments are intended to provide exposure to the factors that drive hedge fund returns, an investment in the Fund will be subject to many of the same risks associated with an investment in a diversified portfolio of hedge funds. Therefore, AlphaSimplex Global Alternatives Fund's performance may be lower than the returns of the broader stock market and the Fund's net asset value may fluctuate substantially over time.

Index/Tracking Error Risk

This is the risk that, to the extent a Fund's principal investment strategies utilize indices, the Fund's performance may not track the performance of such indices.

Although AlphaSimplex Global Alternatives Fund does not seek to track any particular index, the Fund seeks to analyze the factors that drive hedge fund returns, as determined by reference to one or more indices. These indices may not provide an accurate representation of hedge fund returns generally, and the Adviser's strategy may not successfully identify or be able to replicate factors that drive returns. There is a risk that hedge fund return data provided by third party hedge fund index providers may be inaccurate or may not accurately reflect hedge fund returns due to survivorship bias, self-reporting bias or other biases. Even if an index does provide an accurate representation of hedge fund returns generally, the Fund's performance may not match the returns of any such index during any period of time. For example, the Fund's returns may differ from the returns of an index because of the inability of the Fund's managers to replicate hedge fund returns (which are based on many different types of assets, including illiquid assets, that may not be available for investment by the Fund) using futures and forward contracts and because of differences in volatility between the Fund's portfolio and the returns of the index. In addition, unlike an index, the Fund will be subject to a management fee and other Fund-level expenses. Therefore, the returns of the Fund may differ significantly from returns of hedge funds generally, or the returns of any particular index.

Interest Rate Risk

Interest rate risk is the risk that changes in interest rates will affect the value of a Fund's investments in fixed-income securities, such as bonds, notes, asset-backed securities and other income-producing securities and derivatives. Fixed-income securities are obligations of the issuer to make payments of principal and/or interest on future dates. Increases in interest rates may cause the value of a Fund's investments to decline. In addition, the value of certain derivatives (such as interest rate futures) is related to changes in interest rates and their value may suffer significant decline as a result of interest rate changes. A prolonged period of low interest rates may cause a Fund to have a low or negative yield, potentially reducing the value of your investment. Generally, the value of fixed-income securities, including short-term fixed-income securities, rises when prevailing interest rates fall and falls when interest rates rise. Interest rate risk generally is greater for funds that invest in fixed-income securities with relatively longer durations than for funds that invest in fixed-income securities with shorter durations. A significant change in interest rates could cause a Fund's share price (and the value of your investment) to change. Potential future changes in government monetary policy may affect the level of interest rates.

Investments in Other Investment Companies Risk

A Fund will indirectly bear the management, service and other fees of any other investment companies, including ETFs, in which it invests in addition to its own expenses. A Fund is also indirectly exposed to the same risks as the underlying funds in proportion to the allocation of the Fund's assets among the underlying funds. In addition, investments in ETFs have unique characteristics, including, but not limited to, the expense structure and additional expenses associated with investing in ETFs.

Large Investor Risk

Ownership of shares of a Fund may be concentrated in one or a few large investors. Such investors may redeem shares in large quantities or on a frequent basis. If a large investor redeems a portion or all of its investment in a Fund or redeems frequently, the Fund may be forced to sell investments at unfavorable times or prices, which can affect the performance of the Fund and may increase realized capital gains, including short-term capital gains taxable as ordinary income. In addition, such transactions may accelerate the realization of taxable income to shareholders if a Fund's sales of investments result in gains, and also may increase transaction costs. These transactions potentially limit the use of any capital loss carryforwards and certain other losses to offset future realized capital gains (if any). Such transactions may also increase a Fund's expenses or could result in a Fund's current expenses being allocated over a smaller asset base, leading to an increase in the Fund's expense ratios.

Leverage Risk

Use of derivative instruments may involve leverage. Taking short positions in securities results in a form of leverage. Leverage is the risk associated with securities or investment practices (e.g., borrowing and the use of certain derivatives) that multiply small index, market or asset-price movements into larger changes in value. Leverage magnifies the potential for gain and the risk of loss. As a result, a relatively small decline in the value of the underlying investments could result in a relatively large loss. The use of leverage will increase the impact of gains and losses on a Fund's returns, and may lead to significant losses if investments are not successful.

LIBOR Risk

LIBOR risk is the risk that the transition away from the London Interbank Offered Rate ("LIBOR") may lead to increased volatility and illiquidity in markets that are tied to LIBOR. LIBOR is a benchmark interest rate at which major global banks lend to one another in the international interbank market for short-term loans, and is used extensively in the United States and globally as a "reference rate" for certain financial instruments in which a Fund may invest, including corporate and municipal bonds, bank loans, asset-backed and mortgage-related securities, interest rate swaps and other derivatives. ICE Benchmark Administration, the administrator of LIBOR, ceased publication of most LIBOR settings on a representative basis at the end of 2021 and is expected to cease publication of a majority of U.S. dollar LIBOR settings on a representative basis after June 30, 2023. In addition, global regulators have announced that, with limited exceptions, no new LIBOR-based contracts should be entered into after 2021. Actions by regulators have resulted in the establishment of alternative reference rates to LIBOR in most major currencies; however, the process for amending the interest rate provisions of existing contracts to transition away from LIBOR remains unclear. While some contracts may include "fallback" provisions that provide for an alternative rate setting methodology in the event of the unavailability of LIBOR, not all contracts have such provisions or such provisions may not contemplate the permanent unavailability of LIBOR. There is also significant uncertainty regarding the effectiveness of any such alternative methodologies, including the risk of economic value transfer at the time of transition. The transition away from LIBOR poses a number of other risks, including changed values of LIBOR-related investments and reduced effectiveness of hedging strategies, each of which may adversely affect a Fund's performance. It is difficult at this time to predict the exact impact of the transition away from LIBOR on a Fund or the financial instruments in which a Fund invests.

Liquidity Risk

Liquidity risk is the risk that a Fund may be unable to find a buyer for its investments when it seeks to sell them or to receive the price it expects. Decreases in the number of financial institutions willing to make markets in a Fund's investments or in their capacity or willingness to transact may increase the Fund's exposure to this risk. Events that may lead to increased redemptions, such as market disruptions or increases in interest rates, may also negatively impact the liquidity of a Fund's investments when it needs to dispose of them. If a Fund is forced to sell its investments at an unfavorable time and/or under adverse conditions in order to meet redemption requests, such sales could negatively affect the Fund. Securities acquired in a private placement, such as Rule 144A securities, are generally subject to significant liquidity risk because they are subject to strict restrictions on resale and there may be no liquid secondary market or ready purchaser for such securities. Derivatives, and particularly OTC derivatives, are generally subject to liquidity risk as well. Liquidity issues may also make it difficult to value a Fund's investments. A Fund may invest in liquid investments that become illiquid due to financial distress, or geopolitical events such as sanctions, trading halts or wars. In some cases, especially during times of market turmoil, there may be no buyers or sellers for securities in certain asset classes and a redemption may dilute the interest of the remaining shareholders.

Management Risk

Management risk is the risk that the portfolio managers' investment techniques could fail to achieve a Fund's objective and could cause your investment in a Fund to lose value. Each Fund is subject to management risk because each Fund is actively managed. The portfolio managers will apply their investment techniques and risk analyses in making investment decisions for the Funds, but there can be no guarantee that such decisions will produce the desired results. For example, securities that the portfolio managers expect to appreciate in value may, in fact, decline. Similarly, in some cases, derivative and other investment techniques may be unavailable or the portfolio managers may determine not to use them, even under market conditions where their use could have benefited the Funds.

Market/Issuer Risk

The market value of a Fund's investments will move up and down, sometimes rapidly and unpredictably, based upon political, regulatory, market, economic, and social conditions, as well as developments that impact specific economic sectors, industries, or segments of the market, including conditions that directly relate to the issuers of a Fund's investments, such as management performance, financial condition, and demand for the issuers' goods and services. A Fund is subject to the risk that geopolitical events will adversely affect global economies and markets. War, terrorism, and related geopolitical events have led, and

in the future may lead, to increased short-term market volatility and may have adverse long-term effects on global economies and markets. Likewise, natural and environmental disasters and epidemics or pandemics may be highly disruptive to economies and markets.

Models and Data Risk

The Advisers utilize various proprietary quantitative models to identify investment opportunities. There is a possibility that one or all of the quantitative models may fail to identify profitable opportunities at any time. Furthermore, the models may incorrectly identify opportunities and these misidentified opportunities may lead to substantial loss. Models may be predictive in nature and such models may result in an incorrect assessment of future events. Data used in the construction of models may prove to be inaccurate or stale, which may result in losses for a Fund. Investments selected using the models may perform differently than expected as a result of the market factors used in creating models, the weight given to each such market factor, changes from the market factors' historical trends and technical issues in the construction and implementation of the models (e.g., data problems, and/or software issues). The Advisers' judgments about the weightings among various models and strategies may be incorrect, adversely affecting performance.

Mortgage-Related and Asset-Backed Securities Risk

In addition to the risks associated with investments in fixed-income securities generally (for example, credit, liquidity and valuation risk), mortgage-related and asset-backed securities are subject to the risks of the mortgages and assets underlying the securities as well as prepayment risk, the risk that the securities may be prepaid and result in the reinvestment of the prepaid amounts in securities with lower yields than the prepaid obligations. Conversely, there is a risk that a rise in interest rates will extend the life of a mortgage-related or asset-backed security beyond the expected prepayment time, typically reducing the security's value, which is called extension risk. A Fund also may incur a loss when there is a prepayment of securities that were purchased at a premium. The value of some mortgage-related securities and other asset-backed securities in which a Fund invests may be particularly sensitive to changes in prevailing interest rates, and the ability of a Fund to successfully utilize these instruments may depend in part upon the ability of the Fund's Adviser or Subadviser to forecast interest rates and other economic factors correctly. The risk of non-payment is greater for mortgage-related securities that are backed by mortgage pools that contain "subprime" or "Alt-A" loans (loans made to borrowers with weakened credit histories or with a lower capacity to make timely payments on their loans), but a level of risk exists for all loans. Market factors adversely affecting mortgage loan repayments may include a general economic downturn, high unemployment, a general slowdown in the real estate market, a drop in the market prices of real estate, or an increase in interest rates resulting in higher mortgage payments by holders of adjustable rate mortgages. A Fund's investments in other asset-backed securities are subject to risks similar to those associated with the servicing of those assets. These types of securities may also decline for reasons associated with the underlying collateral.

Options Risk

The value of Gateway Fund's positions in index options may fluctuate in response to changes in the value of the underlying index. Writing index call options limits the opportunity to profit from an increase in the market value of stocks in exchange for up-front cash at the time of selling the call option. Gateway Fund also risks losing all or part of the cash paid for purchasing index put options. Unusual market conditions or the lack of a ready market for any particular option at a specific time may reduce the effectiveness of Gateway Fund's option strategies, and for these and other reasons the Fund's option strategies may not reduce the Fund's volatility to the extent desired. From time to time, Gateway Fund may reduce its holdings of put options, resulting in an increased exposure to a market decline.

REITs Risk

The performance of a Fund that invests in REITs may be dependent in part on the performance of the real estate market and the real estate industry in general. The real estate industry is particularly sensitive to economic downturns. Securities of companies in the real estate industry, including REITs, are sensitive to factors such as changes in real estate values, property taxes and tax laws, interest rates, cash flow of underlying real estate assets, occupancy rates, government regulations affecting zoning, land use and rents, and the management skill and creditworthiness of the issuer. Companies in the real estate industry also may be subject to liabilities under environmental and hazardous waste laws. In addition, the value of a REIT is affected by changes in the value of the properties owned by the REIT or the mortgage loans held by the REIT. REITs also are subject to default and prepayment risk. REITs are dependent upon cash flow from their investments to repay financing costs and also on the ability of the REITs' managers. A Fund will indirectly bear its proportionate share of expenses, including management fees, paid by each REIT in which it invests in addition to the expenses of the Fund.

Short Exposure Risk

A short exposure through a derivative or short sale may present various risks, including credit/counterparty risk and leverage risk. If the value of the asset, asset class or index on which a Fund has obtained a short investment exposure increases, the Fund will incur a loss. Unlike a direct cash investment like a stock, bond or ETF, where the potential loss is limited to the purchase price, the potential risk of loss from a short exposure is theoretically unlimited. Moreover, there can be no assurance that securities necessary to cover (repurchase in order to close) a short position will be available for purchase. If a Fund is unable to borrow the security it wishes to sell short or otherwise enter into a short position at an advantageous time or price, the Fund's ability to pursue its short sale strategy may be adversely affected. A Fund's use of short sales involves additional investment risks and transaction costs. To sell a security short, a Fund must borrow that security from a lender, such as a prime broker, and deliver it to a counterparty. When closing a short sale, the Fund will have to purchase the security it originally sold short. A Fund may not be able to purchase that security at an advantageous time or price, which may lower the Fund's return or result in a loss. While short exposure can be used to further a Fund's investment objective, under certain market conditions, it can increase the volatility of a Fund and decrease the liquidity of a Fund. Asset segregation and collateral posting requirements related to short exposures may limit a Fund's investment flexibility. Ordinarily, a Fund will incur a fee or pay a premium to borrow securities, may also be required to pay interest charges and will

have to repay the lender any dividends or interest that accrue on the security while the loan is outstanding. Other short exposures may impose similar costs. The amount of the premium, dividends, interest or expenses a Fund pays in connection with short exposure will decrease the amount of any gain from a short sale and increase the amount of any loss.

Small- and Mid-Capitalization Companies Risk

Compared to companies with large market capitalization, small- and mid-capitalization companies are more likely to have limited product lines, markets or financial resources, or to depend on a small, inexperienced management group. Securities of these companies often trade less frequently and in limited volume and their prices may fluctuate more than stocks of large-capitalization companies. Securities of small- and mid-capitalization companies may therefore be more vulnerable to adverse developments than those of large-capitalization companies. As a result, it may be relatively more difficult for a Fund to buy and sell securities of small- and mid-capitalization companies.

U.S. Government Securities Risk

Investments in certain U.S. government securities may not be supported by the full faith and credit of the U.S. government. Accordingly, no assurance can be given that the U.S. government will provide financial support to U.S. government agencies, instrumentalities or sponsored enterprises if it is not obligated to do so by law. The maximum potential liability of the issuers of some U.S. government securities held by the Fund may greatly exceed their current resources, and it is possible that these issuers will not have the funds to meet their payment obligations in the future. In such a case, a Fund would have to look principally to the agency, instrumentality or sponsored enterprise issuing or guaranteeing the security for ultimate repayment, and the Fund may not be able to assert a claim against the U.S. government itself in the event the agency, instrumentality or sponsored enterprise does not meet its commitment. Concerns about the capacity of the U.S. government to meet its obligations may raise the interest rates payable on its securities, negatively impacting the price of such securities already held by a Fund.

Valuation Risk

This is the risk that a Fund has valued certain securities or positions at a higher price than the price at which they can be sold. This risk may be especially pronounced for investments, such as derivatives, which may be illiquid or which may become illiquid.

Management Team

Meet the Funds' Investment Advisers and Subadviser

The Natixis Funds family currently includes 40 mutual funds (the "Natixis Funds"). The Natixis Funds family had combined assets of \$58.4 billion as of December 31, 2021. Natixis Funds are distributed through Natixis Distribution, LLC (the "Distributor").

Advisers

AlphaSimplex, located at 200 State Street, Boston, Massachusetts 02109, serves as the adviser to AlphaSimplex Global Alternatives Fund and AlphaSimplex Managed Futures Strategy Fund. AlphaSimplex was founded in 1999 and specializes in providing quantitative advisory and subadvisory services. As of December 31, 2021, it serves as investment adviser or subadviser with respect to assets of \$4.0 billion. AlphaSimplex makes investment decisions for the AlphaSimplex Global Alternatives Fund and the AlphaSimplex Managed Futures Strategy Fund.

The aggregate advisory fees paid by the Funds (including the fees paid by the Funds' Commodity Subsidiaries, if applicable) during the fiscal year ended December 31, 2021, as a percentage of each Fund's average daily net assets, were 0.99% for AlphaSimplex Global Alternatives Fund and 1.25% for AlphaSimplex Managed Futures Strategy Fund (after waiver).

Gateway, located at 312 Walnut Street, Cincinnati, Ohio 45202, serves as the adviser to the Gateway Equity Call Premium Fund and the Gateway Fund. Gateway is a registered investment adviser that specializes in the management of index option-based strategies for high net worth individuals, investment companies, pension and profit sharing plans, charitable organizations and corporations. Gateway and its predecessor organizations have provided investment advisory services since 1977. Gateway had approximately \$11.56 billion in assets under management as of December 31, 2021. Gateway makes investment decisions for the Gateway Equity Call Premium Fund and the Gateway Fund.

The aggregate advisory fees paid by the Funds during the fiscal year ended December 31, 2021, as a percentage of each Fund's average daily net assets, were 0.44% for the Gateway Equity Call Premium Fund (after waiver) and 0.58% for the Gateway Fund (after waiver).

Mirova US, located at 888 Boylston Street, Suite 500, Boston, Massachusetts 02199-8197, serves as the adviser to the Mirova Global Green Bond Fund, Mirova Global Sustainable Equity Fund, Mirova International Equity Fund and Mirova U.S. Sustainable Equity Fund. Mirova US was formed in 2018 and began operations on March 29, 2019 and specializes in globally diversified portfolio management. Mirova US had \$9.3 billion in assets under management as of December 31, 2021. Mirova US has entered into a personnel-sharing arrangement with its Paris-based affiliate, Mirova, which is part of Natixis Investment Managers, LLC ("Natixis Investment Managers"). Pursuant to this arrangement, certain employees of Mirova, as a "participating affiliate," serve as "associated persons" of Mirova US and, in this capacity, are subject to the oversight of Mirova US and its Chief Compliance Officer. These associated persons will, on behalf of Mirova US, provide discretionary investment management services (including acting as portfolio managers), research and related services to the Funds in accordance with the investment objectives, policies and limitations set forth in the Prospectus and SAI. Unlike Mirova US, Mirova is

not registered as an investment adviser with the Securities and Exchange Commission (the “SEC”). The personnel-sharing arrangement is based on no-action letters of the staff of the SEC that permit SEC-registered investment advisers to rely on and use the resources of advisory affiliates, subject to certain conditions.

The aggregate advisory fees paid by the Funds during the fiscal year ended December 31, 2021 as a percentage of each Fund’s average daily net assets were 0.09% for the Mirova Global Green Bond Fund (after waiver), 0.80% for the Mirova Global Sustainable Equity Fund, 0.26% for the Mirova International Sustainable Equity Fund (after waiver) and 0.00% for the Mirova U.S. Sustainable Equity Fund (after waiver).

Natixis Advisors, LLC (“Natixis Advisors”), located at 888 Boylston Street, Suite 800, Boston, Massachusetts 02199-8197, serves as the adviser to the Vaughan Nelson Mid Cap Fund and Vaughan Nelson Small Cap Value Fund. Natixis Advisors oversees, evaluates, and monitors the subadvisory services provided to the Vaughan Nelson Mid Cap Fund and Vaughan Nelson Small Cap Value Fund. It also provides general business management and administration to the Vaughan Nelson Mid Cap Fund and Vaughan Nelson Small Cap Value Fund. Natixis Advisors does not determine what investments will be purchased or sold by the Funds. The subadviser listed below makes the investment decisions for the Fund.

The aggregate advisory and subadvisory fees paid by the Funds during the fiscal year ended December 31, 2021 as a percentage of each Fund’s average daily net assets were 0.72% for the Vaughan Nelson Mid Cap Fund (after waiver) and 0.71% for the Vaughan Nelson Small Cap Value Fund (after waiver).

Subadviser

Vaughan Nelson, located at 600 Travis Street, Suite 3800, Houston, Texas 77002, serves as subadviser to the Vaughan Nelson Mid Cap Fund and Vaughan Nelson Small Cap Value Fund. Vaughan Nelson is a subsidiary of Natixis Investment Managers. Originally founded in 1970, Vaughan Nelson focuses primarily on managing equity and fixed-income funds for clients who consist of foundations, university endowments, corporate retirement plans and family/individual funds. As of December 31, 2021, Vaughan Nelson had \$15.5 billion in assets under management.

The aggregate advisory and subadvisory fees paid by the Funds during the fiscal year ended December 31, 2021, as a percentage of each Fund’s average daily net assets, were 0.72% Vaughan Nelson Mid Cap Fund (after waiver) and 0.71% for Vaughan Nelson Small Cap Value Fund (after waiver).

Subadvisory Agreements

Natixis Advisors and the Natixis Funds have received an exemptive order from the SEC (the “Order”), which permits Natixis Advisors, subject to approval by the Board of Trustees but without shareholder approval, to hire or terminate, and to modify any existing or future subadvisory agreement with, subadvisers that are not affiliated with Natixis Advisors as well as subadvisers that are indirect or direct wholly-owned subsidiaries of Natixis Advisors or of another company that, indirectly or directly, wholly owns Natixis Advisors. Before any Natixis Fund can begin to rely on the exemptions described above, a majority of the shareholders of the Fund must approve the Fund’s ability to rely on the Order. Shareholders of certain Natixis Funds have already approved the Fund’s operation under the manager-of-managers structure contemplated by the Order. If a new subadviser is hired for a Fund, shareholders will receive information about the new subadviser within 90 days of the change.

A discussion of the factors considered by the Funds’ Board of Trustees in approving the Funds’ investment advisory and subadvisory contracts is available in each Fund’s semi-annual report for the period ended June 30, 2021.

The Funds consider the series of Natixis Funds Trust I, Natixis Funds Trust II, Natixis Funds Trust IV, Gateway Trust, Loomis Sayles Funds I, Loomis Sayles Funds II, Natixis ETF Trust and Natixis ETF Trust II, all of which are advised or subadvised by Natixis Advisors, Loomis Sayles & Company, L.P., AEW Capital Management, L.P., AlphaSimplex Group, LLC, Gateway Investment Advisers, LLC, Mirova US LLC, Harris Associates L.P. or Vaughan Nelson (collectively, the “Affiliated Investment Managers”), to be part of the “same group of investment companies” under Section 12(d)(1)(G) of the Investment Company Act of 1940, as amended (the “1940 Act”), for the purchase of other investment companies. The Affiliated Investment Managers are all under common control.

Portfolio Trades

In placing portfolio trades, a Fund’s adviser or subadviser may use brokerage firms that market the Funds’ shares or are affiliated with Natixis Investment Managers, Natixis Advisors or any adviser or subadviser. In placing trades, any adviser or subadviser will seek to obtain the best combination of price and execution, which involves a number of subjective factors. Such portfolio trades are subject to applicable regulatory restrictions and related procedures adopted by the Board of Trustees.

Meet the Funds’ Portfolio Managers

The following persons have had primary responsibility for the day-to-day management of the indicated Fund’s portfolio since the dates stated below.

AlphaSimplex

Alexander D. Healy - Dr. Healy joined AlphaSimplex in 2007 and currently serves as Chief Investment Officer. Dr. Healy has served as co-portfolio manager of the AlphaSimplex Global Alternatives Fund and AlphaSimplex Managed Futures Strategy Fund since 2014. Dr. Healy received an A.B. in Mathematics and Computer Science in 2002 and a Ph.D. in Theoretical Computer Science in 2007, both from Harvard University.

Kathryn M. Kaminski - Dr. Kaminski joined AlphaSimplex in 2018 and currently serves as Chief Research Strategist. Dr. Kaminski has served as co-portfolio manager of AlphaSimplex Managed Futures Strategy Fund since 2018 and AlphaSimplex Global Alternatives Fund since 2020. Prior to joining AlphaSimplex, Dr. Kaminski was a visiting scientist at the Massachusetts Institute of Technology (“MIT”) Laboratory for Financial Engineering. Prior to this, she held portfolio

management positions as a director, investment strategies at Campbell and Company and as a senior investment analyst at RPM, a CTA fund of funds. Dr. Kaminski earned a B.S. in Electrical Engineering and a Ph.D. in Operations Research from MIT.

Timothy J. Kang - Mr. Kang joined AlphaSimplex in 2018 and currently serves as Research Scientist. Mr. Kang has served as co-portfolio manager of AlphaSimplex Global Alternatives Fund since 2020. Prior to joining AlphaSimplex, Mr. Kang was a trading intern at Susquehanna International Group. Mr. Kang also interned in machine learning at PsychSignal and worked as an undergraduate research assistant at the Harvard School of Engineering and Applied Sciences. Mr. Kang earned an A.B. in Statistics with a minor in Computer Science from Harvard University.

Peter A. Lee - Mr. Lee joined AlphaSimplex in 2007 and currently serves as Senior Research Scientist for hedge fund strategies. Mr. Lee has served as co-portfolio manager of the AlphaSimplex Global Alternatives Fund since 2010. Mr. Lee received an A.B. in Applied Mathematics with a secondary field in Economics from Harvard University in 2007 as well as an S.M. in Operations Research from MIT in 2016.

Philippe P. Lüdi, CFA® - Dr. Lüdi joined AlphaSimplex in 2006 and currently serves as Senior Research Scientist, focusing on global macro strategies as well as system engineering. Dr. Lüdi has served as co-portfolio manager of both the AlphaSimplex Global Alternatives Fund and the AlphaSimplex Managed Futures Strategy Fund since 2014. Dr. Lüdi received the equivalent of an M.A. in Molecular and Computational Biology from the University of Basel in 2000, followed by an M.S. in Statistics in 2002 and a Ph.D. in Bioinformatics in 2006, both from Duke University. Dr. Lüdi holds the designation of Chartered Financial Analyst®.

John C. Perry - Dr. Perry joined AlphaSimplex in 2012 and currently serves as Senior Research Scientist, focusing on research and portfolio management. Dr. Perry has served as co-portfolio manager of the AlphaSimplex Managed Futures Strategy Fund since 2017. Dr. Perry received a B.S. in Computer Engineering from the University of Utah and an M.S. in Management and a Ph.D. in Electrical Engineering and Computer Science from MIT.

Robert S. Rickard - Mr. Rickard joined AlphaSimplex in 2015 and currently holds the position of Portfolio Manager. Mr. Rickard has been a co-portfolio manager of the AlphaSimplex Global Alternatives Fund since 2008 and the AlphaSimplex Managed Futures Strategy Fund since 2010. Mr. Rickard focused on the management of short-term assets at Reich & Tang from 1992 to 2015. Mr. Rickard holds an M.B.A. in Finance from Pace University and a B.S. in Accounting from Siena College.

Gateway

Daniel M. Ashcraft, CFA® - Daniel M. Ashcraft joined Gateway in 2009 and holds the position of Portfolio Manager. He has been co-portfolio manager of the Gateway Equity Call Premium Fund since 2014 and the Gateway Fund since 2016. Mr. Ashcraft received a B.A. from Miami University of Ohio. He holds the designation of Chartered Financial Analyst®.

Michael T. Buckius, CFA® - Mr. Buckius joined Gateway L.P. in 1999 and holds the positions of President and Chief Investment Officer at Gateway. He has been a co-portfolio manager of the Gateway Equity Call Premium Fund since 2014 and the Gateway Fund since 2008 and serves as co-portfolio manager of several funds sub-advised by Gateway. Mr. Buckius holds a B.A. and M.B.A. in Finance from Loyola College in Baltimore. He holds the designation of Chartered Financial Analyst®.

Paul R. Stewart*, CFA® - Mr. Stewart joined the Predecessor Adviser, Gateway Investment Advisers, L.P. ("Gateway L.P.") in 1995. He served as treasurer of the Gateway Trust through 1999 and as Chief Financial Officer of Gateway L.P. through 2003. He became a Senior Vice President of Gateway L.P. and began working in the area of portfolio management in 2000. Mr. Stewart was appointed Chief Investment Officer of Gateway L.P. in 2006 and Chief Executive Officer of Gateway in 2013 and has served as co-portfolio manager of the Gateway Fund since 2006. Mr. Stewart received a BBA from Ohio University in 1988. He holds the designation of Chartered Financial Analyst®.

Kenneth H. Toft, CFA® - Mr. Toft joined Gateway L.P. in 1992 and holds the positions of Senior Vice President and Portfolio Manager at Gateway. He has been co-portfolio manager of the Gateway Equity Call Premium Fund since 2014 and the Gateway Fund since 2013. Mr. Toft holds a B.A. and M.B.A. from the University of Cincinnati. He holds the designation of Chartered Financial Analyst®.

Mitchell J. Trotta, CFA® - Mr. Trotta joined Gateway L.P. in 2016 and holds the position of Portfolio Manager at Gateway. He has been co-portfolio manager of the Gateway Equity Call Premium Fund and the Gateway Fund since 2021. Mr. Trotta received a BBA from the University of Cincinnati. He holds the designation of Chartered Financial Analyst®.

*Effective June 30, 2022, Paul R. Stewart will no longer serve as portfolio manager of the Gateway Fund.

Mirova US

Marc Briand - Marc Briand has served as portfolio manager of the Mirova Global Green Bond Fund since its inception in 2017. Mr. Briand is a portfolio manager with Mirova, which he joined in 2013 as head of Fixed Income. Prior to joining Mirova, he was responsible for aggregate strategy management at Ostrum Asset Management ("Ostrum AM") from 2007 to 2013. Marc Briand has been involved in ESG strategies since 2008 and Green Bond investments since 2012. He has held various portfolio management and team leader positions at Caisse des Dépôts et Consignations, CDC Gestion. Mr. Briand is a graduate of the French business school Institut Supérieur de Gestion in Paris and has over 33 years of investment experience.

Hua Cheng, CFA®, PhD - Hua Cheng has served as co-portfolio manager of the Mirova Global Sustainable Equity Fund since its inception in 2016, the Mirova International Sustainable Equity Fund since 2018 and the Mirova U.S. Sustainable Equity Fund since its inception in 2020. Dr. Cheng is a Portfolio Manager with Mirova US, which he joined in 2018. Prior to joining Mirova US, he was a portfolio manager with Mirova, which he joined in 2014. Prior to

joining Mirova, Dr. Cheng was portfolio manager at Vega Investment Managers from 2007 to 2014. Dr. Cheng holds a Ph.D. in Financial Economics from the University Paris Dauphine (France). He holds the designation of Chartered Financial Analyst® and has over 15 years of investment experience.

Amber Fairbanks, CFA® - Amber Fairbanks has served as co-portfolio manager of the Mirova Global Sustainable Equity Fund and the Mirova International Sustainable Equity Fund since 2018 and the Mirova U.S. Sustainable Equity Fund since its inception in 2020. Ms. Fairbanks is a Portfolio Manager with Mirova US, which she joined in 2018. Prior to joining Mirova US, she was a portfolio manager at Zevin Asset Management. Ms. Fairbanks holds a master's degree in business administration from the Carroll Graduate School of Management, Boston College, with a concentration in finance. She holds the designation of Chartered Financial Analyst® and has over 20 years of investment experience.

Jens Peers, CFA® - Jens Peers has served as co-portfolio manager of the Mirova Global Sustainable Equity Fund since its inception in 2016, the Mirova International Sustainable Equity Fund since 2018 and the Mirova U.S. Sustainable Equity Fund since its inception 2020. Mr. Peers is Chief Executive Officer and Chief Investment Officer of Mirova US and Global Chief Investment Officer with Mirova, which he joined in 2013. Prior to joining Mirova, he was Head of Portfolio Management – Environmental Strategies for Kleinwort Benson Investors in Dublin, Ireland from 2003 to 2013. Mr. Peers holds a master's degree in applied economics from the University of Antwerp, Belgium. He holds the designation of Chartered Financial Analyst®, is a CEFA (Certified European Financial Analyst of the BVFA-ABAF - Belgian Association of Financial Analysts) and has over 22 years of investment experience.

Charles Portier - Charles Portier has served as portfolio manager of the Mirova Global Green Bond Fund since 2018. Mr. Portier is a portfolio manager at Mirova, which he joined in 2016. Prior to joining Mirova, he was a portfolio manager assistant in the fixed income multi-strategies team at Ostrum AM from 2008 to 2016. Mr. Portier holds a master's degree in econometrics from the French University of la Sorbonne in Paris and has over 13 years of investment experience.

Bertrand Rocher - Bertrand Rocher has served as a portfolio manager of the Mirova Global Green Bond Fund since 2020. Mr. Rocher is Portfolio Manager/Senior Credit Analyst with Mirova which he joined in 2018. Prior to joining Mirova, Mr. Rocher was Cyclical and High Yield sector analyst at Ostrum AM from 2010 to 2018. Mr. Rocher graduated from the SKEMA Business School and holds a master's degree in Finance from The Paris Institute of Political Studies and has over 23 years of investment experience.

Mr. Briand, Mr. Portier and Mr. Rocher are employees of Mirova, the parent company of Mirova US, and provide portfolio management through a personnel-sharing arrangement between Mirova and Mirova US.

Vaughan Nelson

Dennis G. Alff, CFA® - Dennis G. Alff has co-managed the Vaughan Nelson Mid Cap Fund since 2008. Mr. Alff, a Senior Portfolio Manager of Vaughan Nelson, joined the firm in 2006. Mr. Alff received a B.S. from the United States Military Academy and an M.B.A. from Harvard Business School. Mr. Alff holds the designation of Chartered Financial Analyst® and has over 24 years of investment management and research experience.

Stephen Davis, CFA® - Stephen Davis has co-managed the Vaughan Nelson Small Cap Value Fund since 2019. Mr. Davis, a Portfolio Manager of Vaughan Nelson, joined the firm in 2010. Mr. Davis received a B.A. from Rice University. Mr. Davis holds the designation of Chartered Financial Analyst® and has over 16 years of investment management and research experience.

James Eisenman, CFA® - James Eisenman has co-managed the Vaughan Nelson Small Cap Value Fund since 2022. Mr. Eisenman, a Portfolio Manager of Vaughan Nelson, joined the firm in 2005. Mr. Eisenman received a B.B.A. and M.B.A. in Accounting from Ohio State University. Mr. Eisenman holds the designation of Chartered Financial Analyst and is a Certified Public Accountant in the State of Texas with over 15 years of investment management and research experience.

Chad D. Fargason - Chad D. Fargason has co-managed the Vaughan Nelson Mid Cap Fund since 2013. Dr. Fargason, Senior Portfolio Manager of Vaughan Nelson, joined the firm in 2013. Prior to joining the firm Dr. Fargason was a Director at KKR & Co. Dr. Fargason received a Ph.D. from Duke University, M.A. from Duke University and a B.A. from Rice University. Dr. Fargason has over 21 years investment management and research experience.

Chris D. Wallis, CFA® - Chris D. Wallis has co-managed Vaughan Nelson Small Cap Value Fund and Vaughan Nelson Mid Cap Fund since 2004 and 2008, respectively. Mr. Wallis, Chief Executive Officer and a Senior Portfolio Manager of Vaughan Nelson, joined the firm in 1999. Mr. Wallis received a B.B.A. from Baylor University and an M.B.A. from Harvard Business School. Mr. Wallis holds the designation of Chartered Financial Analyst® and has over 29 years of investment/financial analysis and accounting experience.

Please see the SAI for information on portfolio manager compensation, other accounts under management by the portfolio managers and the portfolio managers' ownership of securities in the Funds.

Additional Information

The Funds enter into contractual arrangements with various parties, including, among others, the Advisers, Subadvisers, the Distributor and the Funds' custodian and transfer agent, who provide services to the Funds. Shareholders are not parties to, or intended to be third-party beneficiaries of, any of those contractual arrangements, and those contractual arrangements are not intended to create in any individual shareholder or group of shareholders any right to enforce such arrangements against the service providers or to seek any remedy thereunder against the service providers, either directly or on behalf of the Funds.

This Prospectus provides information concerning the Funds that you should consider in determining whether to purchase shares of the Funds. None of this Prospectus, the SAI or any contract that is an exhibit to the Funds' registration statement, is intended to, nor does it, give rise to an agreement or contract

between the Funds and any investor, or give rise to any contract or other rights in any individual shareholder, group of shareholders or other person other than any rights conferred explicitly by applicable federal or state securities laws that may not be waived.

Fund Services

Investing in the Funds

Choosing a Share Class

Each class has different costs associated with buying, selling and holding Fund shares, which allows you to choose the class that best meets your needs. Which class is best for you depends upon a number of factors, including the size of your investment and how long you intend to hold your shares. Certain share classes and certain shareholder features may not be available to you if you hold your shares through a financial intermediary. Your financial representative can help you decide which class of shares is most appropriate for you. The Funds may engage financial intermediaries to receive purchase, exchange and sell orders on their behalf. Accounts established directly with the Funds will be serviced by the Funds' transfer agent. The Funds, the Funds' transfer agent and the Distributor do not provide investment advice.

Class A Shares

- You pay a sales charge when you buy Class A shares. There are several ways to reduce this charge. See the section "How Sales Charges Are Calculated."
- You pay lower annual expenses than Class C shares, giving you the potential for higher returns per share. However, where front-end sales charges are applicable, returns are earned on a smaller amount of your investment.
- You pay higher expenses than Class N or Class Y shares.
- You do not pay a sales charge if your total investment reaches \$1 million or more, but you may pay a charge on redemptions if you redeem these shares within 18 months of purchase.
- The Gateway Fund acquired the assets and liabilities of the Gateway Predecessor Fund in a Reorganization on February 15, 2008. If you held shares of the Gateway Predecessor Fund in your existing account as of the date of the Reorganization, you are eligible to purchase additional Class A shares without a sales charge or a contingent deferred sales charge ("CDSC") through your existing account, provided you have held fund shares in your existing account since that date.

Due to operational limitations at your financial intermediary, a sales charge or CDSC may be assessed unless you inform the financial intermediary *at the time you make any additional purchase* that you were a shareholder of the Gateway Predecessor Fund and are eligible to purchase Class A shares without a sales charge or CDSC. Notwithstanding the foregoing, former shareholders of the Gateway Predecessor Fund may not be eligible to purchase shares at NAV through a financial intermediary if the nature of your relationship with, and/or the services you receive from, the financial intermediary changes. Please consult your financial representative for further details.

Class C Shares

- You do not pay a sales charge when you buy Class C shares. All of your money goes to work for you right away.
- You pay higher annual expenses than Class A, Class N, Class T and Class Y shares.
- You may pay a sales charge on redemptions if you sell your Class C shares within one year of purchase.
- Investors will not be permitted to purchase \$1 million or more of Class C shares as a single investment per account. There may be certain exceptions to this restriction for omnibus and other nominee accounts. Investors may want to consider the lower operating expense of Class A shares in such instances. You may pay a charge on redemptions if you redeem Class A shares within 18 months of purchase.
- Except as noted below, Class C shares will automatically convert to Class A shares after eight years. Please see the section "Exchanging or Converting Shares" for details regarding a conversion of shares. Generally, to be eligible to have your Class C shares automatically converted to Class A shares, the Fund or the financial intermediary through which you purchased your shares will need to have records verifying that your Class C shares have been held for eight years. Due to operational limitations at your financial intermediary, your ability to have your Class C shares automatically converted to Class A shares may be limited. Group retirement plans of certain financial intermediaries who hold Class C shares with the Fund in an omnibus account do not track participant level aging of shares and therefore these shares will not be eligible for an automatic conversion. Certain intermediaries may convert your Class C shares to Class A shares in accordance with a conversion schedule that may differ from the one described above. Please consult your financial representative for more information.

Class N Shares

- You have a minimum initial investment of \$1,000,000. There are several ways to waive this minimum. See the section "Purchase and Sale of Fund Shares."
- You do not pay a sales charge when you buy Class N shares. All of your money goes to work for you right away.
- You do not pay a sales charge on redemptions.
- You may pay lower annual expenses than Class A, Class C, Class T and Class Y shares, giving you the potential for higher returns per share.

Class T Shares

- Class T shares of the Funds are not currently available for purchase.
- The shares are available to a limited type of investor. See the section “Purchase and Sale of Fund Shares.”
- You pay a sales charge when you buy Class T shares. This charge is reduced for purchases of \$250,000 or more. See the section “How Sales Charges Are Calculated.”
- You pay lower annual expenses than Class C shares, giving you the potential for higher returns per share. However, where front-end sales charges are applicable, returns are earned on a smaller amount of your investment.
- You pay higher expenses than Class N and Class Y shares.

Class Y Shares

- You have a minimum initial investment of \$100,000. There are several ways to waive this minimum. See the section “Purchase and Sale of Fund Shares.”
- You do not pay a sales charge when you buy Class Y shares. All of your money goes to work for you right away.
- You do not pay a sales charge on redemptions.
- You pay lower annual expenses than Class A, Class C and Class T shares, giving you the potential for higher returns per share.
- You may pay higher annual expenses than Class N shares.

For information about a Fund’s expenses, see the section “Fund Fees & Expenses” in each Fund Summary.

How Sales Charges Are Calculated

Class A Shares

The price that you pay when you buy Class A shares (the “offering price”) is their NAV plus a sales charge (sometimes called a “front-end sales charge”), which varies depending upon the size of your purchase:

Class A Sales Charges***

All Funds Except Mirova Global Green Bond Fund		
Your Investment	As a % of offering price	As a % of your investment
Less than \$50,000	5.75%	6.10%
\$50,000 – \$99,999	4.50%	4.71%
\$100,000 – \$249,999	3.50%	3.63%
\$250,000 – \$499,999	2.50%	2.56%
\$500,000 – \$999,999	2.00%	2.04%
\$1,000,000 or more***	0.00%	0.00%

Mirova Global Green Bond Fund		
Your Investment	As a % of offering price	As a % of your investment
Less than \$100,000	4.25%	4.44%
\$100,000 – \$249,999	3.50%	3.63%
\$250,000 – \$499,999	2.50%	2.56%
\$500,000 – \$999,999	2.00%	2.04%
\$1,000,000 or more***	0.00%	0.00%

* Due to rounding, the actual sales charge for a particular transaction may be higher or lower than the rates listed above.

** Not imposed on shares that are purchased with reinvested dividends or other distributions.

*** For purchases of Class A shares of the Fund of \$1 million or more, there is no front-end sales charge, but a CDSC of 1.00% may apply to redemptions of your shares within 18 months of the date of purchase. See the section “How the CDSC is Applied to Your Shares.”

Investors who were Gateway Predecessor Fund shareholders as of the date of the Reorganization may purchase additional Class A shares for their accounts existing as of the date of the Reorganization without the imposition of an initial sales charge or a CDSC.

If you invest in Class A shares through a financial intermediary, it is the responsibility of the financial intermediary to ensure that you obtain the proper “breakpoint” discount. At the time of purchase you must inform the Distributor and the financial intermediary of the existence of other accounts in which there are holdings eligible to be aggregated to meet sales load breakpoints of the Funds. You may be required to provide certain records and information, such as account statements, with respect to all of your accounts that hold shares, including accounts with other financial intermediaries and your family members’ and other related party accounts, in order to verify your eligibility for a reduced sales charge. If the Distributor is not notified that you are eligible for a reduced sales charge, the Distributor will be unable to ensure that the reduction is applied to your account. Additional information concerning sales load breakpoints is available from your financial intermediary, by visiting the Funds’ website at im.natixis.com (click on “Sales Charges” at the bottom of the home page) or in the SAI.

Reducing Front-End Sales Charges

There are several ways you can lower your sales charge for Class A shares, including:

- **Letter of Intent** — By signing a Letter of Intent, you may purchase Class A shares of any Natixis Fund over a 13-month period but pay sales charges as if you had purchased all shares at once. This program can save you money if you plan to invest \$50,000 or more (or \$100,000 or more into Mirova Global Green Bond Fund) within 13 months.
- **Cumulative Purchase Discount** — You may be entitled to a reduced sales charge if your “total investment” reaches a breakpoint for a reduced sales charge. The total investment is determined by adding the amount of your current purchase in a Fund, including the applicable sales charge, to the current

public offering price of all series and classes of shares (excluding Class T shares) of the Natixis Funds held by you in one or more accounts. If your total investment exceeds a sales charge breakpoint in the table above, the lower sales charge applies to the entire amount of your current purchase in a Fund.

- **Combining Accounts** — This allows you to combine shares of multiple Natixis Funds and classes for purposes of calculating your sales charge

Individual Accounts: You may elect to combine your purchase(s) and your total investment, as defined above, with the purchases and total investment of your spouse, parents, children, siblings, grandparents, grandchildren, in-laws (of those previously mentioned), individual retirement accounts, sole proprietorships, single trust estates and any other individuals acceptable to the Distributor.

Certain Retirement Plan Accounts: The Distributor may, at its discretion, combine the purchase(s) and total investment of all qualified participants in the same retirement plan for purposes of determining the availability of a reduced sales charge.

In most instances, individual accounts may not be linked with certain retirement plan accounts for the purposes of calculating sales charges. Savings Incentive Match Plan for Employees ("SIMPLE IRA") contributions will automatically be linked with those of other participants in the same SIMPLE IRA Plan (Class A shares only) using the Natixis Funds prototype document. SIMPLE IRA accounts may not be linked with any other Natixis Fund account for rights of accumulation. Please refer to the SAI for more detailed information on combining accounts.

Eliminating Front-End Sales Charges and CDSCs

Class A shares may be offered without front-end sales charges or a CDSC to the following individuals and institutions:

- Clients of a financial intermediary that has entered into an agreement with the Distributor and has been approved by the Distributor to offer Fund shares to self-directed investment brokerage accounts that may or may not charge a transaction fee;
- Any government entity that is prohibited from paying a sales charge or commission to purchase mutual fund shares;
- All employees of financial intermediaries under arrangements with the Distributor (this also applies to spouses and children under the age of 21 of those mentioned);
- Fund trustees, former trustees, employees of affiliates of the Natixis Funds and other individuals who are affiliated with any Natixis Fund (this also applies to any spouse, parents, children, siblings, grandparents, grandchildren and in-laws of those mentioned);
- Certain Retirement Plans. The availability of this pricing may depend upon the policies and procedures of your specific financial intermediary; consult your financial adviser;
- Non-discretionary and non-retirement accounts of bank trust departments or trust companies, but only if they principally engage in banking or trust activities;
- Investors who were Gateway Predecessor Fund shareholders as of the date of the Reorganization (see the section "Choosing a Share Class");
- Fee Based Programs of certain broker-dealers, the Advisers or the Distributor. Please consult your financial representative to determine if your fee based program is subject to additional or different conditions or fees; and
- Registered Investment Advisers investing on behalf of clients in exchange for an advisory, management or consulting fee.

In order to receive Class A shares without a front-end sales charge or a CDSC, you must notify the appropriate Fund of your eligibility at the time of purchase. Due to operational limitations at your financial intermediary, a sales charge or a CDSC may be assessed; please consult your financial representative.

The availability of certain sales charge waivers and discounts will depend on whether you purchase your shares directly from a Fund or through a financial intermediary. Intermediaries may have different policies and procedures regarding the availability of front-end sales load waivers or CDSC waivers, which are discussed below. In all instances, it is the purchaser's responsibility to notify the Fund or the purchaser's financial intermediary at the time of purchase of any relationship or other facts qualifying the purchaser for sales charge waivers or discounts. **For waivers and discounts not available through a particular intermediary, shareholders will have to purchase Fund shares directly from the Fund or through another intermediary to receive these waivers or discounts. Please see Appendix A to this Prospectus for information regarding eligibility for load waivers and discounts available through specific financial intermediaries, which may differ from those disclosed elsewhere in this Prospectus or in the SAI.**

Repurchasing Fund Shares

You may apply proceeds from redeeming Class A shares of a Fund to repurchase Class A shares of any Natixis Fund **without paying a front-end sales charge**. To qualify, you must reinvest some or all of the proceeds within 120 days after your redemption and notify Natixis Funds in writing (directly or through your financial representative) at the time of reinvestment that you are taking advantage of this privilege. You may reinvest your proceeds by returning your original redemption check or sending a new check for some or all of the redemption amount. Please note: for U.S. federal income tax purposes, **a redemption generally is treated as a sale that involves tax consequences, even if the proceeds are later reinvested**. Please consult your tax adviser to discuss how a redemption would affect you.

Eliminating the CDSC

As long as the Distributor is notified at the time you sell, the CDSC for Class A shares will generally be eliminated in the following cases: (1) to make distributions from Certain Retirement Plans to pay plan participants or beneficiaries due to death, disability, separation from service, normal or early retirement, loans from the plan, hardship withdrawals, return of excess contributions, or required minimum distributions at age 72* (an individual participant's voluntary distribution or a total plan termination or total plan redemption may incur a CDSC); (2) to make payments through a systematic withdrawal plan; (3)

due to shareholder death or disability; (4) to return excess IRA contributions; or (5) to make required minimum distributions at age 72* (applies only to the amount necessary to meet the required minimum distributions).

Due to operational limitations at your financial intermediary, a CDSC may be assessed, notwithstanding the exemptions above; please consult your financial representative. Please see the SAI for more information on eliminating or reducing front-end sales charges and the CDSC.

* The Required Minimum Distribution age is 70 1/2 if you turned this age on or before December 31, 2019. If you turned 70 1/2 after December 31, 2019, the Required Minimum Distribution age is 72.

Class C Shares

The offering price of Class C shares is their NAV without a front-end sales charge. Class C shares are subject to a CDSC of 1.00% on redemptions made within one year of the date of their acquisition. The holding period for determining the CDSC will continue to run after an exchange to Class C shares of another Natixis Fund.

Class C Contingent Deferred Sales Charges

Year Since Purchase	CDSC on Shares Being Sold
1st	1.00%
Thereafter	0.00%

Eliminating the CDSC

The availability of certain CDSC waivers will depend on whether you purchase your shares directly from the Fund or through a financial intermediary. Intermediaries may have different policies and procedures regarding the availability of CDSC waivers, which are discussed below. In all instances, it is the purchaser's responsibility to notify the Fund or the purchaser's financial intermediary at the time of purchase of any relationship or other facts qualifying the purchaser for sales charge waivers or discounts. **For waivers not available through a particular intermediary, shareholders will have to purchase Fund shares directly from the Fund or through another intermediary to receive these waivers or discounts. Please see Appendix A to this Prospectus for information regarding eligibility for CDSC discounts available through specific financial intermediaries, which may differ from those disclosed elsewhere in this Prospectus or in the SAI.**

As long as the Distributor is notified at the time you sell, the CDSC for Class C shares will generally be eliminated in the following cases: (1) to make distributions from certain retirement plans to pay plan participants or beneficiaries due to death, disability, separation from service, normal or early retirement, loans from the plan, hardship withdrawals, return of excess contributions, or required minimum distributions at age 72* (an individual participant's voluntary distribution or a total plan termination or total plan redemption may incur a CDSC); (2) to make payments through a systematic withdrawal plan; (3) due to shareholder death or disability; (4) to return excess IRA contributions; or (5) to make required minimum distributions at age 72* (applies only to the amount necessary to meet the required minimum distributions).

Due to operational limitations at your financial intermediary, a CDSC may be assessed, notwithstanding the exemptions above; please consult your financial representative. Please see the SAI for more information on eliminating or reducing front-end sales charges and the CDSC.

* The Required Minimum Distribution age is 70 1/2 if you turned this age on or before December 31, 2019. If you turned 70 1/2 after December 31, 2019, the Required Minimum Distribution age is 72.

How the CDSC is Applied to Your Shares

The CDSC is a sales charge you pay when you redeem certain Fund shares. The CDSC:

- Is calculated based on the number of shares you are selling;
- Calculation is based on either your original purchase price or the current NAV of the shares being sold, whichever is lower in order to minimize your CDSC;
- Is deducted from the proceeds of the redemption unless you request, at the time of the redemption, that it be deducted from the amount remaining in your account; and
- Applies to redemptions made within the time frame shown above for each class.

A CDSC will not be charged on:

- Increases in NAV above the purchase price;
- Shares you acquired by reinvesting your dividends or capital gains distributions; or
- Exchanges. However, the original purchase date of the shares from which the exchange is made determines if the newly acquired shares are subject to the CDSC when they are sold.

To minimize the amount of the CDSC you may pay when you redeem shares, the relevant Fund will first redeem shares acquired through reinvested dividends and capital gain distributions. Shares will be sold in the order in which they were purchased (earliest to latest).

Class N and Class Y Shares

The offering price of Class N and Class Y shares is their NAV without a front-end load sales charge. No CDSC applies when you redeem your shares. You must meet eligibility criteria in order to invest in Class N or Class Y shares.

Class T Shares

The offering price of Class T shares is their NAV plus a front-end sales charge, which varies depending upon the size of your purchase.

Class T Sales Charges^{*,**}

Your Investment	As a % of offering price	As a % of your investment
Less than \$250,000	2.50%	2.56%
\$250,000 – \$499,999	2.00%	2.04%
\$500,000 – \$999,999	1.50%	1.52%
\$1,000,000 or more	1.00%	1.01%

* Due to rounding, the actual sales charge for a particular transaction may be higher or lower than the rates listed above.

** Not imposed on shares that are purchased with reinvested dividends or other distributions.

Information about purchasing shares of a Fund and sales loads is available on the Funds' website at im.natixis.com.

Compensation to Securities Dealers

As part of its business strategies, each Fund pays securities dealers and other financial institutions (collectively, "dealers") that sell its shares. This compensation originates from two sources: sales charges (front-end or deferred) and 12b-1 fees (comprising the annual service and/or distribution fees paid under a plan adopted pursuant to Rule 12b-1 under the 1940 Act). The sales charges, some or all of which may be paid to dealers, are discussed in the section "How Sales Charges Are Calculated" and dealer commissions are disclosed in the SAI. Class A, Class C and Class T shares pay an annual service fee each of 0.25% of their respective average daily net assets. Class C shares are subject to an annual distribution fee of 0.75% of their average daily net assets. Generally, the 12b-1 fees are paid to securities dealers on a quarterly basis, but may be paid on other schedules. The SAI includes additional information about the payment of some or all of such fees to dealers. Because these distribution fees and service (12b-1) fees are paid out of each Fund's assets on an ongoing basis, over time these fees for Class C shares will increase the cost of your investment and may cost you more than paying the front-end sales charge and service fees on Class A or Class T shares. Similarly, over time the fees for Class A, Class C and Class T shares will increase the cost of your investment and will cost you more than an investment in Class N or Class Y shares.

In addition, each Fund may make payments to financial intermediaries that provide shareholder services to shareholders whose shares are held of record in omnibus accounts, other group accounts (for example, 401(k) plans) or accounts traded through registered securities clearing agents to compensate those intermediaries for services they provide to such shareholders, including, but not limited to, sub-accounting, sub-transfer agency, similar shareholder or participant recordkeeping, shareholder or participant reporting, or shareholder or participant transaction processing ("recordkeeping and processing-related services"). The actual payments, and the services provided, vary from firm to firm. These fees are paid by each Fund (with the exception of Class N shares, which do not bear such expenses) in light of the fact that other costs may be avoided by each Fund where the intermediary, not each Fund's service provider, provides services to Fund shareholders.

The Distributor, a Fund's Adviser and each of their respective affiliates may, out of their own resources, which generally come directly or indirectly from fees paid by the Funds, make payments to certain dealers and other financial intermediaries that satisfy certain criteria established from time to time by the Distributor. Payments may vary based on sales, the amount of assets a dealer's or intermediary's clients have invested in the Funds, and other factors. These payments may also take the form of sponsorship of seminars or informational meetings or payments for attendance by persons associated with a dealer or intermediary at informational meetings. The Distributor and its affiliates may also make payments for recordkeeping and processing-related services to financial intermediaries that sell Fund shares; such payments will not be made with respect to Class N shares. These payments may be in addition to payments made by each Fund for similar services.

The payments described in this section, which may be significant to the dealers and the financial intermediaries, may create an incentive for a dealer or financial intermediary or their representatives to recommend or sell shares of a particular Fund or share class over other mutual funds or share classes. Additionally, these payments may result in the Funds receiving certain marketing or servicing advantages that are not generally available to mutual funds that do not make such payments, including placement on a sales list, including a preferred or select sales list, or in other sales programs. These payments, which are in addition to any amounts you may pay your dealer or other financial intermediary, may create potential conflicts of interest between an investor and a dealer or other financial intermediary who is recommending a particular mutual fund over other mutual funds. Before investing, you should consult with your financial representative and review carefully any disclosure by the dealer or other financial intermediary as to the services it provides, what monies it receives from mutual funds and their advisers and distributors, as well as how your financial representative is compensated. Please see the SAI for additional information about payments made by the Distributor and its affiliates to dealers and intermediaries.

How to Purchase Shares

Each Fund is generally available for purchase in the United States, Puerto Rico, Guam and the U.S. Virgin Islands. The Funds will only accept investments from U.S. citizens with a U.S. address (including an APO or FPO address) or resident aliens with a U.S. address (including an APO or FPO address) and a U.S. taxpayer identification number. U.S. citizens living abroad are not allowed to purchase shares in the Funds. Class N and Class T shares are not eligible to be exchanged or purchased through the website or through the Natixis Funds Automated Voice Response System.

Each Fund sells its shares at the NAV next calculated after the Fund receives a properly completed investment order. The Fund generally must receive your properly completed order before the close of regular trading on the New York Stock Exchange ("NYSE") for your shares to be bought or sold at the Fund's NAV on that day.

All purchases made by check should be in U.S. dollars and made payable to Natixis Funds. Third party checks, travelers checks, starter checks and credit card convenience checks will not be accepted, except that third party checks under \$10,000 may be accepted. You may return an uncashed redemption check from your account to be repurchased back into your account. Upon redemption of an investment by check or by periodic account investment, redemption proceeds may be withheld until the check has cleared or the shares have been in your account for 10 days.

A Fund may periodically close to new purchases of shares or refuse any order to buy shares if the Fund determines that doing so would be in the best interests of the Fund and its shareholders. See the section "Restrictions on Buying, Selling and Exchanging Shares."

The Funds are not available to new SIMPLE IRA plans using the Natixis Funds' Prototype document.

You can buy shares of each Fund in several ways:

The Funds may engage financial intermediaries to receive purchase, exchange and sell orders on their behalf. Accounts established directly with the Funds will be serviced by the Funds' transfer agent. The Funds, the Funds' transfer agent and the Distributor do not provide investment advice.

Through a financial adviser (certain restrictions may apply). Your financial adviser will be responsible for furnishing all necessary documents to Natixis Funds. Your financial adviser may charge you for these services. Your financial adviser must receive your request in proper form before the close of regular trading on the NYSE for you to receive that day's NAV.

Through a broker-dealer (certain restrictions may apply). You may purchase shares of the Funds through a broker-dealer that has been approved by the Distributor. Your broker-dealer may charge you a fee for effecting such transactions. Your broker-dealer must receive your request in proper form before the close of regular trading on the NYSE for you to receive that day's NAV.

Directly from the Fund. Natixis Funds' transfer agent must receive your purchase request in proper form before the close of regular trading on the NYSE in order for you to receive that day's NAV.

You can purchase shares directly from each Fund in several ways:

By mail. You can buy shares of each Fund by submitting a completed application form, which is available online at www.im.natixis.com or by calling Natixis Funds at 800-225-5478, along with a check payable to Natixis Funds for the amount of your purchase to:

Regular Mail

Natixis Funds
P.O. Box 219579
Kansas City, MO 64121-9579

Overnight Mail

Natixis Funds
330 West 9th Street
Kansas City, MO 64105-1514

After your account has been established, you may send subsequent investments directly to Natixis Funds at the above addresses. Please include either the investment slip from your account statement or a letter specifying the Fund name, your account number and your name, address and telephone number.

By wire. You also may wire subsequent investments. Call Natixis Funds at 800-225-5478 to obtain wire transfer instructions. At the time of the wire transfer, you will need to include the Fund name, your class of shares, your account number and the registered account owner name(s). Your bank may charge you for such a transfer.

By telephone. You can make subsequent investments by calling Natixis Funds at 800-225-5478 if you have already established electronic transfer privileges.

By exchange. You may purchase shares of a Fund by exchange of shares of the same class of another Fund by sending a signed letter of instruction to Natixis Funds, by calling Natixis Funds at 800-225-5478 or by accessing your account online at www.im.natixis.com.

Through Automated Clearing House ("ACH"). Before you can purchase shares of Natixis Funds through ACH, you must provide specific instructions to Natixis Funds in writing (see STAMP2000 Medallion Signature Guarantee below). You may purchase shares of a Fund through ACH by either calling Natixis Funds at 800-225-5478 or by accessing your account online at www.im.natixis.com.

By internet. If you have established a user name and password and you have established the electronic transfer privilege, you can make subsequent investments through your online account at www.im.natixis.com. If you have not established a user name and password, but you have established the electronic transfer privilege, go to www.im.natixis.com, click on "Account Access," and follow the instructions.

Through systematic investing. You can make regular investments of \$50 or more per month through automatic deductions from your bank checking or savings account. If you did not establish the electronic transfer privilege on your application, you may add the privilege by obtaining a Service Options Form through your financial adviser, by calling Natixis Funds at 800-225-5478 or by visiting www.im.natixis.com. A medallion signature guarantee may be required to add this option.

Minimum Investment Requirements for each fund and share class are described in the section "Purchase and Sale of Fund Shares."

Minimum Balance Policy

In order to address the relatively higher costs of servicing smaller fund positions, on an annual basis each Fund may close an account and send the account holder the proceeds if the account falls below \$500. The valuation of account balances for this purpose and liquidation itself generally occur during October of each calendar year, although they may occur at another date in the year.

Certain accounts, such as accounts using the Natixis Funds' prototype document (including IRAs, Keogh Plans, 403(b)(7) plans and Coverdell Education Savings Accounts), accounts associated with fee-based programs (such as wrap programs), trust networked accounts, accounts initially funded within six months of the liquidation date, certain retirement accounts, or accounts that fall below the minimum as a result of an automatic conversion of Class C to Class A shares, are excluded from the liquidation.

Due to operational limitations, the Funds' ability to apply the Minimum Balance Policy to shareholder accounts held through an intermediary in an omnibus fashion may be limited. The Funds may work with these intermediaries to enforce the Minimum Balance Policy on these accounts as can best be applied per the timing and constraints of the intermediaries' account recordkeeping systems. For information about the policy for Class N shares, see the section "Purchase and Sale of Fund Shares" in each Fund summary.

Accounts held through certain financial intermediaries that have entered into special arrangements with the Distributor may be subject to a different minimum balance policy than the one described above. Please see Appendix A to the Prospectus for more information regarding the minimum balance policies of specific financial intermediaries, which may differ from those disclosed elsewhere in the Prospectus or in the SAI. Consult your financial intermediary for additional information regarding the minimum balance policy applicable to your investment.

Certain Retirement Plans

Natixis Funds defines "Certain Retirement Plans" as it relates to load waivers, share class eligibility, and account minimums as follows:

Certain Retirement Plans includes 401(k) plans, 457 plans, 401(a) plans (including profit-sharing and money purchase pension plans), 403(b) and 403(b)(7) plans, defined benefit plans, non-qualified deferred compensation plans, Taft Hartley multi-employer plans and retiree health benefit plans. The accounts must be plan level omnibus accounts to qualify.

Certain Retirement Plans does not include individual retirement plan accounts such as IRAs, SIMPLE, SEP, SARSEP, Roth IRA, etc. Any retirement plan accounts registered in the name of a participant would not qualify.

How to Redeem Shares

You can redeem shares of each Fund directly from the Fund on any day on which the NYSE is open for business. The information below details the various ways you can redeem shares of a Fund. Except as noted below and in the "Selling Restrictions" section of this Prospectus, each Fund typically expects to pay out redemption proceeds on the next business day after a redemption request is received in good order. The information below also notes certain fees that may be charged by a Fund, its agents, your bank or your financial representative in connection to your redemption request. The Funds do not currently impose any redemption charge other than the contingent deferred sales charge (CDSC) imposed by the Funds' distributor, as described in the "How Sales Charges are Calculated" section of this Prospectus. The Funds' Board of Trustees reserves the right to impose additional charges at any time.

Each Fund may fund a redemption request from various sources, including sales of portfolio securities, holdings of cash or cash equivalents, and borrowings from banks (including overdrafts from the Fund's custodian bank and/or under the Fund's line of credit, which is shared across certain other Natixis Funds and Loomis Sayles Funds). Each Fund typically will redeem shares for cash; however, as described in more detail below, each Fund reserves the right to pay the redemption price wholly or partly in-kind (i.e., in portfolio securities rather than cash), if the Fund's Adviser determines it to be advisable and in the best interest of shareholders. If a shareholder receives a distribution in-kind, the shareholder will bear the market risk associated with the distributed securities and would incur brokerage or other charges in converting the securities to cash.

Because large redemptions are likely to require liquidation by a Fund of portfolio holdings, payment for large redemptions may be delayed for up to seven days to provide for orderly liquidation of such holdings. Under unusual circumstances, the Funds may suspend redemptions or postpone payment for more than seven days as permitted by the SEC.

Redemptions totaling more than \$100,000 from a single fund/account cannot be processed on the same day unless the proceeds of the redemption are sent via pre-established banking information on the account. Please see the section "STAMP2000 Medallion Signature Guarantee" for details.

Generally, for expedited payment of redemption proceeds, a transaction fee of \$5.50 for wire transfers, \$50 for international wire transfers or \$20.50 for overnight delivery will be charged. These fees are subject to change.

Redemptions through your financial adviser. Your financial adviser must receive your request in proper form before the close of regular trading on the NYSE for you to receive that day's NAV. Your financial adviser will be responsible for furnishing all necessary documents to Natixis Funds on a timely basis and may charge you for his or her services.

Redemptions through your broker-dealer. You may redeem shares of the Funds through a broker-dealer that has been approved by the Distributor, which can be contacted at 888 Boylston Street, Suite 800, Boston, MA 02199-8197. Your broker-dealer may charge you a fee for effecting such transaction. Your broker-dealer must receive your request in proper form before the close of regular trading on the NYSE for you to receive that day's NAV. Your redemptions generally will be wired to your broker-dealer on the first business day after your request is received in good order.

Redemptions directly to the Funds. Natixis Funds' transfer agent must receive your redemption request in proper form before the close of regular trading on the NYSE in order for you to receive that day's NAV. Your redemptions generally will be sent to you on the first business day after your request is received in good order, although it may take longer.

You may make redemptions directly from each Fund in several ways:

By mail. Send a signed letter of instruction that includes the name of the Fund, the exact name(s) in which the shares are registered, your address, telephone number, account number and the number of shares or dollar amount to be redeemed to the following address:

Regular Mail

Natixis Funds
P.O. Box 219579
Kansas City, MO 64121-9579

Overnight Mail

Natixis Funds
330 West 9th Street
Kansas City, MO 64105-1514

All owners of shares must sign the written request in the exact names in which the shares are registered. The owners should indicate any special capacity in which they are signing (such as trustee or custodian or on behalf of a partnership, corporation or other entity).

By exchange. You may sell some or all of your shares of a Fund and use the proceeds to buy shares of the same class of another fund by sending a signed letter of instruction to Natixis Funds, by calling Natixis Funds at 800-225-5478 or by accessing your account online at www.im.natixis.com.

By internet. If you have established a user name and password and you have established the electronic transfer privilege, you can redeem shares through your online account at www.im.natixis.com. If you have not established a user name and password but you have established the electronic transfer privilege, go to www.im.natixis.com, click on "Account Access," and follow the instructions.

By telephone. You may redeem shares by calling Natixis Funds at 800-225-5478. Proceeds from telephone redemption requests (less any applicable fees) can be wired to your bank account, sent electronically by ACH to your bank account or sent by check in the name of the registered owner(s) to the address of record. A wire fee will be deducted from your proceeds. Your bank may charge you a fee to receive the wire.

The telephone redemption privilege may be modified or terminated by the Funds without notice.

You may redeem by telephone to have a check sent to the address of record for the maximum amount of \$100,000 per day from a single fund/account. For your protection, telephone or internet redemption requests will not be permitted if Natixis Funds has been notified of an address change or bank account information change for your account within the preceding 30 days. If you prefer, you can decline telephone redemption and transfer privileges by calling Natixis Funds at 800-225-5478.

Systematic Withdrawal Plan. If the value of your account is \$10,000 or more, you can have periodic redemptions automatically paid to you or to someone you designate. Please call 800-225-5478 for more information or to set up a systematic withdrawal plan or visit www.im.natixis.com to obtain a Service Options Form.

In-Kind. Shares normally will be redeemed for cash upon receipt of a redemption request in good order, although each Fund reserves the right to pay the redemption price wholly or partly in-kind if the Fund's Adviser or Subadviser(s) determines it to be advisable and in the best interest of shareholders. For example, a Fund may pay a redemption in-kind under stressed market conditions or if the redemption amount is large.

You may also request an in-kind redemption of your shares by calling Natixis Funds at 800-225-5478. In-kind redemptions typically take several weeks to effectuate following a redemption request given the operational steps necessary to coordinate with the redeeming shareholder's custodian. Typically, the redemption date is mutually-agreed upon by the Fund and the redeeming shareholder. A Fund is not required to pay a redemption in-kind even if requested and may in its discretion pay the redemption proceeds in cash.

Redemptions in-kind will generally, but not necessarily, result in a pro rata distribution of each security held in a Fund's portfolio. If a shareholder receives a distribution in-kind, the shareholder will bear the market risk associated with the distributed securities and would incur brokerage or other charges in converting the securities to cash.

By wire. Before Natixis Funds can wire redemption proceeds (less any applicable fees) to your bank account, you must provide specific wire instructions to Natixis Funds in writing (see “STAMP2000 Medallion Signature Guarantee” below). A wire fee will be deducted from the proceeds of each wire. Your bank may charge you a fee to receive the wire.

By ACH. Before Natixis Funds can send redemptions through ACH, you must provide specific wiring instructions to Natixis Funds in writing (see “STAMP2000 Medallion Signature Guarantee” below). For ACH redemptions, proceeds will generally arrive at your bank within three business days.

STAMP2000 Medallion Signature Guarantee. You must have your signature guaranteed by a bank, broker-dealer or other financial institution that can issue a STAMP2000 Medallion Signature Guarantee for the following types of redemptions:

- If you are selling more than \$100,000 per day from a single fund/account and you are requesting the proceeds by check (this does not apply to IRA transfer of assets to new custodian).
- If you are requesting that the proceeds check (of any amount) be made out to someone other than the registered owner(s) or sent to an address other than the address of record.
- If the account registration or bank account information has changed within the past 30 days.
- If you are instructing us to send the proceeds by check, wire or ACH to a bank not already active on the fund account.

The Funds will only accept STAMP2000 Medallion Signature Guarantees bearing the STAMP2000 Medallion imprint. The surety amount of the STAMP2000 medallion imprint must meet or exceed the amount on the request. Please note that a notary public cannot provide a STAMP2000 Medallion Signature Guarantee. This signature guarantee requirement may be waived by Natixis Funds in certain cases.

Exchanging or Converting Shares

In general, you may exchange shares of each Fund (excluding Class T shares) for shares of the same class of another Natixis Fund that offers such class of shares (see the sections “How to Purchase Shares” and “How to Redeem Shares”) without paying a sales charge or a CDSC, if applicable, subject to restrictions noted below. Class T shares of the Funds do not have exchange privileges. The exchange must be for at least the minimum to open an account (or the total NAV of your account, whichever is less), or, once the fund minimum is met, exchanges under the Automatic Exchange Plan must be made for at least \$50 (see the section “Additional Investor Services”). All exchanges are subject to the eligibility requirements of the fund into which you are exchanging and any other limits on sales of or exchanges into that fund. The exchange privilege may be exercised only in those states where shares of such funds may be legally sold. For U.S. federal income tax purposes, an exchange of Fund shares for shares of another fund is generally treated as a sale on which gain or loss may be recognized. Subject to the applicable rules of the SEC, the Board of Trustees reserves the right to modify the exchange privilege at any time. Before requesting an exchange into any other fund, please read its prospectus carefully. You may be unable to hold your shares through the same financial intermediary if you engage in certain share exchanges. You should contact your financial intermediary for further details. Please refer to the SAI for more detailed information on exchanging Fund shares. Class N shares are not eligible to be exchanged through the website or through the Natixis Funds Automated Voice Response System.

In certain circumstances, you may convert shares of your Fund from your current share class into another share class in the same Fund. A conversion is subject to the eligibility requirements of the share class of your Fund that you are converting into including investment minimum requirements. The conversion from one class of shares to another will be based on the respective NAVs of the separate share classes on the trade date for the conversion. Except as noted below, Class C shares will automatically convert to Class A shares after eight years. Generally, to be eligible to have your Class C shares automatically converted to Class A shares, the Fund or the financial intermediary through which you purchased your shares will need to have records verifying that your Class C shares have been held for eight years. Due to operational limitations at your financial intermediary, your ability to have your Class C shares automatically converted to Class A shares may be limited. Group retirement plans of certain financial intermediaries who hold Class C shares with the Fund in an omnibus account do not track participant level aging of shares and therefore these shares will not be eligible for an automatic conversion. Certain intermediaries may convert your Class C shares to Class A shares in accordance with a conversion schedule that may differ from the one described above. Please consult your financial representative for more information.

Any account with an outstanding CDSC liability will be assessed the CDSC before converting to the new share class. Any conversions into a class of shares with a front end sales charge will not be subject to an initial sales charge; however, future purchases may be subject to a sales charge, if applicable.

Generally, a conversion between share classes of the same fund is a nontaxable event to the shareholder. All requests for conversions must follow the procedures set forth by the Distributor. Each Fund reserves the right to refuse any conversion request. Due to operational limitations at your financial intermediary, your ability to convert share classes of the same fund or have your Class C shares automatically converted to Class A shares may be limited. Please consult your financial representative for more information.

In general, you may sell Class Y shares of any Natixis Fund and use the proceeds to purchase Class I shares in any Loomis Sayles Fund, subject to the eligibility requirements, including fund minimums, of the fund you are purchasing into.

Cost Basis Reporting. Upon the redemption or exchange of your shares in a Fund, the Fund, or, if you purchased your shares through a broker-dealer or other financial intermediary, your financial intermediary will be required to provide you and the Internal Revenue Service (“IRS”) with cost basis and certain other related tax information about the Fund shares you redeemed or exchanged. The cost basis reporting requirement is effective for shares purchased, including through dividend reinvestment, on or after January 1, 2012. Please contact the Fund at 800-225-5478, visit im.natixis.com or consult your financial

intermediary, as appropriate, for more information regarding available methods for cost basis reporting and how to select a particular method. Please also consult your tax adviser to determine which available cost basis method is best for you.

Restrictions on Buying, Selling and Exchanging Shares

The Funds discourage excessive short-term trading that may be detrimental to the Funds and their shareholders. Frequent purchases and redemptions of Fund shares by shareholders may present certain risks for other shareholders in a Fund. This includes the risk of diluting the value of Fund shares held by long-term shareholders, interfering with the efficient management of each Fund's portfolio and increasing brokerage and administrative costs. Funds investing in securities that require special valuation processes (such as foreign securities, below investment grade securities or small-capitalization securities), also may have increased exposure to these risks. The Board of Trustees has adopted the following policies to address and discourage such trading.

Each Fund reserves the right to suspend or change the terms of purchasing or exchanging shares. Each Fund and the Distributor reserve the right to reject any purchase or exchange order for any reason, including if the transaction is deemed not to be in the best interests of the Fund's other shareholders or possibly disruptive to the management of the Fund. A shareholder whose exchange order has been rejected may still redeem its shares by submitting a redemption request as described under "How to Redeem Shares."

Limits on Frequent Trading. Excessive trading activity in a Fund is measured by the number of round trip transactions in a shareholder's account. A round trip is defined as (1) a purchase (including a purchase by exchange) into a Fund followed by a redemption (including a redemption by exchange) of any amount out of the same Fund; or (2) a redemption (including a redemption by exchange) out of a Fund followed by a purchase (including a purchase by exchange) of any amount into the same Fund. Two round trip transactions in a single Fund within a rolling 90-day period is considered to be excessive and will constitute a violation of the Fund's trading limitations. After the detection of a first violation, the Fund or the Distributor will issue the shareholder and/or his or her financial intermediary, if any, a written warning. After the detection of a second violation (*i.e.*, two more round trip transactions in the Fund within a rolling 90-day period), the Fund or the Distributor will restrict the shareholder from making subsequent purchases (including purchases by exchange) for 90 days. After the detection of a third violation, the Fund or the Distributor will permanently restrict the account and any other accounts under the shareholder's control in any Natixis Fund or Loomis Sayles Fund from making subsequent purchases (including purchases by exchange). The above limits are applicable whether a shareholder holds shares directly with a Fund or indirectly through a financial intermediary, such as a broker, bank, investment adviser, recordkeeper for retirement plan participants, or other third party. The preceding is not an exclusive description of activities that a Fund and the Distributor may consider to be excessive and, at its discretion, a Fund and the Distributor may restrict or prohibit transactions by such identified shareholders or intermediaries.

Notwithstanding the above, certain financial intermediaries, such as retirement plan administrators, may monitor and restrict the frequency of purchase and redemption transactions in a manner different from that described above. The policies of these intermediaries may be more or less restrictive than the generally applicable policies described above. Each Fund may choose to rely on a financial intermediary's restrictions on frequent trading in place of the Fund's own restrictions if the Fund determines, at its discretion, that the financial intermediary's restrictions provide reasonable protection for the Fund from excessive short-term trading activity. Please contact your financial representative for additional information regarding their policies for limiting the frequent trading of Fund shares.

This policy also does not apply with respect to shares purchased by certain funds-of-funds or similar asset allocation programs that rebalance their investments only infrequently. To be eligible for this exemption, the fund-of-funds or asset allocation program must identify itself to and receive prior written approval from a Fund or the Distributor. A Fund and the Distributor may request additional information to enable them to determine that the fund-of-funds or asset allocation program is not designed to and/or is not serving as a vehicle for disruptive short-term trading, which may include requests for (i) written assurances from the sponsor or investment manager of the fund-of-funds or asset allocation program that it enforces the Fund's frequent trading policy on investors or another policy reasonably designed to deter disruptive short-term trading in Fund shares, and/or (ii) data regarding transactions by investors in the fund-of-funds or asset allocation program, for periods and on a frequency determined by the Fund and the Distributor, so that the Fund can monitor compliance by such investors with the trading limitations of the Fund or of the fund-of-funds or asset allocation program. Under certain circumstances, waivers to these conditions (including waivers to permit more frequent rebalancing) may be approved for programs that in the Fund's opinion are not vehicles for market timing and are not likely to engage in abusive trading.

Trade Activity Monitoring. Trading activity is monitored selectively on a daily basis in an effort to detect excessive short-term trading activities. If a Fund or the Distributor believes that a shareholder or financial intermediary has engaged in excessive, short-term trading activity, it may, at its discretion, request that the shareholder or financial intermediary stop such activities or refuse to process purchases or exchanges in the accounts. At its discretion, a Fund and the Distributor, as well as an adviser to a Fund may ban trading in an account if, in their judgment, a shareholder or financial intermediary has engaged in short-term transactions that, while not necessarily in violation of the Fund's stated policies on frequent trading, are harmful to a Fund or its shareholders. A Fund and the Distributor also reserve the right to notify financial intermediaries of the shareholder's trading activity.

Accounts Held by Financial Intermediaries. The ability of a Fund and the Distributor to monitor trades that are placed by omnibus or other nominee accounts is severely limited in those instances in which the financial intermediary maintains the record of a Fund's underlying beneficial owners. In general, each Fund and the Distributor will review trading activity at the omnibus account level. If a Fund and the Distributor detect suspicious activity, they may request and receive personal identifying information and transaction histories for some or all underlying shareholders (including plan participants) to determine whether such shareholders have engaged in excessive short-term trading activity. If a Fund believes that a shareholder has engaged in excessive short-term trading activity in violation of the Fund's policies through an omnibus account, the Fund will attempt to limit transactions by the underlying

shareholder that engaged in such trading, although it may be unable to do so. A Fund may also limit or prohibit additional purchases of Fund shares by an intermediary. Investors should not assume a Fund will be able to detect or prevent all trading practices that may disadvantage a Fund.

Purchase Restrictions

Each Fund is required by federal regulations to obtain certain personal information from you and to use that information to verify your identity. The Funds may not be able to open your account if the requested information is not provided. **Each Fund reserves the right to refuse to open an account, close an account and redeem your shares at the then-current price or take other such steps that the Fund deems necessary to comply with federal regulations if your identity cannot be verified.**

Selling Restrictions

The table below describes restrictions placed on selling shares of a Fund. Please see the SAI for additional information regarding redemption payment policies.

Restriction	Situation
Each Fund may suspend the right of redemption:	<ul style="list-style-type: none"> • When the New York Stock Exchange (the "NYSE") is closed (other than a weekend/holiday) as permitted by the SEC. • During an emergency as permitted by the SEC. • During any other period permitted by the SEC.
Each Fund reserves the right to suspend account services or refuse transaction requests:	<ul style="list-style-type: none"> • With a notice of a dispute between registered owners or death of a registered owner. • With suspicion/evidence of a fraudulent act.
Each Fund may pay the redemption price in whole or in part by a distribution in-kind of readily marketable securities in lieu of cash or may take up to 7 days to pay a redemption request in order to raise capital:	<ul style="list-style-type: none"> • When or if it is advisable for the Fund to redeem in-kind, as determined in the sole discretion of the Adviser or Subadviser, or if requested by the redeeming shareholder and agreed to by the Fund.
Each Fund may withhold redemption proceeds for 10 days from the purchase date:	<ul style="list-style-type: none"> • When redemptions are made within 10 calendar days of purchase by check or ACH to allow the check or ACH transaction to clear.

The Funds reserve the right to suspend account services or refuse transaction requests if a Fund receives notice of a dispute between registered owners or of the death of a registered owner or a Fund suspects a fraudulent act. If a Fund refuses a transaction request because it receives notice of a dispute, the transaction will be processed at the NAV next determined after the Fund receives notice that the dispute has been settled or a court order has been entered adjudicating the dispute. If a Fund determines that its suspicion of fraud or belief that a dispute existed was mistaken, the transaction will be processed as of the NAV next determined after the transaction request was first received in good order.

Certificates. Certificates will not be issued or honored for any class of shares.

Self-Servicing Your Account

Shareholders that hold their accounts directly with the Funds may use the following self-service options. Shareholders that hold Fund shares through a financial intermediary should consult their financial intermediary regarding any self-service options that they may offer.

(Excludes Class N and Class T shares)

Natixis Funds Website.

You can access our website at www.im.natixis.com to perform transactions (purchases, redemptions or exchanges), review your account information and Fund NAVs, change your address, order duplicate statements or tax forms or obtain a prospectus, an SAI, an application or periodic reports (certain restrictions may apply).

Natixis Funds Automated Voice Response System. You have access to your account 24 hours a day by calling Natixis Funds' Automated Voice Response System at 800-225-5478. You may review your account balance and Fund NAV, order duplicate statements, order duplicate tax forms, obtain distribution and performance information.

Restructuring and Liquidations

Investors should note that each Fund reserves the right to merge or reorganize at any time, or to cease operations or liquidate itself. At any time prior to the liquidation of a Fund, shareholders may redeem their shares of the Fund pursuant to the procedures set forth under "How to Redeem Shares." The proceeds from any such redemption will be the NAV of the Fund's shares. Shareholders may also exchange their shares, subject to investment minimums and other restrictions on exchanges as described under "Exchanging or Converting Shares." For federal income tax purposes, an exchange of a Fund's shares for shares of another Natixis Fund or Loomis Sayles Fund is generally treated as a sale on which a gain or loss may be recognized.

Retirement Accounts. Absent an instruction to the contrary prior to the liquidation date of the Fund, for shares of the Fund held using a Natixis Funds' prototype document, in individual retirement accounts, in custodial accounts under a SEP, SIMPLE, SARSEP or 403(b) plan, or in certain other retirement accounts, the Distributor will exchange any shares remaining in the Fund on the liquidation date for shares of Loomis Sayles Limited Term Government and Agency Fund (or, if that fund is no longer in existence, then in shares of another comparable Natixis Fund or Loomis Sayles Fund) at NAV. Please refer to your plan documents or contact your plan administrator or plan sponsor to determine whether the preceding sentence applies to you.

How Fund Shares Are Priced

NAV is the price of one share of a Fund without a sales charge, and is calculated each business day using this formula:

$$\text{Net Asset Value} = \frac{\text{Total market value of securities} + \text{Cash and other assets} - \text{Liabilities}}{\text{Number of outstanding shares}}$$

The NAV of Fund shares is determined pursuant to policies and procedures approved by the Board of Trustees, as summarized below:

- A share's NAV is determined at the close of regular trading on the NYSE on the days the NYSE is open for trading. This is normally 4:00 p.m., Eastern time. A Fund's shares will not be priced on the days on which the NYSE is closed for trading. In addition, a Fund's shares will not be priced on the holidays listed in the SAI. See the section "Net Asset Value" in the SAI for more details.
- The price you pay for purchasing, redeeming or exchanging a share will be based upon the NAV next calculated (plus or minus applicable sales charges as described earlier in the Fund Summary) after your order is received by the transfer agent, DST Asset Manager Solutions, Inc., (rather than when the order arrives at the P.O. box) "in good order" (meaning that the order is complete and contains all necessary information).¹
- Requests received by the Funds after the NYSE closes will be processed based upon the NAV determined at the close of regular trading on the next day that the NYSE is open. If the transfer agent receives the order in good order prior to the NYSE market close (normally 4:00 p.m., Eastern time), the shareholder will receive that day's NAV. Under limited circumstances, the Distributor may enter into contractual agreements pursuant to which orders received by your investment dealer before a Fund determines its NAV and transmitted to the transfer agent prior to market open on the next business day are processed at the NAV determined on the day the order was received by your investment dealer. **Please contact your investment dealer to determine whether it has entered into such a contractual agreement. If your investment dealer has not entered into such a contractual agreement, your order will be processed at the NAV next determined after your investment dealer submits the order to a Fund.**
- If a Fund invests in foreign securities, it may have NAV changes on days when you cannot buy or sell its shares.

¹ Please see the section "How to Purchase Shares," which provides additional information regarding who can receive a purchase order.

Generally, during times of substantial economic or market change, it may be difficult to place your order by phone. During these times, you may send your order by mail as described in the sections "How to Purchase Shares" and "How to Redeem Shares."

Fund securities and other investments for which market quotations are readily available, as outlined in the Funds' policies and procedures, are valued at market value. The Funds may use independent pricing services recommended by the Advisers and Subadviser and approved by the Board of Trustees to obtain market quotations and other valuation information, such as evaluated bids. Generally, Fund securities and other investments are valued as follows:

- **Equity securities (including shares of closed-end investment companies and exchange-traded funds ("ETFs")), exchange-traded notes, rights, and warrants** — listed equity securities are valued at the last sale price quoted on the exchange where they are traded most extensively or, if there is no reported sale during the day, the closing bid quotation as reported by an independent pricing service. Securities traded on the NASDAQ Global Select Market, NASDAQ Global Market and NASDAQ Capital Market are valued at the NASDAQ Official Closing Price ("NOCP"), or if lacking an NOCP, at the most recent bid quotations on the applicable NASDAQ Market. Unlisted equity securities (except unlisted preferred equity securities discussed below) are valued at the last sale price quoted in the market where they are traded most extensively or, if there is no reported sale during the day, the closing bid quotation as reported by an independent pricing service. If there is no sale price or closing bid quotation available, unlisted equity securities will be valued using evaluated bids furnished by an independent pricing service, if available. In some foreign markets, an official close price and a last sale price may be available from the foreign exchange or market. In those cases, the official close price is used. Valuations based on information from foreign markets may be subject to the Funds' fair value policies described below. If a right is not traded on any exchange, its value is based on the market value of the underlying security, less the cost to subscribe to the underlying security (e.g., to exercise the right), adjusted for the subscription ratio. If a warrant is not traded on any exchange, a price is obtained from a broker-dealer.
- **Equity-Linked Notes** — valued using broker-dealer bid prices.
- **Debt securities and unlisted preferred equity securities** — evaluated bids furnished to a Fund by an independent pricing service using market information, transactions for comparable securities and various relationships between securities, if available, or bid prices obtained from broker-dealers.
- **Senior Loans** — bid prices supplied by an independent pricing service, if available, or bid prices obtained from broker-dealers.
- **Bilateral Swaps** — bilateral credit default swaps are valued based on mid prices (between the bid price and the ask price) supplied by an independent pricing service. Bilateral interest rate swaps and bilateral standardized commodity and equity index total return swaps are valued based on prices supplied by an independent pricing service. If prices from an independent pricing service are not available, prices from a broker-dealer may be used.
- **Centrally Cleared Swaps** — settlement prices of the clearing house on which the contracts were traded or prices obtained from broker-dealers.
- **Options** — domestic exchange-traded index and single name equity options contracts (including options on ETFs) are valued at the mean of the National

Best Bid and Offer quotations as determined by the Options Price Reporting Authority. Foreign exchange-traded single name equity options contracts are valued at the most recent settlement price. Options contracts on foreign indices are priced at the most recent settlement price. Options on futures contracts are valued using the current settlement price on the exchange on which, over time, they are traded most extensively. Other exchange-traded options are valued at the average of the closing bid and ask quotations on the exchange on which, over time, they are traded most extensively. OTC currency options and swaptions are valued at mid prices (between the bid price and the ask price) supplied by an independent pricing service, if available. Other OTC options contracts (including currency options and swaptions not priced through an independent pricing service) are valued based on prices obtained from broker-dealers. Valuations based on information from foreign markets may be subject to the Funds' fair value policies as described below.

- **Futures** — most recent settlement price on the exchange on which the Adviser or Subadviser believes that, over time, they are traded most extensively. Valuations based on information from foreign markets may be subject to the Funds' fair value policies as described below.
- **Forward Foreign Currency Contracts** — interpolated rates determined based on information provided by an independent pricing service.

Foreign denominated assets and liabilities are translated into U.S. dollars based upon foreign exchange rates supplied by an independent pricing service. Fund securities and other investments for which market quotations are not readily available are valued at fair value as determined in good faith by the Adviser or Subadviser pursuant to procedures approved by the Board of Trustees. A Fund may also value securities and other investments at fair value in other circumstances such as when extraordinary events occur after the close of a foreign market but prior to the close of the NYSE. This may include situations relating to a single issuer (such as a declaration of bankruptcy or a delisting of the issuer's security from the primary market on which it has traded) as well as events affecting the securities markets in general (such as market disruptions or closings and significant fluctuations in U.S. and/or foreign markets). When fair valuing its securities or other investments, each Fund may, among other things, use modeling tools or other processes that may take into account factors such as securities or other market activity and/or significant events that occur after the close of the foreign market and before the time a Fund's NAV is calculated. Fair value pricing may require subjective determinations about the value of a security, and fair values used to determine a Fund's NAV may differ from quoted or published prices, or from prices that are used by others, for the same securities. In addition, the use of fair value pricing may not always result in adjustments to the prices of securities held by a Fund. Valuations for securities traded in the OTC market may be based on factors such as market information, transactions for comparable securities, various relationships between securities or bid prices obtained from broker-dealers. Evaluated prices from an independent pricing service may require subjective determinations and may be different than actual market prices or prices provided by other pricing services. The Funds' fair value policies and procedures and valuation practices may be impacted as the Funds come into compliance with Rule 2a-5 under the 1940 Act. Among other things, Rule 2a-5 will permit the Board of Trustees to designate the Adviser to perform the Funds' fair value determinations, subject to Board oversight and other requirements.

Trading in some of the portfolio securities or other investments of some of the Funds takes place in various markets outside the United States on days and at times other than when the NYSE is open for trading. Therefore, the calculation of these Funds' NAV does not take place at the same time as the prices of many of its portfolio securities or other investments are determined, and the value of these Funds' portfolios may change on days when these Funds are not open for business and their shares may not be purchased or redeemed.

Dividends and Distributions

The Funds generally distribute all of their net investment income (other than capital gains) as dividends. The following table shows when each Fund expects to distribute dividends.

Dividend Payment Schedule

Annually	Quarterly
AlphaSimplex Global Alternatives Fund	Gateway Equity Call Premium Fund
AlphaSimplex Managed Futures Strategy Fund	Gateway Fund
Mirova Global Sustainable Equity Fund	Mirova Global Green Bond Fund
Mirova International Sustainable Equity Fund	
Mirova U.S. Sustainable Equity Fund	
Vaughan Nelson Mid Cap Fund	
Vaughan Nelson Small Cap Value Fund	

In addition, each Fund expects to distribute all or substantially all of its net realized long- and short-term capital gains annually (or, in the case of short-term capital gains, more frequently than annually if determined by the Fund to be in the best interest of shareholders), after applying any capital loss carryovers. To the extent permitted by law, the Board of Trustees may adopt a different schedule for making distributions as long as payments are made at least annually. A Fund's distribution rate fluctuates over time for various reasons, and there can be no assurance that a Fund's distributions will not decrease or that a Fund will make any distributions when scheduled. For example, foreign currency losses could potentially reduce or eliminate regularly scheduled distributions for certain Funds.

Distributions will automatically be reinvested in shares of the same class of the distributing Fund at NAV unless you select one of the following alternatives:

- Participate in the Dividend Diversification Program, which allows you to have all dividends and distributions automatically invested at NAV in shares of the

same class of another Natixis Fund registered in your name. Certain investment minimums and restrictions may apply. For more information about the program, see the section “Additional Investor Services;”

- Receive distributions from dividends and interest in cash while reinvesting distributions from capital gains in additional shares of the same class of the Fund, or in the same class of another Natixis Fund;
- Receive distributions from capital gains in cash while reinvesting distributions from dividends and interest in additional shares of the same class of the Fund, or in the same class of another Natixis Fund; or
- Receive all distributions in cash.

For accounts held directly with a Fund, any cash distributions to be paid by check, in an amount of \$10 or less, will instead be automatically reinvested in additional Fund shares. If a dividend or capital gain distribution check remains uncashed for six months and your account is still open, each Fund will reinvest the dividend or distribution in additional shares of the Fund promptly after making this determination and the check will be canceled. In addition, future dividends and capital gain distributions will be automatically reinvested in additional shares of a Fund unless you subsequently contact the Fund and request to receive distributions by check.

If you do not select an option when you open your account, all distributions will be reinvested.

Generally, if you earn more than \$10 annually in taxable income from a Natixis Fund held in a non-retirement plan account, you will receive a Form 1099-DIV to help you report the prior calendar year’s distributions on your U.S. federal income tax return. This information will also be reported to the IRS. Be sure to keep this Form 1099-DIV as a permanent record. A fee may be charged for any duplicate information requested.

Tax Consequences

Except as noted, the discussion below addresses only the U.S. federal income tax consequences of an investment in the Funds and does not address any non-U.S., state or local tax consequences.

Each Fund intends to meet all requirements under Subchapter M of the Internal Revenue Code of 1986, as amended (the “Code”), necessary to qualify and be eligible for treatment each year as a “regulated investment company” and thus does not expect to pay any U.S. federal income tax on income and capital gains that are timely distributed to shareholders.

Unless otherwise noted, the discussion below, to the extent it describes shareholder-level tax consequences, pertains solely to taxable shareholders. The Funds are not managed with a view toward minimizing taxes imposed on such shareholders.

Taxation of Distributions from the Funds. For U.S. federal income tax purposes, distributions of investment income are generally taxable to Fund shareholders as ordinary income. Taxes on distributions of capital gains are determined by how long a Fund owned (or is deemed to have owned) the investments that generated them, rather than how long a shareholder has owned his or her shares. Distributions attributable to the excess of net long-term capital gains from the sale of investments that a Fund owned (or is deemed to have owned) for more than one year over net short-term capital losses from the sale of investments that a Fund owned (or is deemed to have owned) for one year or less, and that are properly reported by the Fund as capital gain dividends (“Capital Gain Dividends”) generally will be taxable to a shareholder receiving such distributions as long-term capital gain includible in net capital gain and taxed to individuals at reduced rates. Distributions attributable to the excess of net short-term capital gains from the sale of investments that a Fund owned (or is deemed to have owned) for one year or less over net long-term capital losses from the sale of investments that a Fund owned (or is deemed to have owned) for more than one year, will be taxable as ordinary income.

Distributions of investment income properly reported by a Fund as derived from “qualified dividend income” will be taxed in the hands of individuals at the reduced rates applicable to net capital gain, provided that the holding period and other requirements are met at both the shareholder and Fund levels. Income generated by investments in fixed-income securities, derivatives and REITs generally is not eligible for treatment as qualified dividend income. Dividends received by a Fund from foreign corporations that are not eligible for the benefits of a comprehensive income tax treaty with the U.S. (other than dividends paid on stock of such a foreign corporation that is readily tradable on an established securities market in the U.S.) will not be eligible for treatment as qualified dividend income. Additionally, a portion of the Fund’s distributions may be eligible for dividends-received deduction in the case of corporate shareholders, provided certain requirements are met.

A 3.8% Medicare contribution tax is imposed on the net investment income of certain individuals, trusts and estates to the extent their income exceeds certain threshold amounts. Net investment income generally includes for this purpose dividends, including any Capital Gain Dividends paid by a Fund and net capital gains recognized on the sale, redemption, exchange or other taxable disposition of shares of a Fund.

Fund distributions are taxable whether shareholders receive them in cash or reinvest them in additional shares. In addition, Fund distributions are taxable to shareholders even if they are paid from income or gains earned by a Fund before a shareholder’s investment (and thus were included in the price the shareholder paid for his or her shares). Such distributions are likely to occur in respect of shares purchased at a time when the Fund’s NAV reflects gains that are either unrealized or realized but not distributed.

Dividends and distributions declared by a Fund and payable to shareholders of record in October, November or December of one year and paid in January of the next year generally are taxable in the year in which the distributions are declared, rather than the year in which the distributions are received.

Dividends derived from interest on securities issued by the U.S. government or its agencies or instrumentalities, if any, may be exempt from state and local income taxes. Each Fund will advise shareholders annually of the proportion of its dividends that are derived from such interest.

Distributions by a Fund to retirement plans and other investors that qualify for tax-advantaged treatment under U.S. federal income tax laws generally will not be taxable, although distributions by retirement plans to their participants may be taxable. Special tax rules apply to investments through such retirement plans. If your investment is through such a plan, you should consult your tax adviser to determine the suitability of the Fund as an investment through your plan and the tax treatment of distributions to you (including distributions of amounts attributable to an investment in a Fund) from the plan.

Redemption, Sale or Exchange of Fund Shares. A redemption, sale or exchange of Fund shares (including an exchange of Fund shares for shares of another Natixis Fund or Loomis Sayles Fund) is a taxable event and generally will result in recognition of gain or loss. Gain or loss, if any, recognized by a shareholder on a redemption, sale, exchange or other taxable disposition of Fund shares generally will be taxed as long-term capital gain or loss if the shareholder held the shares for more than one year, and as short-term capital gain or loss if the shareholder held the shares for one year or less, assuming in each case that the shareholder held the shares as capital assets. Short-term capital gains generally are taxed at the rates applicable to ordinary income. Any loss realized upon a disposition of shares held for six months or less will be treated as long-term, rather than short-term, capital loss to the extent of any Capital Gain Dividends received by the shareholder with respect to the shares. The deductibility of capital losses is subject to limitations. See “Cost Basis Reporting” above for information about certain cost basis reporting obligations.

Taxation of Certain Fund Investments. A Fund’s investments in foreign securities may be subject to foreign withholding and other taxes. In that case, the Fund’s yield on those securities would be decreased. If a Fund invests more than 50% of its assets in foreign securities, it generally may elect to permit shareholders to claim a credit or deduction on their income tax returns with respect to foreign taxes paid by the Fund. Most of the Funds (with the exception of Mirova International Equity Fund) generally do not expect that its shareholders will be entitled to claim a credit or deduction with respect to foreign taxes incurred by the Fund. In addition, a Fund’s investments in foreign securities and foreign currencies may be subject to special tax rules that have the effect of increasing or accelerating the Fund’s recognition of ordinary income and may affect the timing or amount of the Fund’s distributions. Because the Funds invest in foreign securities, shareholders should consult their tax advisers about the consequences of their investments under foreign laws.

A Fund’s investments in certain debt obligations (such as those issued with “OID” or having accrued market discount, in each case as described in the SAI) or derivatives may cause the Fund to recognize taxable income in excess of the cash generated by such investments. Thus, a Fund could be required to liquidate investments, including at times when it is not advantageous to do so, in order to satisfy the distribution requirements applicable to regulated investment companies under the Code. In addition, a Fund’s investments in derivatives may affect the amount, timing or character of distributions to shareholders. In particular, a Fund’s transactions in options or other derivatives or short sales may cause a larger portion of distributions to be taxable to shareholders as ordinary income than would be the case absent such transactions.

A Fund’s ability to invest directly in commodities and commodities-related investments is limited by the requirement that at least 90 percent of a regulated investment company’s income must consist of certain types of “qualifying income.” Accordingly, each of AlphaSimplex Global Alternatives Fund and AlphaSimplex Managed Futures Strategy Fund has invested, and intends to continue to invest in a wholly-owned Cayman Islands subsidiary that will in turn make such investments. Each of these Funds intends to operate in a manner such that it satisfies the 90% qualifying income requirement.

Backup Withholding. Each Fund is required in certain circumstances to apply backup withholding on taxable dividends, redemption proceeds and certain other payments that are paid to any shareholder who does not furnish the Fund with certain information and certifications or who is otherwise subject to backup withholding.

Please see the SAI for additional information on the U.S. federal income tax consequences of an investment in a Fund.

You should consult your tax adviser for more information on your own situation, including possible U.S. federal, state, local, foreign or other applicable taxes.

Additional Investor Services

Retirement Plans

Natixis Funds offer a range of retirement plans, including Coverdell Education Savings Accounts, IRAs, and SEPs. For more information about our Retirement Plans, call us at 800-225-5478.

Investment Builder Program

(Excludes Class T shares)

This is Natixis Funds’ automatic investment plan. Once you meet the Fund minimum, you may authorize automatic monthly transfers of \$50 or more per Fund from your bank checking or savings account to purchase shares of one or more Natixis Funds. For instructions on how to join the Investment Builder Program, please refer to the section “How to Purchase Shares.”

Dividend Diversification Program

(Excludes Class T shares)

This program allows you to have all dividends and any other distributions automatically invested in shares of the same class of another Natixis Fund subject to the eligibility requirements of that other fund and to state securities law requirements. The fund minimum must be met in the new fund prior to establishing the dividend diversification program. Shares will be purchased at the selected fund’s NAV without a front-end sales charge or CDSC on the ex dividend date. Before establishing a Dividend Diversification Program into any other Natixis Fund, please read its prospectus carefully.

Automatic Exchange Plan

(Excludes Class T shares)

Natixis Funds have an automatic exchange plan under which shares of a class of a Natixis Fund are automatically exchanged each month for shares of the same class of another Natixis Fund. The fund minimum must be met prior to establishing an automatic exchange plan. There is no fee for exchanges made under this plan. Please see the section “Exchanging or Converting Shares” above and refer to the SAI for more information on the Automatic Exchange Plan.

Systematic Withdrawal Plan

(Excludes Class T shares)

This plan allows you to redeem shares and receive payments from a Fund on a regular schedule. Redemptions of shares that are part of the Systematic Withdrawal Plan are not subject to a CDSC, however, the amount or percentage you specify in the plan may not exceed, on an annualized basis, 10% of the value of your Fund account based upon the value of your Fund account on the day you establish your plan. For information on establishing a Systematic Withdrawal Plan, please refer to the section “How to Redeem Shares.”

Financial Performance

The financial highlights tables are intended to help you understand each Fund's financial performance for the last five years (or, if shorter, the period of the Fund's operations). Certain information reflects financial results for a single Fund share. The total returns in the table represent the return that an investor would have earned (or lost) on an investment in a Fund (assuming reinvestment of all dividends and distributions). This information has been audited by PricewaterhouseCoopers LLP, an independent registered public accounting firm, whose report, along with each Fund's financial statements, is included in the Funds' annual report to shareholders. The Natixis Funds Trust I annual report, the Natixis Funds Trust II annual report and the Gateway Trust annual report are incorporated by reference into the SAI, all of which are available free of charge upon request from the Distributor.

Class T shares of each Fund, as applicable, had not commenced operations and had no performance history as of the date of this Prospectus. Therefore, financial highlights tables are not included for Class T shares of the Funds.

Financial Performance

For a share outstanding throughout each period.

AlphaSimplex Global Alternatives Fund (Consolidated*)

	Class A				
	Year Ended December 31, 2021	Year Ended December 31, 2020	Year Ended December 31, 2019	Year Ended December 31, 2018	Year Ended December 31, 2017
Net asset value, beginning of the period	\$ 10.67	\$ 11.18	\$ 10.24	\$ 11.04	\$ 10.02
Income (loss) from Investment Operations:					
Net investment income (loss) ^(a)	(0.10)	(0.03)	0.11	0.06	(0.03)
Net realized and unrealized gain (loss)	0.21	(0.24)	0.93	(0.75)	1.10
Total from Investment Operations	0.11	(0.27)	1.04	(0.69)	1.07
Less Distributions From:					
Net investment income	—	(0.24)	(0.10)	(0.11)	(0.05)
Net asset value, end of the period	\$ 10.78	\$ 10.67	\$ 11.18	\$ 10.24	\$ 11.04
Total return ^(b)	1.03% ^(c)	(2.38)% ^(c)	10.26% ^(c)	(6.35)% ^(c)	10.66%
Ratios to Average Net Assets:					
Net assets, end of the period (000's)	\$ 16,882	\$ 15,584	\$ 25,341	\$ 33,649	\$ 49,904
Net expenses	1.51% ^{(d)(e)(f)}	1.52% ^{(d)(g)}	1.54% ^(d)	1.54% ^(d)	1.57% ^{(h)(i)}
Gross expenses	1.62% ^{(e)(f)}	1.58%	1.57%	1.55%	1.57% ^(h)
Net investment income (loss)	(0.91)%	(0.33)%	0.97%	0.58%	(0.26)%
Portfolio turnover rate ^(j)	115%	232% ^(k)	125%	59%	—%

(a) Per share net investment income (loss) has been calculated using the average shares outstanding during the period.

(b) A sales charge for Class A shares is not reflected in total return calculations.

(c) Had certain expenses not been waived/reimbursed during the period, total returns would have been lower.

(d) The investment adviser agreed to waive its fees and/or reimburse a portion of the Fund's expenses during the period. Without this waiver/reimbursement, expenses would have been higher.

(e) Includes interest expense. Without this expense the ratio of net expenses would have been 1.49% and the ratio of gross expenses would have been 1.60%.

(f) Does not include expenses of the underlying funds in which the Fund invests. Had underlying fund expenses been included, the net and gross expense ratios to average net assets would have been 1.52% and 1.63%, respectively.

(g) Effective July 1, 2020, the expense limit decreased from 1.54% to 1.49%.

(h) Includes interest expense. Without this expense the ratio of net expenses would have been 1.55% and the ratio of gross expenses would have been 1.56%.

(i) Effective July 1, 2017, the expense limit decreased from 1.60% to 1.54%.

(j) Prior to 2018, the portfolio turnover rate was not reported due to the short term nature of the portfolio of investments.

(k) The variation in the Fund's turnover rate from 2019 to 2020 was primarily due to an increase in shareholder activity and reallocations in investment models resulting in increased equity security transactions.

Financial Performance

For a share outstanding throughout each period.

AlphaSimplex Global Alternatives Fund (Consolidated*)

	Class C				
	Year Ended December 31, 2021	Year Ended December 31, 2020	Year Ended December 31, 2019	Year Ended December 31, 2018	Year Ended December 31, 2017
Net asset value, beginning of the period	\$ 10.02	\$ 10.48	\$ 9.59	\$ 10.33	\$ 9.40
Income (loss) from Investment Operations:					
Net investment income (loss) ^(a)	(0.16)	(0.11)	0.02	(0.02)	(0.10)
Net realized and unrealized gain (loss)	0.20	(0.22)	0.88	(0.70)	1.03
Total from Investment Operations	0.04	(0.33)	0.90	(0.72)	0.93
Less Distributions From:					
Net investment income	—	(0.13)	(0.01)	(0.02)	—
Net asset value, end of the period	\$ 10.06	\$ 10.02	\$ 10.48	\$ 9.59	\$ 10.33
Total return ^(b)	0.30% ^(c)	(3.17)% ^(c)	9.48% ^(c)	(7.09)% ^(c)	9.89%
Ratios to Average Net Assets:					
Net assets, end of the period (000's)	\$ 3,109	\$ 5,059	\$ 11,171	\$ 15,537	\$ 24,521
Net expenses	2.26% ^{(d)(e)(f)}	2.27% ^{(d)(g)}	2.29% ^(d)	2.29% ^(d)	2.32% ^{(h)(i)}
Gross expenses	2.37% ^{(e)(f)}	2.33%	2.32%	2.30%	2.32% ⁽ⁱ⁾
Net investment income (loss)	(1.61)%	(1.08)%	0.23%	(0.17)%	(1.00)%
Portfolio turnover rate ^(j)	115%	232% ^(k)	125%	59%	—%

(a) Per share net investment income (loss) has been calculated using the average shares outstanding during the period.

(b) A contingent deferred sales charge for Class C shares is not reflected in total return calculations.

(c) Had certain expenses not been waived/reimbursed during the period, total returns would have been lower.

(d) The investment adviser agreed to waive its fees and/or reimburse a portion of the Fund's expenses during the period. Without this waiver/reimbursement, expenses would have been higher.

(e) Includes interest expense. Without this expense the ratio of net expenses would have been 2.24% and the ratio of gross expenses would have been 2.35%.

(f) Does not include expenses of the underlying funds in which the Fund invests. Had underlying fund expenses been included, the net and gross expense ratios to average net assets would have been 2.27% and 2.38%, respectively.

(g) Effective July 1, 2020, the expense limit decreased from 2.29% to 2.24%.

(h) Effective July 1, 2017, the expense limit decreased from 2.35% to 2.29%.

(i) Includes interest expense. Without this expense the ratio of net expenses would have been 2.30% and the ratio of gross expenses would have been 2.31%.

(j) Prior to 2018, the portfolio turnover rate was not reported due to the short term nature of the portfolio of investments.

(k) The variation in the Fund's turnover rate from 2019 to 2020 was primarily due to an increase in shareholder activity and reallocations in investment models resulting in increased equity security transactions.

Financial Performance

For a share outstanding throughout each period.

AlphaSimplex Global Alternatives Fund (Consolidated*)

	Class N				
	Year Ended December 31, 2021	Year Ended December 31, 2020	Year Ended December 31, 2019	Year Ended December 31, 2018	Year Ended December 31, 2017
Net asset value, beginning of the period	\$ 10.82	\$ 11.35	\$ 10.40	\$ 11.22	\$ 10.19
Income (loss) from Investment Operations:					
Net investment income (loss) ^(a)	(0.08)	0.00 ^(b)	0.15	0.10	0.01
Net realized and unrealized gain (loss)	0.23	(0.24)	0.94	(0.77)	1.11
Total from Investment Operations	0.15	(0.24)	1.09	(0.67)	1.12
Less Distributions From:					
Net investment income	—	(0.29)	(0.14)	(0.15)	(0.09)
Net asset value, end of the period	\$ 10.97	\$ 10.82	\$ 11.35	\$ 10.40	\$ 11.22
Total return	1.39% ^(c)	(2.06)% ^(c)	10.48% ^(c)	(6.08)% ^(c)	10.98%
Ratios to Average Net Assets:					
Net assets, end of the period (000's)	\$ 142	\$ 131	\$ 526	\$ 14,377	\$ 10,376
Net expenses	1.21% ^{(d)(e)(f)}	1.22% ^{(d)(g)}	1.24% ^(d)	1.24% ^(d)	1.26% ^{(h)(i)}
Gross expenses	1.98% ^{(e)(f)}	1.68%	1.26%	1.25%	1.26% ⁽ⁱ⁾
Net investment income (loss)	(0.70)%	0.02%	1.38%	0.94%	0.09%
Portfolio turnover rate ^(j)	115%	232% ^(k)	125%	59%	—%

(a) Per share net investment income (loss) has been calculated using the average shares outstanding during the period.

(b) Amount rounds to less than \$0.01 per share.

(c) Had certain expenses not been waived/reimbursed during the period, total returns would have been lower.

(d) The investment adviser agreed to waive its fees and/or reimburse a portion of the Fund's expenses during the period. Without this waiver/reimbursement, expenses would have been higher.

(e) Includes interest expense. Without this expense the ratio of net expenses would have been 1.19% and the ratio of gross expenses would have been 1.96%.

(f) Does not include expenses of the underlying funds in which the Fund invests. Had underlying fund expenses been included, the net and gross expense ratios to average net assets would have been 1.22% and 1.99%, respectively.

(g) Effective July 1, 2020, the expense limit decreased from 1.24% to 1.19%.

(h) Effective July 1, 2017, the expense limit decreased from 1.30% to 1.24%.

(i) Includes interest expense. Without this expense the ratio of net expenses would have been 1.24% and the ratio of gross expenses would have been 1.24%.

(j) Prior to 2018, the portfolio turnover rate was not reported due to the short term nature of the portfolio of investments.

(k) The variation in the Fund's turnover rate from 2019 to 2020 was primarily due to an increase in shareholder activity and reallocations in investment models resulting in increased equity security transactions.

Financial Performance

For a share outstanding throughout each period.

AlphaSimplex Global Alternatives Fund (Consolidated*)

	Class Y				
	Year Ended December 31, 2021	Year Ended December 31, 2020	Year Ended December 31, 2019	Year Ended December 31, 2018	Year Ended December 31, 2017
Net asset value, beginning of the period	\$ 10.84	\$ 11.36	\$ 10.40	\$ 11.22	\$ 10.19
Income (loss) from Investment Operations:					
Net investment income (loss) ^(a)	(0.07)	(0.01)	0.14	0.09	0.00 ^(b)
Net realized and unrealized gain (loss)	0.21	(0.23)	0.95	(0.77)	1.11
Total from Investment Operations	0.14	(0.24)	1.09	(0.68)	1.11
Less Distributions From:					
Net investment income	—	(0.28)	(0.13)	(0.14)	(0.08)
Net asset value, end of the period	\$ 10.98	\$ 10.84	\$ 11.36	\$ 10.40	\$ 11.22
Total return	1.29% ^(c)	(2.12)% ^(c)	10.49% ^(c)	(6.04)% ^(c)	10.93%
Ratios to Average Net Assets:					
Net assets, end of the period (000's)	\$ 322,349	\$ 502,517	\$ 784,884	\$ 1,132,058	\$ 1,559,650
Net expenses	1.26% ^{(d)(e)(f)}	1.27% ^{(d)(g)}	1.29% ^(d)	1.29% ^(d)	1.32% ^{(h)(i)}
Gross expenses	1.37% ^{(e)(f)}	1.33%	1.32%	1.30%	1.32% ⁽ⁱ⁾
Net investment income (loss)	(0.60)%	(0.11)%	1.23%	0.85%	0.02%
Portfolio turnover rate ^(j)	115%	232% ^(k)	125%	59%	—%

(a) Per share net investment income (loss) has been calculated using the average shares outstanding during the period.

(b) Amount rounds to less than \$0.01 per share.

(c) Had certain expenses not been waived/reimbursed during the period, total returns would have been lower.

(d) The investment adviser agreed to waive its fees and/or reimburse a portion of the Fund's expenses during the period. Without this waiver/reimbursement, expenses would have been higher.

(e) Includes interest expense. Without this expense the ratio of net expenses would have been 1.24% and the ratio of gross expenses would have been 1.35%.

(f) Does not include expenses of the underlying funds in which the Fund invests. Had underlying fund expenses been included, the net and gross expense ratios to average net assets would have been 1.27% and 1.38%, respectively.

(g) Effective July 1, 2020, the expense limit decreased from 1.29% to 1.24%.

(h) Effective July 1, 2017, the expense limit decreased from 1.35% to 1.29%.

(i) Includes interest expense. Without this expense the ratio of net expenses would have been 1.30% and the ratio of gross expenses would have been 1.31%.

(j) Prior to 2018, the portfolio turnover rate was not reported due to the short term nature of the portfolio of investments.

(k) The variation in the Fund's turnover rate from 2019 to 2020 was primarily due to an increase in shareholder activity and reallocations in investment models resulting in increased equity security transactions.

Financial Performance

For a share outstanding throughout each period.

AlphaSimplex Managed Futures Strategy Fund (Consolidated*)

	Class A				
	Year Ended December 31, 2021	Year Ended December 31, 2020	Year Ended December 31, 2019	Year Ended December 31, 2018	Year Ended December 31, 2017
Net asset value, beginning of the period	\$ 10.17	\$ 9.26	\$ 8.97	\$ 10.38	\$ 9.78
Income (loss) from Investment Operations:					
Net investment income (loss) ^(a)	(0.18)	(0.10)	0.04	0.02	(0.06)
Net realized and unrealized gain (loss)	0.52	1.33	0.69	(1.31)	0.66
Total from Investment Operations	0.34	1.23	0.73	(1.29)	0.60
Less Distributions From:					
Net investment income	(0.57)	(0.32)	(0.44)	—	—
Net realized capital gains	—	—	—	(0.12)	—
Total Distributions	(0.57)	(0.32)	(0.44)	(0.12)	—
Net asset value, end of the period	\$ 9.94	\$ 10.17	\$ 9.26	\$ 8.97	\$ 10.38
Total return ^(b)	3.30% ^(c)	13.27% ^(c)	8.09% ^(c)	(12.55)%	6.13%
Ratios to Average Net Assets:					
Net assets, end of the period (000's)	\$ 51,356	\$ 170,442	\$ 222,059	\$ 133,996	\$ 299,505
Net expenses	1.72% ^{(d)(e)}	1.70% ^(d)	1.70% ^(d)	1.70%	1.75% ^{(f)(g)}
Gross expenses	1.76% ^(e)	1.80%	1.79%	1.70%	1.75% ^{(f)(g)}
Net investment income (loss)	(1.63)%	(0.99)%	0.47%	0.21%	(0.61)%
Portfolio turnover rate ^(h)	—%	—%	—%	—%	—%

(a) Per share net investment income (loss) has been calculated using the average shares outstanding during the period.

(b) A sales charge for Class A shares is not reflected in total return calculations.

(c) Had certain expenses not been waived/reimbursed during the period, total returns would have been lower.

(d) The investment adviser agreed to waive its fees and/or reimburse a portion of the Fund's expenses during the period. Without this waiver/reimbursement, expenses would have been higher.

(e) Includes interest expense. Without this expense the ratio of net expenses would have been 1.70% and the ratio of gross expenses would have been 1.74%.

(f) Includes interest expense. Without this expense the ratio of net expenses would have been 1.70% and the ratio of gross expenses would have been 1.70%.

(g) Includes fee/expense recovery of 0.01%.

(h) Due to the short-term nature of the portfolio of investments there is no portfolio turnover calculation.

Financial Performance

For a share outstanding throughout each period.

AlphaSimplex Managed Futures Strategy Fund (Consolidated*)

	Class C				
	Year Ended December 31, 2021	Year Ended December 31, 2020	Year Ended December 31, 2019	Year Ended December 31, 2018	Year Ended December 31, 2017
Net asset value, beginning of the period	\$ 9.63	\$ 8.78	\$ 8.51	\$ 9.93	\$ 9.42
Income (loss) from Investment Operations:					
Net investment loss ^(a)	(0.24)	(0.16)	(0.02)	(0.05)	(0.13)
Net realized and unrealized gain (loss)	0.49	1.26	0.64	(1.25)	0.64
Total from Investment Operations	0.25	1.10	0.62	(1.30)	0.51
Less Distributions From:					
Net investment income	(0.50)	(0.25)	(0.35)	—	—
Net realized capital gains	—	—	—	(0.12)	—
Total Distributions	(0.50)	(0.25)	(0.35)	(0.12)	—
Net asset value, end of the period	\$ 9.38	\$ 9.63	\$ 8.78	\$ 8.51	\$ 9.93
Total return ^(b)	2.54% ^(c)	12.48% ^(c)	7.30% ^(c)	(13.22)%	5.41%
Ratios to Average Net Assets:					
Net assets, end of the period (000's)	\$ 17,400	\$ 19,793	\$ 21,621	\$ 29,421	\$ 53,661
Net expenses	2.47% ^{(d)(e)}	2.45% ^(d)	2.45% ^(d)	2.45%	2.50% ^{(f)(g)}
Gross expenses	2.51% ^(e)	2.54%	2.53%	2.45%	2.50% ^{(f)(g)}
Net investment loss	(2.38)%	(1.78)%	(0.24)%	(0.52)%	(1.36)%
Portfolio turnover rate ^(h)	—%	—%	—%	—%	—%

(a) Per share net investment loss has been calculated using the average shares outstanding during the period.

(b) A contingent deferred sales charge for Class C shares is not reflected in total return calculations.

(c) Had certain expenses not been waived/reimbursed during the period, total returns would have been lower.

(d) The investment adviser agreed to waive its fees and/or reimburse a portion of the Fund's expenses during the period. Without this waiver/reimbursement, expenses would have been higher.

(e) Includes interest expense. Without this expense the ratio of net expenses would have been 2.45% and the ratio of gross expenses would have been 2.48%.

(f) Includes interest expense. Without this expense the ratio of net expenses would have been 2.45% and the ratio of gross expenses would have been 2.45%.

(g) Includes fee/expense recovery of 0.01%.

(h) Due to the short-term nature of the portfolio of investments there is no portfolio turnover calculation.

Financial Performance

For a share outstanding throughout each period.

AlphaSimplex Managed Futures Strategy Fund (Consolidated*)

	Class N				
	Year Ended December 31, 2021	Year Ended December 31, 2020	Year Ended December 31, 2019	Year Ended December 31, 2018	Period Ended December 31, 2017*
Net asset value, beginning of the period	\$ 10.30	\$ 9.38	\$ 9.07	\$ 10.46	\$ 9.81
Income (loss) from Investment Operations:					
Net investment income (loss) ^(a)	(0.14)	(0.07)	0.08	0.08	(0.01)
Net realized and unrealized gain (loss)	0.52	1.35	0.70	(1.35)	0.67
Total from Investment Operations	0.38	1.28	0.78	(1.27)	0.66
Less Distributions From:					
Net investment income	(0.62)	(0.36)	(0.47)	—	(0.01)
Net realized capital gains	—	—	—	(0.12)	—
Total Distributions	(0.62)	(0.36)	(0.47)	(0.12)	(0.01)
Net asset value, end of the period	\$ 10.06	\$ 10.30	\$ 9.38	\$ 9.07	\$ 10.46
Total return	3.63%	13.77%	8.45%	(12.26)%	6.76% ^{(b)(c)}
Ratios to Average Net Assets:					
Net assets, end of the period (000's)	\$ 188,562	\$ 133,731	\$ 117,258	\$ 67,957	\$ 1,017
Net expenses	1.38% ^(d)	1.35%	1.36%	1.36%	1.34% ^{(e)(f)(g)}
Gross expenses	1.38% ^(d)	1.35%	1.36%	1.36%	14.83% ^{(e)(g)}
Net investment income (loss)	(1.29)%	(0.73)%	0.79%	0.83%	(0.17)% ^(e)
Portfolio turnover rate ^(h)	—%	—%	—%	—%	—%

* From commencement of Class operations on May 1, 2017 through December 31, 2017.

(a) Per share net investment income (loss) has been calculated using the average shares outstanding during the period.

(b) Periods less than one year are not annualized.

(c) Had certain expenses not been waived/reimbursed during the period, total returns would have been lower.

(d) Includes interest expense. Without this expense the ratio of net expenses would have been 1.36% and the ratio of gross expenses would have been 1.36%.

(e) Computed on an annualized basis for periods less than one year.

(f) The investment adviser agreed to waive its fees and/or reimburse a portion of the Fund's expenses during the period. Without this waiver/reimbursement, expenses would have been higher.

(g) Includes interest expense. Without this expense the ratio of net expenses would have been 1.29% and the ratio of gross expenses would have been 14.78%.

(h) Due to the short-term nature of the portfolio of investments there is no portfolio turnover calculation.

Financial Performance

For a share outstanding throughout each period.

AlphaSimplex Managed Futures Strategy Fund (Consolidated*)

	Class Y				
	Year Ended December 31, 2021	Year Ended December 31, 2020	Year Ended December 31, 2019	Year Ended December 31, 2018	Year Ended December 31, 2017
Net asset value, beginning of the period	\$ 10.28	\$ 9.36	\$ 9.06	\$ 10.46	\$ 9.83
Income (loss) from Investment Operations:					
Net investment income (loss) ^(a)	(0.15)	(0.08)	0.07	0.05	(0.03)
Net realized and unrealized gain (loss)	0.52	1.35	0.69	(1.33)	0.67
Total from Investment Operations	0.37	1.27	0.76	(1.28)	0.64
Less Distributions From:					
Net investment income	(0.61)	(0.35)	(0.46)	—	(0.01)
Net realized capital gains	—	—	—	(0.12)	—
Total Distributions	(0.61)	(0.35)	(0.46)	(0.12)	(0.01)
Net asset value, end of the period	\$ 10.04	\$ 10.28	\$ 9.36	\$ 9.06	\$ 10.46
Total return	3.53% ^(b)	13.56% ^(b)	8.35% ^(b)	(12.35)%	6.48%
Ratios to Average Net Assets:					
Net assets, end of the period (000's)	\$ 1,245,471	\$ 1,162,122	\$ 1,212,973	\$ 1,836,962	\$ 3,102,626
Net expenses	1.47% ^{(c)(d)}	1.45% ^(c)	1.45% ^(c)	1.45%	1.50% ^{(e)(f)}
Gross expenses	1.51% ^(d)	1.54%	1.53%	1.45%	1.50% ^{(e)(f)}
Net investment income (loss)	(1.38)%	(0.80)%	0.77%	0.49%	(0.34)%
Portfolio turnover rate ^(g)	—%	—%	—%	—%	—%

(a) Per share net investment income (loss) has been calculated using the average shares outstanding during the period.

(b) Had certain expenses not been waived/reimbursed during the period, total returns would have been lower.

(c) The investment adviser agreed to waive its fees and/or reimburse a portion of the Fund's expenses during the period. Without this waiver/reimbursement, expenses would have been higher.

(d) Includes interest expense. Without this expense the ratio of net expenses would have been 1.45% and the ratio of gross expenses would have been 1.48%.

(e) Includes interest expense. Without this expense the ratio of net expenses would have been 1.45% and the ratio of gross expenses would have been 1.45%.

(f) Includes fee/expense recovery of 0.01%.

(g) Due to the short-term nature of the portfolio of investments there is no portfolio turnover calculation.

Financial Performance

For a share outstanding throughout each period.

Gateway Equity Call Premium Fund

	Class A				
	Year Ended December 31, 2021	Year Ended December 31, 2020	Year Ended December 31, 2019	Year Ended December 31, 2018	Year Ended December 31, 2017
Net asset value, beginning of the period	\$ 14.03	\$ 13.07	\$ 11.32	\$ 12.08	\$ 10.89
Income (loss) from Investment Operations:					
Net investment income ^(a)	0.07	0.09	0.10	0.09	0.10
Net realized and unrealized gain (loss)	2.62	0.95	1.76	(0.76)	1.18
Total from Investment Operations	2.69	1.04	1.86	(0.67)	1.28
Less Distributions From:					
Net investment income	(0.06)	(0.08)	(0.11)	(0.09)	(0.09)
Net asset value, end of the period	\$ 16.66	\$ 14.03	\$ 13.07	\$ 11.32	\$ 12.08
Total return ^{(b)(c)}	19.20%	8.06%	16.46%	(5.60)%	11.80%
Ratios to Average Net Assets:					
Net assets, end of the period (000's)	\$ 2,613	\$ 1,456	\$ 2,363	\$ 2,375	\$ 7,085
Net expenses ^(d)	1.03% ^{(e)(f)}	1.20%	1.20%	1.20%	1.20%
Gross expenses	1.20%	1.43%	1.42%	1.44%	1.30%
Net investment income	0.43%	0.69%	0.82%	0.73%	0.85%
Portfolio turnover rate	5%	15%	17%	58%	19%

(a) Per share net investment income has been calculated using the average shares outstanding during the period.

(b) A sales charge for Class A shares is not reflected in total return calculations.

(c) Had certain expenses not been waived/reimbursed during the period, total returns would have been lower.

(d) The investment adviser agreed to waive its fees and/or reimburse a portion of the Fund's expenses during the period. Without this waiver/reimbursement, expenses would have been higher.

(e) Effective July 1, 2021, the expense limit decreased from 1.20% to 0.93%.

(f) Includes additional voluntary waiver of advisory fee of 0.02%.

Financial Performance

For a share outstanding throughout each period.

Gateway Equity Call Premium Fund

	Class C				
	Year Ended December 31, 2021	Year Ended December 31, 2020	Year Ended December 31, 2019	Year Ended December 31, 2018	Year Ended December 31, 2017
Net asset value, beginning of the period	\$ 13.96	\$ 13.03	\$ 11.29	\$ 12.05	\$ 10.87
Income (loss) from Investment Operations:					
Net investment income (loss) ^(a)	(0.05)	(0.01)	0.01	0.00 ^(b)	0.01
Net realized and unrealized gain (loss)	2.61	0.95	1.74	(0.75)	1.18
Total from Investment Operations	2.56	0.94	1.75	(0.75)	1.19
Less Distributions From:					
Net investment income	(0.00) ^(b)	(0.01)	(0.01)	(0.01)	(0.01)
Net asset value, end of the period	\$ 16.52	\$ 13.96	\$ 13.03	\$ 11.29	\$ 12.05
Total return ^{(c)(d)}	18.28%	7.23%	15.54%	(6.24)%	10.95%
Ratios to Average Net Assets:					
Net assets, end of the period (000's)	\$ 814	\$ 741	\$ 727	\$ 849	\$ 648
Net expenses ^(e)	1.79% ^{(f)(g)}	1.95%	1.95%	1.95%	1.95%
Gross expenses	1.96%	2.17%	2.17%	2.19%	2.05%
Net investment income (loss)	(0.33)%	(0.10)%	0.07%	0.02%	0.10%
Portfolio turnover rate	5%	15%	17%	58%	19%

(a) Per share net investment income (loss) has been calculated using the average shares outstanding during the period.

(b) Amount rounds to less than \$0.01 per share.

(c) A contingent deferred sales charge for Class C shares is not reflected in total return calculations.

(d) Had certain expenses not been waived/reimbursed during the period, total returns would have been lower.

(e) The investment adviser agreed to waive its fees and/or reimburse a portion of the Fund's expenses during the period. Without this waiver/reimbursement, expenses would have been higher.

(f) Effective July 1, 2021, the expense limit decreased from 1.95% to 1.68%.

(g) Includes additional voluntary waiver of advisory fee of 0.02%.

Financial Performance

For a share outstanding throughout each period.

Gateway Equity Call Premium Fund

	Class N				
	Year Ended December 31, 2021	Year Ended December 31, 2020	Year Ended December 31, 2019	Year Ended December 31, 2018	Period Ended December 31, 2017*
Net asset value, beginning of the period	\$ 14.01	\$ 13.06	\$ 11.32	\$ 12.09	\$ 11.34
Income (loss) from Investment Operations:					
Net investment income ^(a)	0.11	0.12	0.13	0.13	0.10
Net realized and unrealized gain (loss)	2.61	0.95	1.76	(0.77)	0.75
Total from Investment Operations	2.72	1.07	1.89	(0.64)	0.85
Less Distributions From:					
Net investment income	(0.10)	(0.12)	(0.15)	(0.13)	(0.10)
Net asset value, end of the period	\$ 16.63	\$ 14.01	\$ 13.06	\$ 11.32	\$ 12.09
Total return ^(b)	19.49%	8.36%	16.73%	(5.32)%	7.50% ^(c)
Ratios to Average Net Assets:					
Net assets, end of the period (000's)	\$ 437	\$ 728	\$ 530	\$ 1	\$ 1
Net expenses ^(d)	0.77% ^(e)	0.90%	0.90%	0.90%	0.90% ^(f)
Gross expenses	1.08%	1.29%	1.63%	15.41%	14.26% ^(f)
Net investment income	0.70%	0.95%	1.03%	1.04%	1.22% ^(f)
Portfolio turnover rate	5%	15%	17%	58%	19% ^(g)

* From commencement of Class operations on May 1, 2017 through December 31, 2017.

(a) Per share net investment income has been calculated using the average shares outstanding during the period.

(b) Had certain expenses not been waived/reimbursed during the period, total returns would have been lower.

(c) Periods less than one year are not annualized.

(d) The investment adviser agreed to waive its fees and/or reimburse a portion of the Fund's expenses during the period. Without this waiver/reimbursement, expenses would have been higher.

(e) Effective July 1, 2021, the expense limit decreased from 0.90% to 0.63%.

(f) Computed on an annualized basis for periods less than one year.

(g) Represents the Fund's portfolio turnover rate for the year ended December 31, 2017.

Financial Performance

For a share outstanding throughout each period.

Gateway Equity Call Premium Fund

	Class Y				
	Year Ended December 31, 2021	Year Ended December 31, 2020	Year Ended December 31, 2019	Year Ended December 31, 2018	Year Ended December 31, 2017
Net asset value, beginning of the period	\$ 14.02	\$ 13.07	\$ 11.32	\$ 12.09	\$ 10.89
Income (loss) from Investment Operations:					
Net investment income ^(a)	0.10	0.11	0.13	0.12	0.13
Net realized and unrealized gain (loss)	2.63	0.96	1.76	(0.76)	1.19
Total from Investment Operations	2.73	1.07	1.89	(0.64)	1.32
Less Distributions From:					
Net investment income	(0.10)	(0.12)	(0.14)	(0.13)	(0.12)
Net asset value, end of the period	\$ 16.65	\$ 14.02	\$ 13.07	\$ 11.32	\$ 12.09
Total return ^(b)	19.43%	8.38%	16.67%	(5.37)%	12.21%
Ratios to Average Net Assets:					
Net assets, end of the period (000's)	\$ 102,004	\$ 56,979	\$ 60,794	\$ 67,125	\$ 73,255
Net expenses ^(c)	0.78% ^{(d)(e)}	0.95%	0.95%	0.95%	0.95%
Gross expenses	0.95%	1.17%	1.17%	1.19%	1.05%
Net investment income	0.67%	0.90%	1.06%	1.01%	1.10%
Portfolio turnover rate	5%	15%	17%	58%	19%

(a) Per share net investment income has been calculated using the average shares outstanding during the period.

(b) Had certain expenses not been waived/reimbursed during the period, total returns would have been lower.

(c) The investment adviser agreed to waive its fees and/or reimburse a portion of the Fund's expenses during the period. Without this waiver/reimbursement, expenses would have been higher.

(d) Effective July 1, 2021, the expense limit decreased from 0.95% to 0.68%.

(e) Includes additional voluntary waiver of advisory fee of 0.02%.

Financial Performance

For a share outstanding throughout each period.

Gateway Fund

	Class A				
	Year Ended December 31, 2021	Year Ended December 31, 2020	Year Ended December 31, 2019	Year Ended December 31, 2018	Year Ended December 31, 2017
Net asset value, beginning of the period	\$ 36.76	\$ 34.69	\$ 31.65	\$ 33.47	\$ 30.84
Income (loss) from Investment Operations:					
Net investment income ^(a)	0.18	0.30	0.37	0.34	0.39
Net realized and unrealized gain (loss)	3.93	2.08	3.05	(1.80)	2.58
Total from Investment Operations	4.11	2.38	3.42	(1.46)	2.97
Less Distributions From:					
Net investment income	(0.17)	(0.31)	(0.38)	(0.36)	(0.34)
Net asset value, end of the period	\$ 40.70	\$ 36.76	\$ 34.69	\$ 31.65	\$ 33.47
Ratios to Average Net Assets:					
Net assets, end of the period (000's)	\$ 1,073,713	\$ 987,702	\$ 1,125,464	\$ 1,177,641	\$ 1,669,272
Net expenses ^(d)	0.94% ^(e)	0.94%	0.94%	0.94%	0.94%
Gross expenses	0.98% ^(e)	1.02%	1.01%	1.01%	1.02%
Net investment income	0.46%	0.88%	1.12%	1.03%	1.20%
Portfolio turnover rate	11%	22%	12%	10%	34%
Total return ^{(b)(c)}	11.24%	6.92%	10.84%	(4.39)%	9.66%

(a) Per share net investment income has been calculated using the average shares outstanding during the period.

(b) Had certain expenses not been waived/reimbursed during the period, total returns would have been lower.

(c) A sales charge for Class A shares is not reflected in total return calculations.

(d) The investment adviser agreed to waive its fees and/or reimburse a portion of the Fund's expenses during the period. Without this waiver/reimbursement, expenses would have been higher.

(e) Includes refund of prior year service fee of 0.01%.

Financial Performance

For a share outstanding throughout each period.

Gateway Fund

	Class C				
	Year Ended December 31, 2021	Year Ended December 31, 2020	Year Ended December 31, 2019	Year Ended1 December 31, 2018	Year Ended December 31, 2017
Net asset value, beginning of the period	\$ 36.60	\$ 34.54	\$ 31.50	\$ 33.32	\$ 30.72
Income (loss) from Investment Operations:					
Net investment income (loss) ^(a)	(0.11)	0.04	0.12	0.09	0.14
Net realized and unrealized gain (loss)	3.92	2.07	3.03	(1.80)	2.57
Total from Investment Operations	3.81	2.11	3.15	(1.71)	2.71
Less Distributions From:					
Net investment income	—	(0.05)	(0.11)	(0.11)	(0.11)
Net asset value, end of the period	\$ 40.41	\$ 36.60	\$ 34.54	\$ 31.50	\$ 33.32
Total return ^{(b)(c)}	10.41%	6.13%	10.02%	(5.15)%	8.85%
Ratios to Average Net Assets:					
Net assets, end of the period (000's)	\$ 114,019	\$ 142,623	\$ 215,947	\$ 272,904	\$ 336,891
Net expenses ^(d)	1.70%	1.70%	1.70%	1.70%	1.70%
Gross expenses	1.73%	1.77%	1.76%	1.76%	1.77%
Net investment income (loss)	(0.30)%	0.12%	0.37%	0.27%	0.44%
Portfolio turnover rate	11%	22%	12%	10%	34%

(a) Per share net investment income (loss) has been calculated using the average shares outstanding during the period.

(b) Had certain expenses not been waived/reimbursed during the period, total returns would have been lower.

(c) A contingent deferred sales charge for Class C shares is not reflected in total return calculations.

(d) The investment adviser agreed to waive its fees and/or reimburse a portion of the Fund's expenses during the period. Without this waiver/reimbursement, expenses would have been higher.

Financial Performance

For a share outstanding throughout each period.

Gateway Fund

	Class N				
	Year Ended December 31, 2021	Year Ended December 31, 2020	Year Ended December 31, 2019	Year Ended December 31, 2018	Period Ended December 31, 2017 *
Net asset value, beginning of the period	\$ 36.74	\$ 34.68	\$ 31.63	\$ 33.46	\$ 31.89
Income (loss) from Investment Operations:					
Net investment income ^(a)	0.29	0.40	0.47	0.44	0.32
Net realized and unrealized gain (loss)	3.94	2.07	3.06	(1.81)	1.56
Total from Investment Operations	4.23	2.47	3.53	(1.37)	1.88
Less Distributions From:					
Net investment income	(0.29)	(0.41)	(0.48)	(0.46)	(0.31)
Net asset value, end of the period	\$ 40.68	\$ 36.74	\$ 34.68	\$ 31.63	\$ 33.46
Total return ^(b)	11.57%	7.25%	11.17%	(4.13)%	5.93% ^(c)
Ratios to Average Net Assets:					
Net assets, end of the period (000's)	\$ 504,299	\$ 369,829	\$ 369,793	\$ 179,727	\$ 126,262
Net expenses ^(d)	0.65%	0.65%	0.65%	0.65%	0.65% ^(e)
Gross expenses	0.67%	0.70%	0.69%	0.70%	0.74% ^(e)
Net investment income	0.74%	1.17%	1.40%	1.32%	1.42% ^(e)
Portfolio turnover rate	11%	22%	12%	10%	34% ^(f)

* From commencement of Class operations on May 1, 2017 through December 31, 2017.

(a) Per share net investment income has been calculated using the average shares outstanding during the period.

(b) Had certain expenses not been waived/reimbursed during the period, total returns would have been lower.

(c) Periods less than one year are not annualized.

(d) The investment adviser agreed to waive its fees and/or reimburse a portion of the Fund's expenses during the period. Without this waiver/reimbursement, expenses would have been higher.

(e) Computed on an annualized basis for periods less than one year.

(f) Represents the Fund's portfolio turnover rate for the year ended December 31, 2017.

Financial Performance

For a share outstanding throughout each period.

Gateway Fund

	Class Y				
	Year Ended December 31, 2021	Year Ended December 31, 2020	Year Ended December 31, 2019	Year Ended December 31, 2018	Year Ended December 31, 2017
Net asset value, beginning of the period	\$ 36.73	\$ 34.67	\$ 31.63	\$ 33.46	\$ 30.83
Income (loss) from Investment Operations:					
Net investment income ^(a)	0.27	0.38	0.46	0.43	0.47
Net realized and unrealized gain (loss)	3.94	2.07	3.04	(1.81)	2.58
Total from Investment Operations	4.21	2.45	3.50	(1.38)	3.05
Less Distributions From:					
Net investment income	(0.27)	(0.39)	(0.46)	(0.45)	(0.42)
Net asset value, end of the period	\$ 40.67	\$ 36.73	\$ 34.67	\$ 31.63	\$ 33.46
Total return ^(b)	11.49%	7.19%	11.12%	(4.18)%	9.93%
Ratios to Average Net Assets:					
Net assets, end of the period (000's)	\$ 6,492,511	\$ 5,624,810	\$ 6,446,007	\$ 6,508,061	\$ 6,392,640
Net expenses ^(c)	0.70%	0.70%	0.70%	0.70%	0.70%
Gross expenses	0.73%	0.77%	0.76%	0.76%	0.77%
Net investment income	0.70%	1.12%	1.37%	1.28%	1.44%
Portfolio turnover rate	11%	22%	12%	10%	34%

(a) Per share net investment income has been calculated using the average shares outstanding during the period.

(b) Had certain expenses not been waived/reimbursed during the period, total returns would have been lower.

(c) The investment adviser agreed to waive its fees and/or reimburse a portion of the Fund's expenses during the period. Without this waiver/reimbursement, expenses would have been higher.

Financial Performance

For a share outstanding throughout each period.

Mirova Global Green Bond Fund

	Class A				
	Year Ended December 31, 2021	Year Ended December 31, 2020	Year Ended December 31, 2019	Year Ended December 31, 2018	Period Ended December 31, 2017 *
Net asset value, beginning of the period	\$ 10.77	\$ 10.36	\$ 9.71	\$ 9.96	\$ 10.00
Income (loss) from Investment Operations:					
Net investment income ^(a)	0.04	0.07	0.09	0.08	0.04
Net realized and unrealized gain (loss)	(0.37)	0.71	0.80	(0.02)	0.11
Total from Investment Operations	(0.33)	0.78	0.89	0.06	0.15
Less Distributions From:					
Net investment income	(0.14)	(0.18)	(0.10)	(0.31)	(0.19)
Net realized capital gains	(0.16)	(0.19)	(0.14)	—	—
Total Distributions	(0.30)	(0.37)	(0.24)	(0.31)	(0.19)
Net asset value, end of the period	\$ 10.14	\$ 10.77	\$ 10.36	\$ 9.71	\$ 9.96
Total return ^{(b)(c)}	(3.02)%	7.61%	9.16%	0.64%	1.46% ^(d)
Ratios to Average Net Assets:					
Net assets, end of the period (000's)	\$ 6,798	\$ 5,674	\$ 2,549	\$ 814	\$ 139
Net expenses ^(e)	0.96% ^{(f)(g)}	0.97% ^(h)	0.96% ⁽ⁱ⁾	0.96% ^(j)	0.96% ^{(k)(l)}
Gross expenses	1.41% ^(g)	1.43% ^(h)	1.56% ⁽ⁱ⁾	1.75% ^(j)	5.23% ^{(k)(l)}
Net investment income	0.39%	0.69%	0.86%	0.85%	0.49% ^(k)
Portfolio turnover rate	37%	53%	25%	46%	46%

* From commencement of operations on February 28, 2017 through December 31, 2017.

(a) Per share net investment income has been calculated using the average shares outstanding during the period.

(b) A sales charge for Class A shares is not reflected in total return calculations.

(c) Had certain expenses not been waived/reimbursed during the period, total returns would have been lower.

(d) Periods less than one year are not annualized.

(e) The investment adviser agreed to waive its fees and/or reimburse a portion of the Fund's expenses during the period. Without this waiver/reimbursement, expenses would have been higher.

(f) Effective July 1, 2021, the expense limit decreased from 0.95% to 0.90%.

(g) Includes interest expense. Without this expense the ratio of net expenses would have been 0.92% and the ratio of gross expenses would have been 1.37%.

(h) Includes interest expense. Without this expense the ratio of net expenses would have been 0.95% and the ratio of gross expenses would have been 1.41%.

(i) Includes interest expense. Without this expense the ratio of net expenses would have been 0.95% and the ratio of gross expenses would have been 1.55%.

(j) Includes interest expense. Without this expense the ratio of net expenses would have been 0.95% and the ratio of gross expenses would have been 1.74%.

(k) Computed on an annualized basis for periods less than one year.

(l) Includes interest expense. Without this expense the ratio of net expenses would have been 0.95% and the ratio of gross expenses would have been 5.22%.

Financial Performance

For a share outstanding throughout each period.

Mirova Global Green Bond Fund

	Class N				
	Year Ended December 31, 2021	Year Ended December 31, 2020	Year Ended December 31, 2019	Year Ended December 31, 2018	Period Ended December 31, 2017 *
Net asset value, beginning of the period	\$ 10.80	\$ 10.39	\$ 9.73	\$ 9.98	\$ 10.00
Income (loss) from Investment Operations:					
Net investment income ^(a)	0.07	0.10	0.12	0.11	0.06
Net realized and unrealized gain (loss)	(0.36)	0.71	0.80	(0.02)	0.12
Total from Investment Operations	(0.29)	0.81	0.92	0.09	0.18
Less Distributions From:					
Net investment income	(0.18)	(0.21)	(0.12)	(0.34)	(0.20)
Net realized capital gains	(0.16)	(0.19)	(0.14)	—	—
Total Distributions	(0.34)	(0.40)	(0.26)	(0.34)	(0.20)
Net asset value, end of the period	\$ 10.17	\$ 10.80	\$ 10.39	\$ 9.73	\$ 9.98
Total return ^(b)	(2.73)%	7.89%	9.52%	0.93%	1.77% ^(c)
Ratios to Average Net Assets:					
Net assets, end of the period (000's)	\$ 8,110	\$ 11,781	\$ 27,322	\$ 27,050	\$ 25,805
Net expenses ^(d)	0.67% ^{(e)(f)}	0.67% ^(g)	0.66% ^(h)	0.66% ⁽ⁱ⁾	0.67% ^{(j)(k)}
Gross expenses	1.05% ^(f)	1.07% ^(g)	1.08% ^(h)	1.12% ⁽ⁱ⁾	1.11% ^{(j)(k)}
Net investment income	0.69%	0.96%	1.17%	1.13%	0.75% ^(j)
Portfolio turnover rate	37%	53%	25%	46%	46%

* From commencement of operations on February 28, 2017 through December 31, 2017.

(a) Per share net investment income has been calculated using the average shares outstanding during the period.

(b) Had certain expenses not been waived/reimbursed during the period, total returns would have been lower.

(c) Periods less than one year are not annualized.

(d) The investment adviser agreed to waive its fees and/or reimburse a portion of the Fund's expenses during the period. Without this waiver/reimbursement, expenses would have been higher.

(e) Effective July 1, 2021, the expense limit decreased from 0.65% to 0.60%.

(f) Includes interest expense. Without this expense the ratio of net expenses would have been 0.63% and the ratio of gross expenses would have been 1.02%.

(g) Includes interest expense. Without this expense the ratio of net expenses would have been 0.65% and the ratio of gross expenses would have been 1.05%.

(h) Includes interest expense. Without this expense the ratio of net expenses would have been 0.65% and the ratio of gross expenses would have been 1.07%.

(i) Includes interest expense. Without this expense the ratio of net expenses would have been 0.65% and the ratio of gross expenses would have been 1.11%.

(j) Computed on an annualized basis for periods less than one year.

(k) Includes interest expense. Without this expense the ratio of net expenses would have been 0.65% and the ratio of gross expenses would have been 1.10%.

Financial Performance

For a share outstanding throughout each period.

Mirova Global Green Bond Fund

	Class Y				
	Year Ended December 31, 2021	Year Ended December 31, 2020	Year Ended December 31, 2019	Year Ended December 31, 2018	Period Ended December 31, 2017 *
Net asset value, beginning of the period	\$ 10.79	\$ 10.37	\$ 9.72	\$ 9.97	\$ 10.00
Income (loss) from Investment Operations:					
Net investment income ^(a)	0.07	0.10	0.11	0.12	0.06
Net realized and unrealized gain (loss)	(0.37)	0.72	0.80	(0.03)	0.11
Total from Investment Operations	(0.30)	0.82	0.91	0.09	0.17
Less Distributions From:					
Net investment income	(0.17)	(0.21)	(0.12)	(0.34)	(0.20)
Net realized capital gains	(0.16)	(0.19)	(0.14)	—	—
Total Distributions	(0.33)	(0.40)	(0.26)	(0.34)	(0.20)
Net asset value, end of the period	\$ 10.16	\$ 10.79	\$ 10.37	\$ 9.72	\$ 9.97
Total return ^(b)	(2.69)%	7.85%	9.38%	0.89%	1.66% ^(c)
Ratios to Average Net Assets:					
Net assets, end of the period (000's)	\$ 32,217	\$ 22,081	\$ 7,060	\$ 1,205	\$ 43
Net expenses ^(d)	0.71% ^{(e)(f)}	0.72% ^(g)	0.71% ^(h)	0.71% ⁽ⁱ⁾	0.71% ^{(j)(k)}
Gross expenses	1.16% ^(f)	1.18% ^(g)	1.28% ^(h)	1.39% ⁽ⁱ⁾	3.62% ^{(j)(k)}
Net investment income	0.63%	0.94%	1.10%	1.19%	0.71% ^(j)
Portfolio turnover rate	37%	53%	25%	46%	46%

* From commencement of operations on February 28, 2017 through December 31, 2017.

(a) Per share net investment income has been calculated using the average shares outstanding during the period.

(b) Had certain expenses not been waived/reimbursed during the period, total returns would have been lower.

(c) Periods less than one year are not annualized.

(d) The investment adviser agreed to waive its fees and/or reimburse a portion of the Fund's expenses during the period. Without this waiver/reimbursement, expenses would have been higher.

(e) Effective July 1, 2021, the expense limit decreased from 0.70% to 0.65%.

(f) Includes interest expense. Without this expense the ratio of net expenses would have been 0.67% and the ratio of gross expenses would have been 1.13%.

(g) Includes interest expense. Without this expense the ratio of net expenses would have been 0.70% and the ratio of gross expenses would have been 1.16%.

(h) Includes interest expense. Without this expense the ratio of net expenses would have been 0.70% and the ratio of gross expenses would have been 1.27%.

(i) Includes interest expense. Without this expense the ratio of net expenses would have been 0.70% and the ratio of gross expenses would have been 1.39%.

(j) Computed on an annualized basis for periods less than one year.

(k) Includes interest expense. Without this expense the ratio of net expenses would have been 0.70% and the ratio of gross expenses would have been 3.62%.

Financial Performance

For a share outstanding throughout each period.

Mirova Global Sustainable Equity Fund

	Class A				
	Year Ended December 31, 2021	Year Ended December 31, 2020	Year Ended December 31, 2019	Year Ended December 31, 2018	Year Ended December 31, 2017
Net asset value, beginning of the period	\$ 19.57	\$ 14.92	\$ 11.45	\$ 12.77	\$ 9.90
Income (loss) from Investment Operations:					
Net investment income (loss) ^(a)	(0.01)	(0.02)	0.03	0.00 ^(b)	(0.04)
Net realized and unrealized gain (loss)	3.45	4.77	3.69	(0.84)	3.06
Total from Investment Operations	3.44	4.75	3.72	(0.84)	3.02
Less Distributions From:					
Net investment income	(0.00) ^(b)	(0.00) ^(b)	(0.03)	(0.00) ^(b)	(0.03)
Net realized capital gains	(2.48)	(0.10)	(0.22)	(0.48)	(0.12)
Total Distributions	(2.48)	(0.10)	(0.25)	(0.48)	(0.15)
Net asset value, end of the period	\$ 20.53	\$ 19.57	\$ 14.92	\$ 11.45	\$ 12.77
Total return ^{(c)(d)}	17.82%	32.07%	32.63%	(6.54)%	30.44%
Ratios to Average Net Assets:					
Net assets, end of the period (000's)	\$ 43,117	\$ 33,625	\$ 12,884	\$ 6,360	\$ 3,260
Net expenses ^(e)	1.21% ^(f)	1.20%	1.21% ^(g)	1.30% ^{(h)(i)}	1.29%
Gross expenses	1.24% ^(f)	1.24%	1.39% ^(g)	1.39% ^(h)	1.43%
Net investment income (loss)	(0.03)%	(0.14)%	0.21%	0.03%	(0.36)%
Portfolio turnover rate	40% ^(j)	11%	23%	19%	20%

(a) Per share net investment income (loss) has been calculated using the average shares outstanding during the period.

(b) Amount rounds to less than \$0.01 per share.

(c) Had certain expenses not been waived/reimbursed during the period, total returns would have been lower.

(d) A sales charge for Class A shares is not reflected in total return calculations.

(e) The investment adviser agreed to waive its fees and/or reimburse a portion of the Fund's expenses during the period. Without this waiver/reimbursement, expenses would have been higher.

(f) Includes interest expense. Without this expense the ratio of net expenses would have been 1.20% and the ratio of gross expenses would have been 1.24%.

(g) Includes interest expense. Without this expense the ratio of net expenses would have been 1.20% and the ratio of gross expenses would have been 1.38%.

(h) Includes interest expense of less than 0.01%.

(i) Effective December 28, 2018, the expense limit decreased from 1.30% to 1.20%.

(j) The variation in the Fund's turnover rate from 2020 to 2021 was primarily due to an increase in shareholder activity.

Financial Performance

For a share outstanding throughout each period.

Mirova Global Sustainable Equity Fund

	Class C				
	Year Ended December 31, 2021	Year Ended December 31, 2020	Year Ended December 31, 2019	Year Ended December 31, 2018	Year Ended December 31, 2017
Net asset value, beginning of the period	\$ 18.95	\$ 14.56	\$ 11.24	\$ 12.63	\$ 9.85
Income (loss) from Investment Operations:					
Net investment loss ^(a)	(0.16)	(0.13)	(0.07)	(0.09)	(0.12)
Net realized and unrealized gain (loss)	3.31	4.62	3.61	(0.82)	3.02
Total from Investment Operations	3.15	4.49	3.54	(0.91)	2.90
Less Distributions From:					
Net investment income	(0.00) ^(b)	(0.00) ^(b)	—	—	—
Net realized capital gains	(2.48)	(0.10)	(0.22)	(0.48)	(0.12)
Total Distributions	(2.48)	(0.10)	(0.22)	(0.48)	(0.12)
Net asset value, end of the period	\$ 19.62	\$ 18.95	\$ 14.56	\$ 11.24	\$ 12.63
Total return ^{(c)(d)}	16.85%	31.07%	31.66%	(7.20)%	29.40%
Ratios to Average Net Assets:					
Net assets, end of the period (000's)	\$ 17,248	\$ 11,196	\$ 5,406	\$ 2,706	\$ 1,164
Net expenses ^(e)	1.96% ^(f)	1.95%	1.96% ^(g)	2.05% ^{(h)(i)}	2.04%
Gross expenses	1.99% ^(f)	1.99%	2.14% ^(g)	2.14% ^(h)	2.18%
Net investment loss	(0.79)%	(0.84)%	(0.52)%	(0.72)%	(1.02)%
Portfolio turnover rate	40% ^(j)	11%	23%	19%	20%

(a) Per share net investment loss has been calculated using the average shares outstanding during the period.

(b) Amount rounds to less than \$0.01 per share.

(c) Had certain expenses not been waived/reimbursed during the period, total returns would have been lower.

(d) A contingent deferred sales charge for Class C shares is not reflected in total return calculations.

(e) The investment adviser agreed to waive its fees and/or reimburse a portion of the Fund's expenses during the period. Without this waiver/reimbursement, expenses would have been higher.

(f) Includes interest expense. Without this expense the ratio of net expenses would have been 1.95% and the ratio of gross expenses would have been 1.99%.

(g) Includes interest expense. Without this expense the ratio of net expenses would have been 1.95% and the ratio of gross expenses would have been 2.13%.

(h) Includes interest expense of less than 0.01%.

(i) Effective December 28, 2018, the expense limit decreased from 2.05% to 1.95%.

(j) The variation in the Fund's turnover rate from 2020 to 2021 was primarily due to an increase in shareholder activity.

Financial Performance

For a share outstanding throughout each period.

Mirova Global Sustainable Equity Fund

	Class N				
	Year Ended December 31, 2021	Year Ended December 31, 2020	Year Ended December 31, 2019	Year Ended December 31, 2018	Period Ended December 31, 2017 *
Net asset value, beginning of the period	\$ 19.71	\$ 14.99	\$ 11.49	\$ 12.81	\$ 11.29
Income (loss) from Investment Operations:					
Net investment income (loss) ^(a)	0.05	0.01	0.06	(0.01)	0.02
Net realized and unrealized gain (loss)	3.49	4.82	3.72	(0.79)	1.66
Total from Investment Operations	3.54	4.83	3.78	(0.80)	1.68
Less Distributions From:					
Net investment income	(0.05)	(0.01)	(0.06)	(0.04)	(0.04)
Net realized capital gains	(2.48)	(0.10)	(0.22)	(0.48)	(0.12)
Total Distributions	(2.53)	(0.11)	(0.28)	(0.52)	(0.16)
Net asset value, end of the period	\$ 20.72	\$ 19.71	\$ 14.99	\$ 11.49	\$ 12.81
Total return ^(b)	18.17%	32.44%	33.05%	(6.26)%	14.81% ^(c)
Ratios to Average Net Assets:					
Net assets, end of the period (000's)	\$ 219,679	\$ 72,768	\$ 11,000	\$ 2,842	\$ 1
Net expenses ^(d)	0.91% ^{(e)(f)}	0.90%	0.90% ^(g)	1.01% ^{(h)(i)}	1.00% ^(j)
Gross expenses	0.91% ^{(e)(f)}	0.93%	1.08% ^(g)	1.08% ^(h)	14.30% ^(j)
Net investment income (loss)	0.24%	0.08%	0.46%	(0.08)%	0.29% ^(j)
Portfolio turnover rate	40% ^(k)	11%	23%	19%	20% ^(l)

* From commencement of Class operations on May 1, 2017 through December 31, 2017.

(a) Per share net investment income (loss) has been calculated using the average shares outstanding during the period.

(b) Had certain expenses not been waived/reimbursed during the period, total returns would have been lower.

(c) Periods less than one year are not annualized.

(d) The investment adviser agreed to waive its fees and/or reimburse a portion of the Fund's expenses during the period. Without this waiver/reimbursement, expenses would have been higher.

(e) Includes interest expense. Without this expense the ratio of net expenses would have been 0.90% and the ratio of gross expenses would have been 0.90%.

(f) Includes fee/expense recovery of 0.01%.

(g) Includes interest expense of less than 0.01%.

(h) Includes interest expense. Without this expense the ratio of net expenses would have been 0.99% and the ratio of gross expenses would have been 1.07%.

(i) Effective December 28, 2018, the expense limit decreased from 1.00% to 0.90%.

(j) Computed on an annualized basis for periods less than one year.

(k) The variation in the Fund's turnover rate from 2020 to 2021 was primarily due to an increase in shareholder activity.

(l) Represents the Fund's portfolio turnover rate for the year ended December 31, 2017.

Financial Performance

For a share outstanding throughout each period.

Mirova Global Sustainable Equity Fund

	Class Y				
	Year Ended December 31, 2021	Year Ended December 31, 2020	Year Ended December 31, 2019	Year Ended December 31, 2018	Year Ended December 31, 2017
Net asset value, beginning of the period	\$ 19.71	\$ 14.99	\$ 11.49	\$ 12.81	\$ 9.91
Income (loss) from Investment Operations:					
Net investment income ^(a)	0.05	0.01	0.07	0.04	0.03
Net realized and unrealized gain (loss)	3.46	4.81	3.70	(0.85)	3.02
Total from Investment Operations	3.51	4.82	3.77	(0.81)	3.05
Less Distributions From:					
Net investment income	(0.03)	(0.00) ^(b)	(0.05)	(0.03)	(0.03)
Net realized capital gains	(2.48)	(0.10)	(0.22)	(0.48)	(0.12)
Total Distributions	(2.51)	(0.10)	(0.27)	(0.51)	(0.15)
Net asset value, end of the period	\$ 20.71	\$ 19.71	\$ 14.99	\$ 11.49	\$ 12.81
Total return ^(c)	18.06%	32.42%	32.99%	(6.32)%	30.75%
Ratios to Average Net Assets:					
Net assets, end of the period (000's)	\$ 840,638	\$ 760,181	\$ 118,032	\$ 69,705	\$ 63,359
Net expenses ^(d)	0.96% ^(e)	0.95%	0.96% ^(f)	1.05% ^{(g)(h)}	1.04%
Gross expenses	0.99% ^(e)	0.99%	1.14% ^(f)	1.15% ^(g)	1.16%
Net investment income	0.22%	0.06%	0.50%	0.29%	0.26%
Portfolio turnover rate	40% ⁽ⁱ⁾	11%	23%	19%	20%

(a) Per share net investment income has been calculated using the average shares outstanding during the period.

(b) Amount rounds to less than \$0.01 per share.

(c) Had certain expenses not been waived/reimbursed during the period, total returns would have been lower.

(d) The investment adviser agreed to waive its fees and/or reimburse a portion of the Fund's expenses during the period. Without this waiver/reimbursement, expenses would have been higher.

(e) Includes interest expense. Without this expense the ratio of net expenses would have been 0.95% and the ratio of gross expenses would have been 0.99%.

(f) Includes interest expense. Without this expense the ratio of net expenses would have been 0.95% and the ratio of gross expenses would have been 1.13%.

(g) Includes interest expense of less than 0.01%.

(h) Effective December 28, 2018, the expense limit decreased from 1.05% to 0.95%.

(i) The variation in the Fund's turnover rate from 2020 to 2021 was primarily due to an increase in shareholder activity.

Financial Performance

For a share outstanding throughout each period.

Mirova International Sustainable Equity Fund

	Class A			
	Year Ended December 31, 2021	Year Ended December 31, 2020	Year Ended December 31, 2019	Period Ended December 31, 2018 *
Net asset value, beginning of the period	\$ 13.95	\$ 12.51	\$ 10.03	\$ 10.00
Income (loss) from Investment Operations:				
Net investment income (loss) ^(a)	0.08	(0.01)	0.12	(0.00) ^(b)
Net realized and unrealized gain (loss)	0.78	2.87	2.48	0.03
Total from Investment Operations	0.86	2.86	2.60	0.03
Less Distributions From:				
Net investment income	(0.09)	(0.12)	(0.12)	—
Net realized capital gains	(0.37)	(1.30)	—	—
Total Distributions	(0.46)	(1.42)	(0.12)	—
Net asset value, end of the period	\$ 14.35	\$ 13.95	\$ 12.51	\$ 10.03
Total return ^{(c)(d)}	6.22%	23.18%	25.97%	0.30% ^(e)
Ratios to Average Net Assets:				
Net assets, end of the period (000's)	\$ 380	\$ 76	\$ 4	\$ 1
Net expenses ^(f)	1.21% ^(g)	1.26% ^(h)	1.21% ⁽ⁱ⁾	1.20% ^(j)
Gross expenses	2.08% ^(g)	5.69% ^(h)	107.91% ⁽ⁱ⁾	22.87% ^(j)
Net investment income (loss)	0.57%	(0.04)%	1.09%	(1.20)% ^(j)
Portfolio turnover rate	8%	11%	8%	0%

* From commencement of operations on December 28, 2018 through December 31, 2018.

(a) Per share net investment income (loss) has been calculated using the average shares outstanding during the period.

(b) Amount rounds to less than \$0.01 per share.

(c) A sales charge for Class A shares is not reflected in total return calculations.

(d) Had certain expenses not been waived/reimbursed during the period, total returns would have been lower.

(e) Periods less than one year are not annualized.

(f) The investment adviser agreed to waive its fees and/or reimburse a portion of the Fund's expenses during the period. Without this waiver/reimbursement, expenses would have been higher.

(g) Includes interest expense. Without this expense the ratio of net expenses would have been 1.20% and the ratio of gross expenses would have been 2.07%.

(h) Includes interest expense. Without this expense the ratio of net expenses would have been 1.20% and the ratio of gross expenses would have been 5.64%.

(i) Includes interest expense. Without this expense the ratio of net expenses would have been 1.20% and the ratio of gross expenses would have been 107.90%.

(j) Computed on an annualized basis for periods less than one year.

Financial Performance

For a share outstanding throughout each period.

Mirova International Sustainable Equity Fund

	Class N			
	Year Ended December 31, 2021	Year Ended December 31, 2020	Year Ended December 31, 2019	Period Ended December 31, 2018 *
Net asset value, beginning of the period	\$ 13.99	\$ 12.51	\$ 10.03	\$ 10.00
Income (loss) from Investment Operations:				
Net investment income (loss) ^(a)	0.14	0.07	0.15	(0.00) ^(b)
Net realized and unrealized gain (loss)	0.76	2.84	2.49	0.03
Total from Investment Operations	0.90	2.91	2.64	0.03
Less Distributions From:				
Net investment income	(0.12)	(0.13)	(0.16)	—
Net realized capital gains	(0.37)	(1.30)	—	—
Total Distributions	(0.49)	(1.43)	(0.16)	—
Net asset value, end of the period	\$ 14.40	\$ 13.99	\$ 12.51	\$ 10.03
Total return ^(c)	6.47%	23.60%	26.31%	0.30% ^(d)
Ratios to Average Net Assets:				
Net assets, end of the period (000's)	\$ 27,569	\$ 16,478	\$ 17,193	\$ 10,035
Net expenses ^(e)	0.91% ^(f)	0.93% ^(g)	0.92% ^(h)	0.90% ⁽ⁱ⁾
Gross expenses	1.44% ^(f)	1.83% ^(g)	1.99% ^(h)	22.55% ⁽ⁱ⁾
Net investment income (loss)	0.94%	0.58%	1.36%	(0.90)% ⁽ⁱ⁾
Portfolio turnover rate	8%	11%	8%	0%

* From commencement of operations on December 28, 2018 through December 31, 2018.

(a) Per share net investment income (loss) has been calculated using the average shares outstanding during the period.

(b) Amount rounds to less than \$0.01 per share.

(c) Had certain expenses not been waived/reimbursed during the period, total returns would have been lower.

(d) Periods less than one year are not annualized.

(e) The investment adviser agreed to waive its fees and/or reimburse a portion of the Fund's expenses during the period. Without this waiver/reimbursement, expenses would have been higher.

(f) Includes interest expense. Without this expense the ratio of net expenses would have been 0.90% and the ratio of gross expenses would have been 1.43%.

(g) Includes interest expense. Without this expense the ratio of net expenses would have been 0.90% and the ratio of gross expenses would have been 1.80%.

(h) Includes interest expense. Without this expense the ratio of net expenses would have been 0.75% and the ratio of gross expenses would have been 1.22%.

(i) Computed on an annualized basis for periods less than one year.

Financial Performance

For a share outstanding throughout each period.

Mirova International Sustainable Equity Fund

	Class Y			
	Year Ended December 31, 2021	Year Ended December 31, 2020	Year Ended December 31, 2019	Period Ended December 31, 2018 *
Net asset value, beginning of the period	\$ 13.98	\$ 12.50	\$ 10.03	\$ 10.00
Income (loss) from Investment Operations:				
Net investment income (loss) ^(a)	0.08	0.03	0.15	(0.00) ^(b)
Net realized and unrealized gain (loss)	0.80	2.88	2.48	0.03
Total from Investment Operations	0.88	2.91	2.63	0.03
Less Distributions From:				
Net investment income	(0.11)	(0.13)	(0.16)	—
Net realized capital gains	(0.37)	(1.30)	—	—
Total Distributions	(0.48)	(1.43)	(0.16)	—
Net asset value, end of the period	\$ 14.38	\$ 13.98	\$ 12.50	\$ 10.03
Total return ^(c)	6.39%	23.60%	26.21%	0.30% ^(d)
Ratios to Average Net Assets:				
Net assets, end of the period (000's)	\$ 1,783	\$ 75	\$ 9	\$ 1
Net expenses ^(e)	0.96% ^(f)	1.00% ^(g)	0.96% ^(h)	0.95% ⁽ⁱ⁾
Gross expenses	1.83% ^(f)	6.51% ^(g)	94.13% ^(h)	22.51% ⁽ⁱ⁾
Net investment income (loss)	0.52%	0.21%	1.36%	(0.95)% ⁽ⁱ⁾
Portfolio turnover rate	8%	11%	8%	0%

* From commencement of operations on December 28, 2018 through December 31, 2018.

(a) Per share net investment income (loss) has been calculated using the average shares outstanding during the period.

(b) Amount rounds to less than \$0.01 per share.

(c) Had certain expenses not been waived/reimbursed during the period, total returns would have been lower.

(d) Periods less than one year are not annualized.

(e) The investment adviser agreed to waive its fees and/or reimburse a portion of the Fund's expenses during the period. Without this waiver/reimbursement, expenses would have been higher.

(f) Includes interest expense. Without this expense the ratio of net expenses would have been 0.95% and the ratio of gross expenses would have been 1.82%.

(g) Includes interest expense. Without this expense the ratio of net expenses would have been 0.95% and the ratio of gross expenses would have been 6.46%.

(h) Includes interest expense. Without this expense the ratio of net expenses would have been 0.95% and the ratio of gross expenses would have been 94.12%.

(i) Computed on an annualized basis for periods less than one year.

Financial Performance

For a share outstanding throughout each period.

Mirova U.S. Sustainable Equity Fund

	Class A	
	Year Ended December 31, 2021	Period Ended December 31, 2020 *
Net asset value, beginning of the period	\$ 10.21	\$ 10.00
Income (loss) from Investment Operations:		
Net investment loss ^(a)	(0.04)	(0.00) ^(b)
Net realized and unrealized gain (loss)	3.06	0.21
Total from Investment Operations	3.02	0.21
Less Distributions From:		
Net realized capital gains	(0.66)	—
Total Distributions	(0.66)	—
Net asset value, end of the period	\$ 12.57	\$ 10.21
Total return ^{(c)(d)}	29.65%	2.10% ^(e)
Ratios to Average Net Assets:		
Net assets, end of the period (000's)	\$ 12	\$ 1
Net expenses ^(f)	1.05%	1.05% ^(g)
Gross expenses	8.99%	23.61% ^(g)
Net investment loss	(0.31)%	(0.73)% ^(g)
Portfolio turnover rate	9%	0%

* From commencement of operations on December 15, 2020 through December 31, 2020.

(a) Per share net investment loss has been calculated using the average shares outstanding during the period.

(b) Amount rounds to less than \$0.01 per share.

(c) Had certain expenses not been waived/reimbursed during the period, total returns would have been lower.

(d) A sales charge for Class A shares is not reflected in total return calculations.

(e) Periods less than one year are not annualized.

(f) The investment adviser agreed to waive its fees and/or reimburse a portion of the Fund's expenses during the period. Without this waiver/reimbursement, expenses would have been higher.

(g) Computed on an annualized basis for periods less than one year.

Financial Performance

For a share outstanding throughout each period.

Mirova U.S. Sustainable Equity Fund

	Class C	
	Year Ended December 31, 2021	Period Ended December 31, 2020 *
Net asset value, beginning of the period	\$ 10.21	\$ 10.00
Income (loss) from Investment Operations:		
Net investment loss ^(a)	(0.12)	(0.01)
Net realized and unrealized gain (loss)	3.04	0.22
Total from Investment Operations	2.92	0.21
Less Distributions From:		
Net realized capital gains	(0.66)	—
Net asset value, end of the period	\$ 12.47	\$ 10.21
Total return ^{(b)(c)}	28.62%	2.10% ^(d)
Ratios to Average Net Assets:		
Net assets, end of the period (000's)	\$ 101	\$ 1
Net expenses ^(e)	1.80%	1.80% ^(f)
Gross expenses	9.37%	24.34% ^(f)
Net investment loss	(0.91)%	(1.45)% ^(f)
Portfolio turnover rate	9%	0%

* From commencement of operations on December 15, 2020 through December 31, 2020.

(a) Per share net investment loss has been calculated using the average shares outstanding during the period.

(b) Had certain expenses not been waived/reimbursed during the period, total returns would have been lower.

(c) A contingent deferred sales charge for Class C shares is not reflected in total return calculations.

(d) Periods less than one year are not annualized.

(e) The investment adviser agreed to waive its fees and/or reimburse a portion of the Fund's expenses during the period. Without this waiver/reimbursement, expenses would have been higher.

(f) Computed on an annualized basis for periods less than one year.

Financial Performance

For a share outstanding throughout each period.

Mirova U.S. Sustainable Equity Fund

	Class N	
	Year Ended December 31, 2021	Period Ended December 31, 2020 *
Net asset value, beginning of the period	\$ 10.21	\$ 10.00
Income (loss) from Investment Operations:		
Net investment income (loss) ^(a)	0.01	(0.00) ^(b)
Net realized and unrealized gain (loss)	3.05	0.21
Total from Investment Operations	3.06	0.21
Less Distributions From:		
Net investment income	(0.02)	—
Net realized capital gains	(0.66)	—
Total Distributions	(0.68)	—
Net asset value, end of the period	\$ 12.59	\$ 10.21
Total return ^(c)	29.99%	2.10% ^(d)
Ratios to Average Net Assets:		
Net assets, end of the period (000's)	\$ 4,893	\$ 5,106
Net expenses ^(e)	0.75%	0.75% ^(f)
Gross expenses	3.50%	17.07% ^(f)
Net investment income (loss)	0.06%	(0.39)% ^(f)
Portfolio turnover rate	9%	0%

* From commencement of operations on December 15, 2020 through December 31, 2020.

(a) Per share net investment income (loss) has been calculated using the average shares outstanding during the period.

(b) Amount rounds to less than \$0.01 per share.

(c) Had certain expenses not been waived/reimbursed during the period, total returns would have been lower.

(d) Periods less than one year are not annualized.

(e) The investment adviser agreed to waive its fees and/or reimburse a portion of the Fund's expenses during the period. Without this waiver/reimbursement, expenses would have been higher.

(f) Computed on an annualized basis for periods less than one year.

Financial Performance

For a share outstanding throughout each period.

Mirova U.S. Sustainable Equity Fund

	Class Y	
	Year Ended December 31, 2021	Period Ended December 31, 2020 *
Net asset value, beginning of the period	\$ 10.21	\$ 10.00
Income (loss) from Investment Operations:		
Net investment income (loss) ^{(a)(b)}	(0.00)	(0.00)
Net realized and unrealized gain (loss)	3.06	0.21
Total from Investment Operations	3.06	0.21
Less Distributions From:		
Net investment income	(0.02)	—
Net realized capital gains	(0.66)	—
Total Distributions	(0.68)	—
Net asset value, end of the period	\$ 12.59	\$ 10.21
Total return ^(c)	29.97%	2.10% ^(d)
Ratios to Average Net Assets:		
Net assets, end of the period (000's)	\$ 44	\$ 1
Net expenses ^(e)	0.80%	0.80% ^(f)
Gross expenses	8.79%	23.24% ^(f)
Net investment loss	(0.01)%	(0.36)% ^(f)
Portfolio turnover rate	9%	0%

* From commencement of operations on December 15, 2020 through December 31, 2020.

(a) Per share net investment loss has been calculated using the average shares outstanding during the period.

(b) Amount rounds to less than \$0.01 per share.

(c) Had certain expenses not been waived/reimbursed during the period, total returns would have been lower.

(d) Periods less than one year are not annualized.

(e) The investment adviser agreed to waive its fees and/or reimburse a portion of the Fund's expenses during the period. Without this waiver/reimbursement, expenses would have been higher.

(f) Computed on an annualized basis for periods less than one year.

Financial Performance

For a share outstanding throughout each period.

Vaughan Nelson Mid Cap Fund

	Class A				
	Year Ended December 31, 2021	Year Ended December 31, 2020	Year Ended December 31, 2019	Year Ended December 31, 2018	Year Ended December 31, 2017
Net asset value, beginning of the period	\$ 21.79	\$ 22.42	\$ 17.37	\$ 22.65	\$ 20.55
Income (loss) from Investment Operations:					
Net investment income ^(a)	0.05	0.07	0.03	0.09	0.17 ^(b)
Net realized and unrealized gain (loss)	4.52	1.96	5.21	(3.71)	2.48
Total from Investment Operations	4.57	2.03	5.24	(3.62)	2.65
Less Distributions From:					
Net investment income	(0.04)	(0.04)	(0.02)	(0.15)	(0.18)
Net realized capital gains	(3.62)	(2.62)	(0.17)	(1.51)	(0.37)
Total Distributions	(3.66)	(2.66)	(0.19)	(1.66)	(0.55)
Net asset value, end of the period	\$ 22.70	\$ 21.79	\$ 22.42	\$ 17.37	\$ 22.65
Total return ^(c)	21.32% ^(d)	10.46% ^(d)	30.21% ^(d)	(16.10)%	12.93% ^(b)
Ratios to Average Net Assets:					
Net assets, end of the period (000's)	\$ 37,849	\$ 30,567	\$ 33,434	\$ 43,769	\$ 67,186
Net expenses	1.17% ^{(e)(f)}	1.20% ^(e)	1.25% ^{(e)(g)(h)}	1.24%	1.22%
Gross expenses	1.23%	1.29%	1.28% ^(g)	1.24%	1.22%
Net investment income	0.22%	0.35%	0.16%	0.42%	0.77% ^(b)
Portfolio turnover rate	71%	52%	52%	44%	42%

(a) Per share net investment income has been calculated using the average shares outstanding during the period.

(b) Includes a non-recurring dividend. Without this dividend, net investment income per share would have been \$0.09, total return would have been 12.53% and the ratio of net investment income to average net assets would have been 0.41%.

(c) A sales charge for Class A shares is not reflected in total return calculations.

(d) Had certain expenses not been waived/reimbursed during the period, total returns would have been lower.

(e) The investment adviser agreed to waive its fees and/or reimburse a portion of the Fund's expenses during the period. Without this waiver/reimbursement, expenses would have been higher.

(f) Effective July 1, 2021, the expense limit decreased from 1.20% to 1.15%.

(g) Includes interest expense. Without this expense the ratio of net expenses would have been 1.23% and the ratio of gross expenses would have been 1.26%.

(h) Effective July 1, 2019, the expense limit decreased from 1.40% to 1.20%.

Financial Performance

For a share outstanding throughout each period.

Vaughan Nelson Mid Cap Fund

	Class C				
	Year Ended December 31, 2021	Year Ended December 31, 2020	Year Ended December 31, 2019	Year Ended December 31, 2018	Year Ended December 31, 2017
Net asset value, beginning of the period	\$ 20.15	\$ 21.06	\$ 16.43	\$ 21.50	\$ 19.51
Income (loss) from Investment Operations:					
Net investment income (loss) ^(a)	(0.13)	(0.08)	(0.10)	(0.08)	0.00 ^{(b)(c)}
Net realized and unrealized gain (loss)	4.18	1.79	4.90	(3.48)	2.36
Total from Investment Operations	4.05	1.71	4.80	(3.56)	2.36
Less Distributions From:					
Net investment income	(0.00) ^(b)	—	(0.00) ^(b)	—	—
Net realized capital gains	(3.62)	(2.62)	(0.17)	(1.51)	(0.37)
Total Distributions	(3.62)	(2.62)	(0.17)	(1.51)	(0.37)
Net asset value, end of the period	\$ 20.58	\$ 20.15	\$ 21.06	\$ 16.43	\$ 21.50
Total return ^(d)	20.44% ^(e)	9.60% ^(e)	29.25% ^(e)	(16.71)%	12.11% ^(c)
Ratios to Average Net Assets:					
Net assets, end of the period (000's)	\$ 11,436	\$ 14,023	\$ 21,932	\$ 23,967	\$ 47,559
Net expenses	1.93% ^{(f)(g)}	1.95% ^(f)	1.99% ^{(f)(h)(i)}	1.98%	1.97%
Gross expenses	1.98%	2.04%	2.02% ^(h)	1.98%	1.97%
Net investment income (loss)	(0.56)%	(0.42)%	(0.50)%	(0.36)%	0.00% ^{(c)(j)}
Portfolio turnover rate	71%	52%	52%	44%	42%

(a) Per share net investment income (loss) has been calculated using the average shares outstanding during the period.

(b) Amount rounds to less than \$0.01 per share.

(c) Includes a non-recurring dividend. Without this dividend, net investment loss per share would have been \$(0.07), total return would have been 11.70% and the ratio of net investment loss to average net assets would have been (0.35)%.

(d) A contingent deferred sales charge for Class C shares is not reflected in total return calculations.

(e) Had certain expenses not been waived/reimbursed during the period, total returns would have been lower.

(f) The investment adviser agreed to waive its fees and/or reimburse a portion of the Fund's expenses during the period. Without this waiver/reimbursement, expenses would have been higher.

(g) Effective July 1, 2021, the expense limit decreased from 1.95% to 1.90%.

(h) Includes interest expense. Without this expense the ratio of net expenses would have been 1.98% and the ratio of gross expenses would have been 2.01%.

(i) Effective July 1, 2019, the expense limit decreased from 2.15% to 1.95%.

(j) Amount rounds to less than 0.01%.

Financial Performance

For a share outstanding throughout each period.

Vaughan Nelson Mid Cap Fund

	Class N				
	Year Ended December 31, 2021	Year Ended December 31, 2020	Year Ended December 31, 2019	Year Ended December 31, 2018	Year Ended December 31, 2017
Net asset value, beginning of the period	\$ 22.07	\$ 22.66	\$ 17.54	\$ 22.87	\$ 20.75
Income (loss) from Investment Operations:					
Net investment income ^(a)	0.14	0.13	0.11	0.17	0.25 ^(b)
Net realized and unrealized gain (loss)	4.58	2.00	5.27	(3.75)	2.51
Total from Investment Operations	4.72	2.13	5.38	(3.58)	2.76
Less Distributions From:					
Net investment income	(0.12)	(0.10)	(0.09)	(0.24)	(0.27)
Net realized capital gains	(3.62)	(2.62)	(0.17)	(1.51)	(0.37)
Total Distributions	(3.74)	(2.72)	(0.26)	(1.75)	(0.64)
Net asset value, end of the period	\$ 23.05	\$ 22.07	\$ 22.66	\$ 17.54	\$ 22.87
Total return	21.70% ^(c)	10.83% ^(c)	30.67% ^(c)	(15.78)%	13.31% ^(b)
Ratios to Average Net Assets:					
Net assets, end of the period (000's)	\$ 91,416	\$ 17,965	\$ 18,262	\$ 70,902	\$ 134,205
Net expenses	0.86% ^{(d)(e)}	0.90% ^(d)	0.92% ^{(d)(f)(g)}	0.88%	0.88%
Gross expenses	0.89%	0.94%	0.93% ^(f)	0.88%	0.88%
Net investment income	0.55%	0.65%	0.51%	0.76%	1.16% ^(b)
Portfolio turnover rate	71%	52%	52%	44%	42%

(a) Per share net investment income has been calculated using the average shares outstanding during the period.

(b) Includes a non-recurring dividend. Without this dividend, net investment income per share would have been \$0.17, total return would have been 12.92% and the ratio of net investment income to average net assets would have been 0.76%.

(c) Had certain expenses not been waived/reimbursed during the period, total returns would have been lower.

(d) The investment adviser agreed to waive its fees and/or reimburse a portion of the Fund's expenses during the period. Without this waiver/reimbursement, expenses would have been higher.

(e) Effective July 1, 2021, the expense limit decreased from 0.90% to 0.85%.

(f) Includes interest expense. Without this expense the ratio of net expenses would have been 0.91% and the ratio of gross expenses would have been 0.91%.

(g) Effective July 1, 2019, the expense limit decreased from 1.10% to 0.90%.

Financial Performance

For a share outstanding throughout each period.

Vaughan Nelson Mid Cap Fund

	Class Y				
	Year Ended December 31, 2021	Year Ended December 31, 2020	Year Ended December 31, 2019	Year Ended December 31, 2018	Year Ended December 31, 2017
Net asset value, beginning of the period	\$ 22.10	\$ 22.69	\$ 17.57	\$ 22.89	\$ 20.77
Income (loss) from Investment Operations:					
Net investment income ^(a)	0.11	0.12	0.10	0.15	0.23 ^(b)
Net realized and unrealized gain (loss)	4.60	2.00	5.26	(3.75)	2.51
Total from Investment Operations	4.71	2.12	5.36	(3.60)	2.74
Less Distributions From:					
Net investment income	(0.10)	(0.09)	(0.07)	(0.21)	(0.25)
Net realized capital gains	(3.62)	(2.62)	(0.17)	(1.51)	(0.37)
Total Distributions	(3.72)	(2.71)	(0.24)	(1.72)	(0.62)
Net asset value, end of the period	\$ 23.09	\$ 22.10	\$ 22.69	\$ 17.57	\$ 22.89
Total return	21.65% ^(c)	10.76% ^(c)	30.52% ^(c)	(15.85)%	13.19% ^(b)
Ratios to Average Net Assets:					
Net assets, end of the period (000's)	\$ 226,838	\$ 227,501	\$ 298,705	\$ 453,085	\$ 774,304
Net expenses	0.93% ^{(d)(e)}	0.95% ^(d)	1.00% ^{(d)(f)(g)}	0.99%	0.97%
Gross expenses	0.98%	1.04%	1.02% ^(f)	0.99%	0.97%
Net investment income	0.45%	0.60%	0.48%	0.66%	1.04% ^(b)
Portfolio turnover rate	71%	52%	52%	44%	42%

(a) Per share net investment income has been calculated using the average shares outstanding during the period.

(b) Includes a non-recurring dividend. Without this dividend, net investment income per share would have been \$0.15, total return would have been 12.80% and the ratio of net investment income to average net assets would have been 0.67%.

(c) Had certain expenses not been waived/reimbursed during the period, total returns would have been lower.

(d) The investment adviser agreed to waive its fees and/or reimburse a portion of the Fund's expenses during the period. Without this waiver/reimbursement, expenses would have been higher.

(e) Effective July 1, 2021, the expense limit decreased from 0.95% to 0.90%.

(f) Includes interest expense. Without this expense the ratio of net expenses would have been 0.98% and the ratio of gross expenses would have been 1.01%.

(g) Effective July 1, 2019, the expense limit decreased from 1.15% to 0.95%.

Financial Performance

For a share outstanding throughout each period.

Vaughan Nelson Small Cap Value Fund

	Class A				
	Year Ended December 31, 2021	Year Ended December 31, 2020	Year Ended December 31, 2019	Year Ended December 31, 2018	Year Ended December 31, 2017
Net asset value, beginning of the period	\$ 16.69	\$ 15.45	\$ 12.48	\$ 18.71	\$ 19.79
Income (loss) from Investment Operations:					
Net investment income (loss) ^(a)	0.00 ^{(b)(c)}	0.00 ^(c)	0.02	0.01	(0.01)
Net realized and unrealized gain (loss)	4.98	1.33	3.06	(2.76)	1.21
Total from Investment Operations	4.98	1.33	3.08	(2.75)	1.20
Less Distributions From:					
Net investment income	(0.01)	(0.00) ^(c)	(0.03)	(0.00) ^(c)	(0.00) ^(c)
Net realized capital gains	(3.79)	(0.09)	(0.08)	(3.48)	(2.28)
Total Distributions	(3.80)	(0.09)	(0.11)	(3.48)	(2.28)
Net asset value, end of the period	\$ 17.87	\$ 16.69	\$ 15.45	\$ 12.48	\$ 18.71
Total return ^(d)	30.24% ^{(b)(e)}	8.91% ^(e)	24.66% ^(e)	(14.84)%	6.28%
Ratios to Average Net Assets:					
Net assets, end of the period (000's)	\$ 81,493	\$ 61,571	\$ 67,525	\$ 66,376	\$ 93,751
Net expenses	1.27% ^{(f)(g)}	1.32% ^{(f)(h)}	1.40% ^{(f)(i)}	1.38%	1.36%
Gross expenses	1.43%	1.53%	1.47%	1.38%	1.36%
Net investment income (loss)	0.01% ^(b)	0.02%	0.12%	0.03%	(0.03)%
Portfolio turnover rate	92%	105%	61%	70%	92%

(a) Per share net investment income (loss) has been calculated using the average shares outstanding during the period.

(b) Includes a non-recurring dividend. Without this dividend, net investment loss per share would have been \$(0.05), total return would have been 29.95% and the ratio of net investment loss to average net assets would have been (0.25%).

(c) Amount rounds to less than \$0.01 per share.

(d) A sales charge for Class A shares is not reflected in total return calculations.

(e) Had certain expenses not been waived/reimbursed during the period, total returns would have been lower.

(f) The investment adviser agreed to waive its fees and/or reimburse a portion of the Fund's expenses during the period. Without this waiver/reimbursement, expenses would have been higher.

(g) Effective July 1, 2021, the expense limit decreased from 1.30% to 1.25%.

(h) Effective July 1, 2020, the expense limit decreased from 1.34% to 1.30%.

(i) Effective July 1, 2019, the expense limit decreased from 1.45% to 1.34%.

Financial Performance

For a share outstanding throughout each period.

Vaughan Nelson Small Cap Value Fund

	Class C				
	Year Ended December 31, 2021	Year Ended December 31, 2020	Year Ended December 31, 2019	Year Ended December 31, 2018	Year Ended December 31, 2017
Net asset value, beginning of the period	\$ 8.34	\$ 7.84	\$ 6.41	\$ 11.67	\$ 13.26
Income (loss) from Investment Operations:					
Net investment loss ^(a)	(0.06) ^(b)	(0.05)	(0.05)	(0.09)	(0.10)
Net realized and unrealized gain (loss)	2.45	0.64	1.57	(1.69)	0.79
Total from Investment Operations	2.39	0.59	1.52	(1.78)	0.69
Less Distributions From:					
Net investment income	—	(0.00) ^(c)	(0.01)	(0.00) ^(c)	(0.00) ^(c)
Net realized capital gains	(3.79)	(0.09)	(0.08)	(3.48)	(2.28)
Total Distributions	(3.79)	(0.09)	(0.09)	(3.48)	(2.28)
Net asset value, end of the period	\$ 6.94	\$ 8.34	\$ 7.84	\$ 6.41	\$ 11.67
Total return ^(d)	29.45% ^{(b)(e)}	8.08% ^(e)	23.69% ^(e)	(15.51)%	5.50%
Ratios to Average Net Assets:					
Net assets, end of the period (000's)	\$ 966	\$ 983	\$ 1,450	\$ 3,480	\$ 15,756
Net expenses	2.03% ^{(f)(g)}	2.07% ^{(f)(h)}	2.16% ^{(f)(i)}	2.12%	2.11%
Gross expenses	2.19%	2.28%	2.23%	2.12%	2.11%
Net investment loss	(0.67)% ^(b)	(0.71)%	(0.68)%	(0.83)%	(0.79)%
Portfolio turnover rate	92%	105%	61%	70%	92%

(a) Per share net investment loss has been calculated using the average shares outstanding during the period.

(b) Includes a non-recurring dividend. Without this dividend, net investment loss per share would have been \$(0.10), total return would have been 29.09% and the ratio of net investment loss to average net assets would have been (0.99%).

(c) Amount rounds to less than \$0.01 per share.

(d) A contingent deferred sales charge for Class C shares is not reflected in total return calculations.

(e) Had certain expenses not been waived/reimbursed during the period, total returns would have been lower.

(f) The investment adviser agreed to waive its fees and/or reimburse a portion of the Fund's expenses during the period. Without this waiver/reimbursement, expenses would have been higher.

(g) Effective July 1, 2021, the expense limit decreased from 2.05% to 2.00%.

(h) Effective July 1, 2020, the expense limit decreased from 2.09% to 2.05%.

(i) Effective July 1, 2019, the expense limit decreased from 2.20% to 2.09%.

Financial Performance

For a share outstanding throughout each period.

Vaughan Nelson Small Cap Value Fund

	Class N				
	Year Ended December 31, 2021	Year Ended December 31, 2020	Year Ended December 31, 2019	Year Ended December 31, 2018	Period Ended December 31, 2017*
Net asset value, beginning of the period	\$ 17.52	\$ 16.20	\$ 13.08	\$ 19.37	\$ 19.55
Income (loss) from Investment Operations:					
Net investment income ^(a)	0.01 ^(b)	0.04	0.08	0.08	0.07
Net realized and unrealized gain (loss)	5.29	1.42	3.20	(2.86)	1.35
Total from Investment Operations	5.30	1.46	3.28	(2.78)	1.42
Less Distributions From:					
Net investment income	(0.07)	(0.05)	(0.08)	(0.03)	(0.02)
Net realized capital gains	(3.79)	(0.09)	(0.08)	(3.48)	(1.58)
Total Distributions	(3.86)	(0.14)	(0.16)	(3.51)	(1.60)
Net asset value, end of the period	\$ 18.96	\$ 17.52	\$ 16.20	\$ 13.08	\$ 19.37
Total return ^(c)	30.64% ^(b)	9.27%	25.08%	(14.48)%	7.17% ^(d)
Ratios to Average Net Assets:					
Net assets, end of the period (000's)	\$ 1,383	\$ 23	\$ 21	\$ 1	\$ 1
Net expenses ^(e)	0.97% ^(f)	1.02% ^(g)	1.03% ^(h)	0.96%	0.96% ⁽ⁱ⁾
Gross expenses	1.19%	6.54%	11.80%	15.17%	14.68% ⁽ⁱ⁾
Net investment income	0.03% ^(b)	0.31%	0.52%	0.43%	0.56% ⁽ⁱ⁾
Portfolio turnover rate	92%	105%	61%	70%	92% ^(j)

* From commencement of Class operations on May 1, 2017 through December 31, 2017.

(a) Per share net investment income has been calculated using the average shares outstanding during the period.

(b) Includes a non-recurring dividend. Without this dividend, net investment income per share would have been \$0.01, total return would have been 30.37% and the ratio of net investment income to average net assets would have been 0.03%.

(c) Had certain expenses not been waived/reimbursed during the period, total returns would have been lower.

(d) Periods less than one year are not annualized.

(e) The investment adviser agreed to waive its fees and/or reimburse a portion of the Fund's expenses during the period. Without this waiver/reimbursement, expenses would have been higher.

(f) Effective July 1, 2021, the expense limit decreased from 1.00% to 0.95%.

(g) Effective July 1, 2020, the expense limit decreased from 1.04% to 1.00%.

(h) Effective July 1, 2019, the expense limit decreased from 1.15% to 1.04%.

(i) Computed on an annualized basis for periods less than one year.

(j) Represents the Fund's portfolio turnover rate for the year ended December 31, 2017.

Financial Performance

For a share outstanding throughout each period.

Vaughan Nelson Small Cap Value Fund

	Class Y				
	Year Ended December 31, 2021	Year Ended December 31, 2020	Year Ended December 31, 2019	Year Ended December 31, 2018	Year Ended December 31, 2017
Net asset value, beginning of the period	\$ 17.51	\$ 16.19	\$ 13.08	\$ 19.37	\$ 20.36
Income (loss) from Investment Operations:					
Net investment income ^(a)	0.06 ^(b)	0.04	0.05	0.04	0.05
Net realized and unrealized gain (loss)	5.23	1.41	3.21	(2.84)	1.25
Total from Investment Operations	5.29	1.45	3.26	(2.80)	1.30
Less Distributions From:					
Net investment income	(0.06)	(0.04)	(0.07)	(0.01)	(0.01)
Net realized capital gains	(3.79)	(0.09)	(0.08)	(3.48)	(2.28)
Total Distributions	(3.85)	(0.13)	(0.15)	(3.49)	(2.29)
Net asset value, end of the period	\$ 18.95	\$ 17.51	\$ 16.19	\$ 13.08	\$ 19.37
Total return	30.61% ^{(b)(c)}	9.23% ^(c)	24.88% ^(c)	(14.61)%	6.60%
Ratios to Average Net Assets:					
Net assets, end of the period (000's)	\$ 66,054	\$ 49,315	\$ 44,482	\$ 58,538	\$ 176,940
Net expenses	1.02% ^{(d)(e)}	1.07% ^{(d)(f)}	1.15% ^{(d)(g)}	1.12%	1.11%
Gross expenses	1.18%	1.28%	1.23%	1.12%	1.11%
Net investment income	0.28% ^(b)	0.26%	0.35%	0.22%	0.23%
Portfolio turnover rate	92%	105%	61%	70%	92%

(a) Per share net investment income has been calculated using the average shares outstanding during the period.

(b) Includes a non-recurring dividend. Without this dividend, net investment loss per share would have been \$0.00, total return would have been 30.26% and the ratio of net investment income to average net assets would have been 0.01%.

(c) Had certain expenses not been waived/reimbursed during the period, total returns would have been lower.

(d) The investment adviser agreed to waive its fees and/or reimburse a portion of the Fund's expenses during the period. Without this waiver/reimbursement, expenses would have been higher.

(e) Effective July 1, 2021, the expense limit decreased from 1.05% to 1.00%.

(f) Effective July 1, 2020, the expense limit decreased from 1.09% to 1.05%.

(g) Effective July 1, 2019, the expense limit decreased from 1.20% to 1.09%.

Appendix A - Intermediary Specific Information

Set forth below is information regarding sales load waivers and discounts available at specific financial intermediaries which are not affiliated with the Fund, the Advisers, and/or the Distributor. In all instances, it is the purchaser's responsibility to notify the financial intermediary at the time of purchase of any relationship or other facts qualifying the purchaser for sales load waivers or discounts.

Ameriprise Financial

Class A Shares Front-End Sales Charge Waivers Available at Ameriprise Financial:

The following information applies to Class A shares purchases if you have an account with or otherwise purchase Fund shares through Ameriprise Financial:

Shareholders purchasing Fund shares through an Ameriprise Financial brokerage account are eligible for the following front-end sales charge waivers, which may differ from those disclosed elsewhere in this Fund's prospectus or SAI:

- Employer-sponsored retirement plans (e.g., 401(k) plans, 457 plans, employer-sponsored 403(b) plans, profit sharing and money purchase pension plans and defined benefit plans). For purposes of this provision, employer-sponsored retirement plans do not include SEP IRAs, Simple IRAs or SAR-SEPs.
- Shares purchased through reinvestment of capital gains distributions and dividend reinvestment when purchasing shares of the same Fund (but not any other fund within the same fund family).
- Shares exchanged from Class C shares of the same fund in the month of or following the 7-year anniversary of the purchase date. To the extent that this prospectus elsewhere provides for a waiver with respect to exchanges of Class C shares or conversion of Class C shares following a shorter holding period, that waiver will apply.
- Employees and registered representatives of Ameriprise Financial or its affiliates and their immediate family members.
- Shares purchased by or through qualified accounts (including IRAs, Coverdell Education Savings Accounts, 401(k)s, 403(b) TSCAs subject to ERISA and defined benefit plans) that are held by a covered family member, defined as an Ameriprise financial advisor and/or the advisor's spouse, advisor's lineal ascendant (mother, father, grandmother, grandfather, great grandmother, great grandfather), advisor's lineal descendant (son, step-son, daughter, step-daughter, grandson, granddaughter, great grandson, great granddaughter) or any spouse of a covered family member who is a lineal descendant.
- Shares purchased from the proceeds of redemptions within the same fund family, provided (1) the repurchase occurs within 90 days following the redemption, (2) the redemption and purchase occur in the same account, and (3) redeemed shares were subject to a front-end or deferred sales load (i.e. Rights of Reinstatement).

Edward D. Jones & Co., L.P. ("Edward Jones")

Policies Regarding Transactions Through Edward Jones

The following information has been provided by Edward Jones:

The following information supersedes prior information with respect to transactions and positions held in fund shares through an Edward Jones system. Clients of Edward Jones (also referred to as "shareholders") purchasing fund shares on the Edward Jones commission and fee-based platforms are eligible only for the following sales charge discounts (also referred to as "breakpoints") and waivers, which can differ from discounts and waivers described elsewhere in this Prospectus or in the statement of additional information ("SAI") or through another broker-dealer. In all instances, it is the shareholder's responsibility to inform Edward Jones at the time of purchase of any relationship, holdings of Natixis Funds, or other facts qualifying the purchaser for discounts or waivers. Edward Jones can ask for documentation of such circumstance. Shareholders should contact Edward Jones if they have questions regarding their eligibility for these discounts and waivers.

Breakpoints

- Breakpoint pricing, otherwise known as volume pricing, at dollar thresholds as described in the prospectus.

Rights of Accumulation ("ROA")

- The applicable sales charge on a purchase of Class A shares is determined by taking into account all share classes (except certain money market funds and any assets held in group retirement plans) of the Natixis Funds held by the shareholder or in an account grouped by Edward Jones with other accounts for the purpose of providing certain pricing considerations ("pricing groups"). If grouping assets as a shareholder, this includes all share classes held on the Edward Jones platform and/or held on another platform. The inclusion of eligible fund family assets in the ROA calculation is dependent on the shareholder notifying Edward Jones of such assets at the time of calculation. Money market funds are included only if such shares were sold with a sales charge at the time of purchase or acquired in exchange for shares purchased with a sales charge.
- The employer maintaining a SEP IRA plan and/or SIMPLE IRA plan may elect to establish or change ROA for the IRA accounts associated with the plan to a plan-level grouping as opposed to including all share classes at a shareholder or pricing group level.

Appendix A - Intermediary Specific Information

- ROA is determined by calculating the higher of cost minus redemptions or market value (current shares x NAV).

Letter of Intent ("LOI")

- Through a LOI, shareholders can receive the sales charge and breakpoint discounts for purchases shareholders intend to make over a 13-month period from the date Edward Jones receives the LOI. The LOI is determined by calculating the higher of cost or market value of qualifying holdings at LOI initiation in combination with the value that the shareholder intends to buy over a 13-month period to calculate the front-end sales charge and any breakpoint discounts. Each purchase the shareholder makes during that 13-month period will receive the sales charge and breakpoint discount that applies to the total amount. The inclusion of eligible fund family assets in the LOI calculation is dependent on the shareholder notifying Edward Jones of such assets at the time of calculation. Purchases made before the LOI is received by Edward Jones are not adjusted under the LOI and will not reduce the sales charge previously paid. Sales charges will be adjusted if LOI is not met.
- If the employer maintaining a SEP IRA plan and/or SIMPLE IRA plan has elected to establish or change ROA for the IRA accounts associated with the plan to a plan-level grouping, LOIs will also be at the plan-level and may only be established by the employer.

Sales Charge Waivers

Sales charges are waived for the following shareholders and in the following situations:

- Associates of Edward Jones and its affiliates and their family members who are in the same pricing group (as determined by Edward Jones under its policies and procedures) as the associate. This waiver will continue for the remainder of the associate's life if the associate retires from Edward Jones in good-standing and remains in good standing pursuant to Edward Jones' policies and procedures.
- Shares purchased in an Edward Jones fee-based program.
- Shares purchased through reinvestment of capital gains distributions and dividend reinvestment.
- Shares purchased from the proceeds of redeemed shares of the same fund family so long as the following conditions are met: 1) the proceeds are from the sale of shares within 60 days of the purchase, and 2) the sale and purchase are made in the same share class and the same account or the purchase is made in an individual retirement account with proceeds from liquidations in a non-retirement account.
- Shares exchanged into Class A shares from another share class so long as the exchange is into the same fund and was initiated at the discretion of Edward Jones. Edward Jones is responsible for any remaining CDSC due to the fund company, if applicable. Any future purchases are subject to the applicable sales charge as disclosed in the prospectus.
- Exchanges from Class C shares to Class A shares of the same fund, generally, in the 84th month following the anniversary of the purchase date or earlier at the discretion of Edward Jones.

Contingent Deferred Sales Charge ("CDSC") Waivers

If the shareholder purchases shares that are subject to a CDSC and those shares are redeemed before the CDSC is expired, the shareholder is responsible to pay the CDSC except in the following conditions:

- The death or disability of the shareholder.
- Systematic withdrawals with up to 10% per year of the account value.
- Return of excess contributions from an Individual Retirement Account (IRA).
- Shares sold as part of a required minimum distribution for IRA and retirement accounts if the redemption is taken in or after the year the shareholder reaches qualified age based on applicable IRS regulations.
- Shares sold to pay Edward Jones fees or costs in such cases where the transaction is initiated by Edward Jones.
- Shares exchanged in an Edward Jones fee-based program.
- Shares acquired through NAV reinstatement.
- Shares redeemed at the discretion of Edward Jones for Minimum Balances, as described below.

Other Important Information Regarding Transactions Through Edward Jones

Minimum Purchase Amounts

- Initial purchase minimum: \$250 (for Natixis Funds Class A shares only)
- Subsequent purchase minimum: none

Minimum Balances

- Edward Jones has the right to redeem at its discretion fund holdings with a balance of \$250 or less. The following are examples of accounts that are not included in this policy:
 - A fee-based account held on an Edward Jones platform
 - A 529 account held on an Edward Jones platform
 - An account with an active systematic investment plan or LOI

Exchanging Share Classes

- At any time it deems necessary, Edward Jones has the authority to exchange at NAV a shareholder's holdings in a fund to Class A shares of the same fund.

Janney Montgomery Scott LLC

Shareholders purchasing fund shares through a Janney Montgomery Scott LLC ("Janney") account will be eligible only for the following load waivers (front-end sales charge waivers and contingent deferred, or back-end, sales charge waivers) and discounts, which may differ from those disclosed elsewhere in this fund's Prospectus or SAI.

Front-end sales charge waivers on Class A shares available at Janney

- Shares purchased through reinvestment of capital gains distributions and dividend reinvestment when purchasing shares of the same fund (but not any other fund within the fund family).
- Shares purchased by employees and registered representatives of Janney or its affiliates and their family members as designated by Janney.
- Shares purchased from the proceeds of redemptions within the same fund family, provided (1) the repurchase occurs within ninety (90) days following the redemption, (2) the redemption and purchase occur in the same account, and (3) redeemed shares were subject to a front-end or deferred sales load (i.e., right of reinstatement).
- Class C shares that are no longer subject to a contingent deferred sales charge and are converted to Class A shares of the same fund pursuant to Janney's policies and procedures.

Sales charge waivers on Class A and C shares available at Janney

Shares sold upon the death or disability of the shareholder.

- Shares sold as part of a systematic withdrawal plan as described in the fund's Prospectus.
- Shares purchased in connection with a return of excess contributions from an IRA account.
- Shares sold as part of a required minimum distribution for IRA and other retirement accounts due to the shareholder reaching age 70½ as described in the fund's Prospectus.
- Shares sold to pay Janney fees but only if the transaction is initiated by Janney.
- Shares acquired through a right of reinstatement.

Front-end load discounts available at Janney: breakpoints, and/or rights of accumulation

- Breakpoints as described in the fund's Prospectus.
- Rights of accumulation ("ROA"), which entitle shareholders to breakpoint discounts, will be automatically calculated based on the aggregated holding of fund family assets held by accounts within the purchaser's household at Janney. Eligible fund family assets not held at Janney may be included in the ROA calculation only if the shareholder notifies his or her financial advisor about such assets.

Merrill Lynch

Shareholders purchasing Fund shares through a Merrill Lynch platform or account are eligible only for the following load waivers (front-end sales charge waivers and contingent deferred, or back-end, sales charge waivers) and discounts, which may differ from those disclosed elsewhere in this Prospectus or in the SAI.

Front-end Sales Load Waivers on Class A Shares available at Merrill Lynch

- Employer-sponsored retirement, deferred compensation and employee benefit plans (including health savings accounts) and trusts used to fund those plans, provided that the shares are not held in a commission-based brokerage account and shares are held for the benefit of the plan;
- Shares purchased by a 529 Plan (does not include 529 Plan units or 529-specific share classes or equivalents);
- Shares purchased through a Merrill Lynch affiliated investment advisory program;
- Shares exchanged due to the holdings moving from a Merrill Lynch affiliated investment advisory program to a Merrill Lynch brokerage (non-advisory) account pursuant to Merrill Lynch's policies relating to sales load discounts and waivers
- Shares purchased by third party investment advisors on behalf of their advisory clients through Merrill Lynch's platform;
- Shares of funds purchased through the Merrill Edge Self-Directed platform (if applicable);
- Shares purchased through reinvestment of capital gains distributions and dividend reinvestment when purchasing shares of the same fund (but not any other fund within the fund family);
- Shares exchanged from Class C (i.e., level-load) shares of the same fund pursuant to Merrill Lynch's policies and procedures relating to sales load discounts and waivers;
- Employees and registered representatives of Merrill Lynch or its affiliates and their family members;
- Directors or Trustees of the Fund, and employees of the Fund's investment adviser or any of its affiliates, as described in the Prospectus; and
- Eligible shares purchased from the proceeds of redemptions within the same fund family, provided (1) the repurchase occurs within 90 days following the redemption, (2) the redemption and purchase occur in the same account, and (3) redeemed shares were subject to a front-end or deferred sales load (known as Rights of Reinstatement). Automated transactions (i.e. systematic purchases and withdrawals) and purchases made after shares are automatically sold to pay Merrill Lynch's account maintenance fees are not eligible for reinstatement.

CDSC Waivers on Class A and Class C Shares available at Merrill Lynch

- Death or disability of the shareholder;
- Shares sold as part of a systematic withdrawal plan as described in the Fund's Prospectus;
- Return of excess contributions from an IRA account;
- Shares sold as part of a required minimum distribution for IRA and retirement accounts pursuant to the Internal Revenue Code;
- Shares sold to pay Merrill Lynch fees but only if the transaction is initiated by Merrill Lynch;
- Shares acquired through a right of reinstatement; and
- Shares held in retirement brokerage accounts, that are exchanged for a lower cost share class due to transfer to a fee based account or platform (applicable to Class A and C shares only).
- Shares received through an exchange due to the holdings moving from a Merrill Lynch affiliated investment advisory program to a Merrill Lynch brokerage (non-advisory) account pursuant to Merrill Lynch's policies relating to sales load discounts and waivers.

Front-end load Discounts Available at Merrill Lynch: Breakpoints, Rights of Accumulation & Letters of Intent

- Breakpoints as described in this Prospectus;
- Rights of Accumulation (ROA) which entitle shareholders to breakpoint discounts as described in this prospectus will be automatically calculated based on the aggregated holding of fund family assets held by accounts (including 529 program holdings where applicable) within the purchaser's household at Merrill Lynch. Eligible fund family assets not held at Merrill Lynch may be included in the ROA calculation only if the shareholder notifies his or her financial advisor about such assets; and
- Letters of Intent (LOI) which allow for breakpoint discounts based on anticipated purchases within a fund family, through Merrill Lynch, over a 13-month period of time (if applicable).

Morgan Stanley Wealth Management

Shareholders purchasing Fund shares through a Morgan Stanley Wealth Management transactional brokerage account are eligible only for the following front-end sales charge waivers with respect to Class A shares, which may differ from and may be more limited than those disclosed elsewhere in this Fund's Prospectus or SAI.

Front-end Sales Charge Waivers on Class A Shares available at Morgan Stanley Wealth Management

- Employer-sponsored retirement plans (e.g., 401(k) plans, 457 plans, employer-sponsored 403(b) plans, profit sharing and money purchase pension plans and defined benefit plans). For purposes of this provision, employer-sponsored retirement plans do not include SEP IRAs, Simple IRAs, SAR-SEPs or Keogh plans
- Morgan Stanley employee and employee-related accounts according to Morgan Stanley's account linking rules
- Shares purchased through reinvestment of dividends and capital gains distributions when purchasing shares of the same fund
- Shares purchased through a Morgan Stanley self-directed brokerage account
- Class C (i.e., level-load) shares that are no longer subject to a contingent deferred sales charge and are converted to Class A shares of the same fund pursuant to Morgan Stanley Wealth Management's share class conversion program
- Shares purchased from the proceeds of redemptions within the same fund family, provided (i) the repurchase occurs within 90 days following the redemption, (ii) the redemption and purchase occur in the same account, and (iii) redeemed shares were subject to a front-end or deferred sales charge.

Oppenheimer

Shareholders purchasing Fund shares through an Oppenheimer & Co. Inc. ("OPCO") platform or account are eligible only for the following load waivers (front-end sales charge waivers and contingent deferred, or back-end, sales charge waivers) and discounts, which may differ from those disclosed elsewhere in this Fund's prospectus or SAI.

Front-End Sales Load Waivers on Class A Shares available at OPCO

- Employer-sponsored retirement, deferred compensation and employee benefit plans (including health savings accounts) and trusts used to fund those plans, provided that the shares are not held in a commission-based brokerage account and shares are held for the benefit of the plan
- Shares purchased by or through a 529 Plan
- Shares purchased through a OPCO affiliated investment advisory program
- Shares purchased through reinvestment of capital gains distributions and dividend reinvestment when purchasing shares of the same fund (but not any other fund within the fund family)
- Shares purchased from the proceeds of redemptions within the same fund family, provided (1) the repurchase occurs within 90 days following the redemption, (2) the redemption and purchase occur in the same amount, and (3) redeemed shares were subject to a front-end or deferred sales load (known as Rights of Reinstatement).
- A shareholder in the Fund's Class C shares will have their shares converted at net asset value to Class A shares (or the appropriate share class) of the Fund if the shares are no longer subject to a CDSC and the conversion is in line with the policies and procedures of OPCO
- Employees and registered representatives of OPCO or its affiliates and their family members
- Directors or Trustees of the Fund, and employees of the Fund's investment adviser or any of its affiliates, as described in this prospectus

CDSC Waivers on A, B and C Shares available at OPCO

- Death or disability of the shareholder
- Shares sold as part of a systematic withdrawal plan as described in the Fund's prospectus
- Return of excess contributions from an IRA Account
- Shares sold as part of a required minimum distribution for IRA and retirement accounts due to the shareholder reaching age 70½ as described in the prospectus
- Shares sold to pay OPCO fees but only if the transaction is initiated by OPCO
- Shares acquired through a right of reinstatement

Front-end load Discounts Available at OPCO: Breakpoints, Rights of Accumulation & Letters of Intent

- Breakpoints as described in this prospectus.
- Rights of Accumulation (ROA) which entitle shareholders to breakpoint discounts will be automatically calculated based on the aggregated holding of fund family assets held by accounts within the purchaser's household at OPCO. Eligible fund family assets not held at OPCO may be included in the ROA calculation only if the shareholder notifies his or her financial advisor about such assets

Raymond James & Associates, Inc., Raymond James Financial Services, Inc., & Raymond James affiliates ("Raymond James")

Shareholders purchasing Fund shares through a Raymond James platform or account are eligible only for the following load waivers (front-end sales charge waivers and contingent deferred, or back-end, sales charge waivers) and discounts, which may differ from those disclosed elsewhere in this Fund's prospectus or SAI.

Front-End Sales Load Waivers on Class A Shares available at Raymond James

- Shares purchased in an investment advisory program
- Shares purchased through reinvestment of capital gains distributions and dividend reinvestment when purchasing shares of the same fund (but not any other fund within the fund family)
- Employees and registered representatives of Raymond James or its affiliates and their family members as designated by Raymond James
- Shares purchased from the proceeds of redemptions within the same fund family, provided (1) the repurchase occurs within 90 days following the redemption, (2) the redemption and purchase occurs in the same account, and (3) redeemed shares were subject to a front-end or deferred sales load (known as Rights of Reinstatement)
- A shareholder in the Fund's Class C shares will have their shares converted at net asset value to Class A shares (or the appropriate share class) of the Fund if the shares are no longer subject to a CDSC and the conversion is in line with the policies and procedures of Raymond James

CDSC Waivers on Classes A and C Shares available at Raymond James

- Death or disability of the shareholder
- Shares sold as part of a systematic withdrawal plan as described in the Fund's prospectus
- Return of excess contributions from an IRA account
- Shares sold as part of a required minimum distribution for IRA and retirement accounts due to the shareholder reaching age 70½ as described in the Fund's prospectus
- Shares sold to pay Raymond James fees but only if the transaction is initiated by Raymond James
- Shares acquired through a right of reinstatement

Front-End Load Discounts Available at Raymond James: Breakpoints and/or Rights of Accumulation

- Breakpoints as described in this prospectus
- Rights of accumulation which entitle shareholders to breakpoint discounts will be automatically calculated based on the aggregated holding of fund family assets held by accounts within the purchaser's household at Raymond James. Eligible fund family assets not held at Raymond James may be included in the rights of accumulation calculation only if the shareholder notifies his or her financial advisor about such assets

Robert W. Baird & Co.

Shareholders purchasing fund shares through a Baird platform or account will only be eligible for the following sales charge waivers (front-end sales charge waivers and CDSC waivers) and discounts, which may differ from those disclosed elsewhere in this prospectus or the SAI

Front-End Sales Charge Waivers on Investors A-shares Available at Baird

- Shares purchased through reinvestment of capital gains distributions and dividend reinvestment when purchasing share of the same fund
- Shares purchased by employees and registers representatives of Baird or its affiliate and their family members as designated by Baird
- Shares purchased from the proceeds of redemptions from another Natixis Fund, provided (1) the repurchase occurs within 90 days following the redemption, (2) the redemption and purchase occur in the same accounts, and (3) redeemed shares were subject to a front-end or deferred sales charge (known as rights of reinstatement)
- A shareholder in the Fund's Class C shares will have their share converted at net asset value to Class A shares of the fund if the shares are no longer

Appendix A - Intermediary Specific Information

subject to CDSC and the conversion is in line with the policies and procedures of Baird

- Employer-sponsored retirement plans or charitable accounts in a transactional brokerage account at Baird, including 401(k) plans, 457 plans, employer-sponsored 403(b) plans, profit sharing and money purchase pension plans and defined benefit plans. For purposes of this provision, employer-sponsored retirement plans do not include SEP IRAs, Simple IRAs or SAR-SEPs

CDSC Waivers on Investor A and C shares Available at Baird

- Shares sold due to death or disability of the shareholder
- Shares sold as part of a systematic withdrawal plan as described in the Fund's Prospectus
- Shares bought due to returns of excess contributions from an IRA Account
- Shares sold as part of a required minimum distribution for IRA and retirement accounts due to the shareholder reaching age 70 ½ as described in the Fund's prospectus
- Shares sold to pay Baird fees but only if the transaction is initiated by Baird
- Shares acquired through a right of reinstatement

Front-End Sales Charge Discounts Available at Baird: Breakpoints and/or Rights of Accumulations

- Breakpoints as described in this prospectus
- Rights of accumulations which entitles shareholders to breakpoint discounts will be automatically calculated based on the aggregated holding of fund family assets held by accounts within the purchaser's household at Baird. Eligible fund family assets not held at Baird may be included in the rights of accumulations calculation only if the shareholder notifies his or her financial advisor about such assets
- Letters of Intent (LOI) allow for breakpoint discounts based on anticipated purchases within a fund family through Baird, over a 13-month period of time

Appendix B - Financial Intermediary Specific Commissions & Investment Minimum Waivers

UBS Financial Services, Inc. ("UBS-FS")

Pursuant to an agreement with the Funds, Class Y shares may be available on certain brokerage platforms at UBS-FS. For such platforms, UBS-FS may charge commissions on brokerage transactions in the Funds' Class Y shares. A shareholder should contact UBS-FS for information about the commissions charged by UBS-FS for such transactions.

The minimum for the Class Y shares is waived for transactions through such brokerage platforms at UBS-FS.

Appendix C - Additional Index Information

Barclay Fund of Funds Index	A measure of the average return of all Fund of Funds ("FoFs") in the Barclay database. The index is simply the arithmetic average of the net returns of all the FoFs that have reported that month. Index returns are recalculated by Barclay Hedge, Ltd. throughout each month. The fund does not expect to update the index returns provided if subsequent recalculations cause such returns to change. In addition, because of these recalculations, the Barclay Fund of Funds Index returns reported by the fund may differ from the index returns for the same period published by others. The performance of the Index reflects the managed fees and other expenses of both the funds of funds in the Index and the hedge funds in which these fund of funds invest.
Bloomberg MSCI Green Bond Index - USD Hedged	Provides a broad-based measure of global fixed-income securities issued to fund projects with direct environmental benefits according to MSCI ESG Research's green bond criteria. The green bonds are primarily investment-grade, or may be classified by other sources when bond ratings are not available. The Index may include green bonds from the corporate, securitized, Treasury, or government-related sectors.
Bloomberg U.S. Aggregate Bond Index	A broad-based index that covers the U.S. dollar-denominated, investment-grade, fixed-rate, taxable bond market of SEC-registered securities. The index includes bonds from the U.S. Treasury, government-related, corporate, mortgage-backed securities, asset-backed securities, and collateralized mortgage-backed securities sectors.
Cboe S&P 500 BuyWrite Index (BXMSM)	A benchmark index designed to track the performance of a hypothetical buy-write strategy on the S&P 500® Index. The BXM is a passive total return index based on (1) buying an S&P 500 stock index portfolio, and (2) "writing" (or selling) the near-term S&P 500® Index (SPX SM) "covered" call option, generally on the third Friday of each month. The SPX call written will have about one month remaining to expiration, with an exercise price just above the prevailing index level (i.e., slightly out of the money). The SPX call is held until expiration and cash settled, at which time a new one-month, near-the-money call is written.
Credit Suisse Managed Futures Liquid Index	Seeks to gain broad exposure to the Managed Futures strategy using a pre-defined quantitative methodology to invest in a range of asset classes including: equities, fixed income, commodities and currencies. Relative performance for the Credit Suisse Managed Futures Liquid Index is not available prior to January 31, 2011, which is the inception date of the index.
MSCI EAFE Index (Net)	A free float-adjusted market capitalization index designed to measure large and mid-cap equity performance in developed markets, excluding the U.S. and Canada. The Index includes countries in Europe, Australasia, and the Far East.
MSCI World Index (Net)	An unmanaged index that is designed to measure the equity market performance of developed markets. It is comprised of common stocks of companies representative of the market structure of developed market countries in North America, Europe, and the Asia/Pacific Region. The index is calculated without dividends, with net or with gross dividends reinvested, in both U.S. dollars and local currencies.
Russell 2000® Value Index	An unmanaged index that measures the performance of the small-cap value segment of the U.S. equity universe. It includes those Russell 2000® companies with lower price-to-book ratios and lower forecasted growth values.
Russell Midcap® Value Index	An unmanaged index that measures the performance of the mid-cap value segment of the U.S. equity universe. It includes those Russell Midcap® Index companies with lower price-to-book ratios and lower forecasted growth values.
S&P 500® Index	A widely recognized measure of U.S. stock market performance. It is an unmanaged index of 500 common stocks chosen for market size, liquidity, and industry group representation, among other factors. It also measures the performance of the large cap segment of the U.S. equities market.
SG Trend Index	Equal-weighted, reconstituted and rebalanced annually. The index calculates the net daily rate of return for a pool of Commodity Trading Advisors (CTAs) selected from the larger managers that are open to new investment. AlphaSimplex Group LLC is part of this Index.

If you would like more information about the Funds, the following documents are available free upon request:

Annual and Semiannual Reports—Provide additional information about each Fund's investments. Each annual report includes a discussion of the market conditions and investment strategies that significantly affected the Fund's performance during its last fiscal year.

Statement of Additional Information (SAI)—Provides more detailed information about the Funds and their investment limitations and policies. The SAI has been filed with the SEC and is incorporated into this Prospectus by reference.

For a free copy of the Funds' annual or semiannual reports or their SAIs, to request other information about the Funds, and to make shareholder inquiries generally, contact your financial representative, visit the Funds' website at im.natixis.com or call the Funds at 800-225-5478.

Important Notice Regarding Delivery of Shareholder Documents:

In our continuing effort to reduce your fund's expenses and the amount of mail that you receive from us, we will combine mailings of prospectuses, annual or semiannual reports and proxy statements to your household. If more than one family member in your household owns the same fund or funds described in a single prospectus, report or proxy statement, you will receive one mailing unless you request otherwise. Additional copies of our prospectuses, reports or proxy statements may be obtained at any time by calling 800-225-5478. If you are currently receiving multiple mailings to your household and would like to receive only one mailing or if you wish to receive separate mailings for each member of your household in the future, please call us at the telephone number listed above and we will resume separate mailings within 30 days of your request.

Your financial representative or Natixis Funds will also be happy to answer your questions or to provide any additional information that you may require.

Text-only copies of the Funds' reports and SAI and other information are available free from the EDGAR Database on the SEC's Internet site at: www.sec.gov. Copies of this information may also be obtained, after paying a duplicating fee, by electronic request at the following e-mail address: publicinfo@sec.gov.

Portfolio Holdings—A description of the Funds' policies and procedures with respect to the disclosure of each Fund's portfolio securities is available in the SAI.