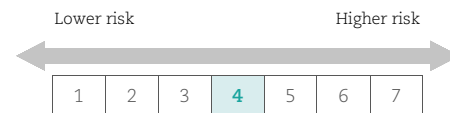


**KEY DIFFERENTIATORS**

- Quality comes first, we seek growth that can endure
- Team-based approach, rather than star-manager fund, which we believe leads to greater consistency
- ESG integrated into the investment process leveraging proprietary ESG research
- Culture matters. Comgest's broad partnership structure incentivises long-term thinking, an ESG mindset, teamwork and low employee turnover

**INVESTMENT TEAM**

Chantana Ward, Richard Kaye, Makoto Egami  
Team may include advisors from affiliates within the Comgest Group.

**RISK PROFILE**

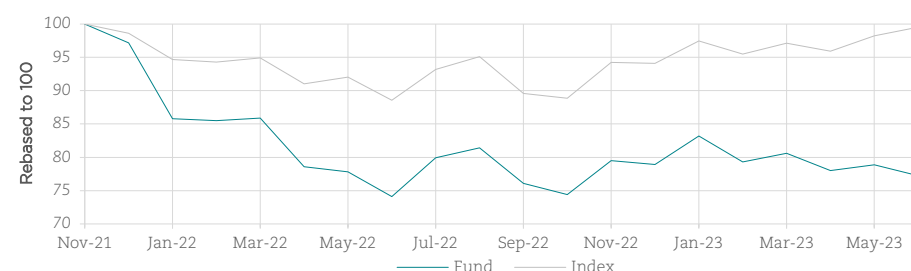
The indicator represents the risk profile presented in the PRIIPs Key Information Document. The indicator assumes you keep the product for 5 years otherwise the actual risk can vary significantly. UK investors should refer to the UCITS KIID which is available on the fund pages at [www.comgest.com](http://www.comgest.com).

**INVESTMENT POLICY**

The objective of the Sub-Fund ("the Fund") is to increase the value of the Fund (capital appreciation) over the long term. The Fund intends to achieve this objective through investment in a portfolio of high-quality, long-term growth companies. The Fund will invest at least two-thirds of its assets in securities issued by companies listed or traded on regulated markets that have their headquarters in, or principally carry out their activities in Japan or in securities issued or guaranteed by the Japanese government.

The Fund is actively managed. The index is provided for comparative purposes only.

The Fund is aimed at investors with a long-term investment horizon (typically 5 years or more).

**CUMULATIVE PAST PERFORMANCE (REBASED TO 100)****ROLLING PERFORMANCE (%)**

	Annualised							Since Incep.
	1 Month	QTD	YTD	1 Year	3 Years	5 Years	10 Years	
Fund	-2.0	-4.2	-2.1	4.2	--	--	--	-15.2
Index	1.3	2.5	5.7	12.4	--	--	--	-0.3
Fund Volatility	--	--	--	18.3	--	--	--	18.7
Index Volatility	--	--	--	15.2	--	--	--	14.4

**CALENDAR YEAR PAST PERFORMANCE (%)**

	2022
Fund	-18.8
Index	-4.5

**ANNUAL PERFORMANCE (%) AS AT QUARTER END**

	2Q22 -2Q23
Fund	4.2
Index	12.4

Performance data expressed in GBP. Returns may increase or decrease as a result of exchange rate fluctuations. Index: Topix - Net Return. The index is used for comparative purposes only and the Fund does not seek to replicate the index.

**Past performance does not predict future returns.**

Performance figures are calculated net of investment management fees, administrative fees and all other fees with the exception of sales charges. If taken into account, sales charges would have a negative impact on performance.


The cumulative graph and "Since Inception" data may refer to the last relaunch date of the share class which may differ from its actual inception date. Calendar year past performance is only shown for years for which a full calendar year of past performance is available.

**RATINGS (AS AT 31/05/2023)**

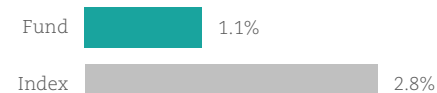
Morningstar Category:  
EAA Fund Japan Large-Cap Equity  
(Number of funds in Category: 1283)

**SFDR CLASSIFICATION: Article 8**

The Fund promotes environmental and/or social characteristics.

**CARBON FOOTPRINT<sup>1</sup>**

Source: MSCI as at 31/03/2023, tCO<sub>2</sub>e per JPY m invested.

**ENVIRONMENTAL FOOTPRINT<sup>1</sup>**

Source: Trucost as at 31/03/2023, estimation of the environmental costs per JPY m invested.

30 June 2023

## FUND COMMENTARY

Japanese equities have come into focus again with the market at multi-decade highs, partly because of governance change but mainly because the market has been ignored for so long and offers an unparalleled combination of growth and value, in our view.

At the same time, the strong sectors within the MSCI Value index have been financials and commodities, reflecting global themes whose application to Japan is not obvious. We believe that the real Japan story - that of great companies trading at discounts to global peers - has not been revealed. This year saw the start of a reversion to growth stocks, but in fact we calculate that nearly half of the MSCI Japan Growth index's performance was explained by only 7% of stocks. This is a similar narrowness of performance to the S&P 500 index but could well announce a broader rediscovery of growth.

We met recently with Keyence which assured us that its sales productivity outside Japan is catching up with Japan; in other words, its penetration of its addressable markets is proceeding very well. Keyence also informed us that 20% of revenue typically is sustained by new products, a helpful indicator of its ability to maintain its growth rate. In addition, Keyence queried us about Science-Based Targets reporting for its supply chain, which is quite an evolution in the company's thinking.

We also met with Kosé which confirmed the recovery we had been hoping for in its drugstore channel, while reiterating the strength of its premium brands Albion and Decorté, buoyed by consistent and successful product launches and the success of its US brand Tarte.

During our meeting with Z Holdings the company explained that it is confident in its roughly 10% EBITDA growth guidance for this fiscal year as the many leading internet assets under its umbrella, especially Yahoo! Japan, LINE and PayPay, are able to share customer lists and address a wider range of users with targeted services.

We met Daifuku which anticipates its semiconductor wafer handling business inflecting within the coming months and sees significant market share gain potential in logistics equipment outside Japan. Companies with indispensable semiconductor supply chain roles like Daifuku are part of Japan's major investment opportunity along with consumer leaders and governance change stories such as Ajinomoto or Orix.

We added Ajinomoto over the first half of the year. The company is parrying its core strength in amino acid into microprocessor insulator substrate film, Ajinomoto Build-up Film, where it is globally dominant, and into Contract Development Manufacturing Outsourcing. More importantly, Ajinomoto has changed to focus more on capital return and growth, we believe. Governance change is often talked about in Japan, but we cannot invest in an empty theme; Ajinomoto is a specific example of governance change which we have watched for many years.

Japan's opportunity is in its globally leading companies, which capture the growth of Asia, the normalisation of the world economy, as well as the changes of Japan itself.

The growth of Asia, an opportunity for our companies with indispensable semiconductor and automation supply chain technology, and for our consumer brand companies, should be seen as part of the Japan story, in our view.

Regarding normalisation, as Covid restrictions eased completely from May, people are flocking back to the real economy to savour their favourite activities: shopping, eating out and travelling. International tourists are returning. Your portfolio is invested in several normalisation plays. We believe that these businesses' profitability should be boosted by a revival in consumer spending and international tourism.

More enduring changes are in governance, and the specific cases we have found of that, Ajinomoto earlier being an example, are highly rewarding for us.

We believe that companies which have chosen to change, realise core strengths and focus less on business with limited growth, and to share their aspirations with long-term shareholders, are natural investments for us - and Japan is increasingly providing examples of such companies.

---

**The views expressed in this document are valid at the time of publication only, do not constitute independent investment research and should not be interpreted as investment advice. The reference to specific companies does not constitute a recommendation to invest directly in these securities. Allocation is subject to change without notice. Remember that past performance does not predict future returns.**

## RISKS

This Fund has the following core inherent risks (non-exhaustive list):

- Investing involves risk including possible loss of principal.
- The value of all investments and the income derived therefrom can decrease as well as increase.
- There is no assurance that the investment objective of the Fund will be achieved.
- To the extent that the Fund is invested in or denominated in a currency other than yours, the cost and return in your currency may increase or decrease due to exchange rate fluctuations.
- A more detailed description of the risk factors that apply to the Fund is set out in the Prospectus.

**Please see important information on following pages.**

Issued by Comgest Asset Management International Limited, 46 St. Stephen's Green, Dublin 2, Ireland - [info@comgest.com](mailto:info@comgest.com)

Source: CAMIL / FactSet financial data and analytics, unless otherwise stated. All information and performance data is as at 30/06/2023, unless otherwise indicated, and is unaudited.

30 June 2023

**PORTFOLIO CHARACTERISTICS**

Total Net Assets (all classes, m)	£2,093.2
Number of holdings	45
Average weighted market cap (bn)	£23.0
Weight of top 10 stocks	33.5%
Active share	80.6%
Holdings exclude cash and cash equivalents	

**SECTOR BREAKDOWN (%)**

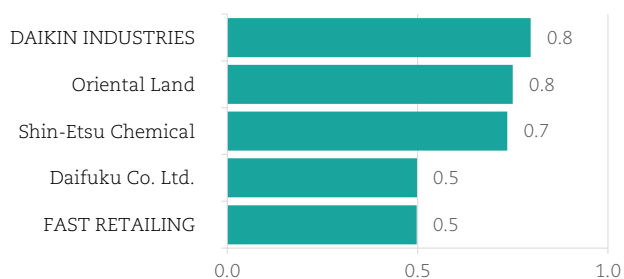
	Fund	Index
Consumer Discretionary	21.7	18.4
Industrials	19.1	24.5
Information Technology	14.6	13.7
Health Care	10.5	8.3
Consumer Staples	9.1	7.1
Financials	8.1	10.8
Materials	6.5	5.7
Communication Services	6.1	7.6
[Cash]	3.6	--
Utilities	0.6	1.3
Real Estate	--	1.9
Energy	--	0.8

Source: Comgest / GICS sector classification

**CURRENCY BREAKDOWN (%)**

	Fund	Index
JPY	100.0	100.0

Breakdown based on currencies in which holdings are priced.

**TOP 5 YTD CONTRIBUTORS (%)****TOP 5 HOLDINGS (%)**

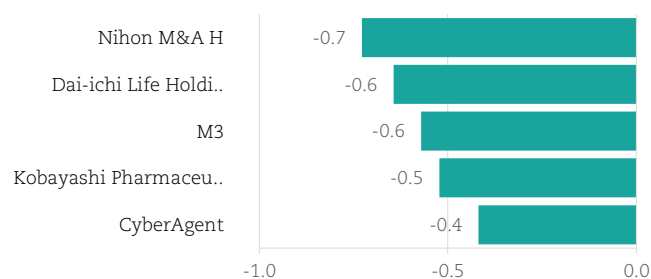
	Fund
DAIKIN INDUSTRIES	4.2
FAST RETAILING	3.7
Oriental Land	3.6
ORIX	3.3
FANUC	3.2

Above holdings are provided for information only, are subject to change and are not a recommendation to buy or sell

**COUNTRY BREAKDOWN (%)**

	Fund	Index
Japan	96.4	100.0
[Cash]	3.6	--

Source: Comgest / MSCI country classification

**BOTTOM 5 YTD CONTRIBUTORS (%)****Past performance does not predict future returns.** Data on holdings is provided for information purposes only and is not a recommendation to buy or sell the securities shown.

Issued by Comgest Asset Management International Limited, 46 St. Stephen's Green, Dublin 2, Ireland - info@comgest.com

Source: CAMIL / FactSet financial data and analytics, unless otherwise stated. All information and performance data is as at 30/06/2023, unless otherwise indicated, and is unaudited.

30 June 2023

PLEASE NOTE THAT THE DATA SHOWN BELOW IS THE OUTCOME OF OUR INVESTMENT PHILOSOPHY AND STOCK SELECTION. THESE METRICS ARE NOT ALL SPECIFICALLY TARGETED BY COMGEST BUT MAY BE ADDRESSED AS PART OF OUR RESPONSIBLE INVESTMENT PROCESS.

## RESPONSIBLE INVESTMENT APPROACH

We believe a responsible approach to environmental, social and governance issues has a positive impact on a company's long-term sustainable growth. ESG is part of our fundamental analysis and we have developed and implemented a three-pronged responsible investment strategy: Integrate / Engage / Promote.

### MAIN EXCLUSIONS\*

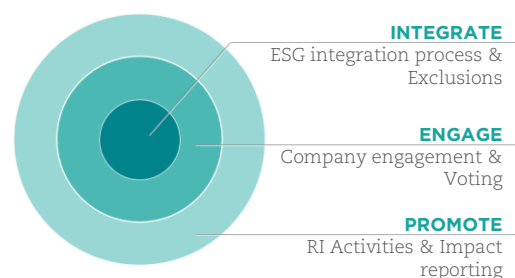
**Coal Exit Policy:** Coal-exposed electricity producers & thermal coal mines

**Tobacco:** Producers & distributors

**Weapons:** Conventional & controversial

**UN Global Compact:** Severe violations without prospect for improvement


**Controversial Jurisdictions:** High-risk jurisdictions & sanctions regime



\* Further information on the exclusion policies and **applicable revenue thresholds** may be found in the Prospectus and the Investment Manager's Responsible Investment Policy on the Comgest website at [www.comgest.com/en/our-business/esg](http://www.comgest.com/en/our-business/esg)

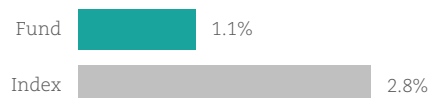
## ENVIRONMENTAL

### CARBON FOOTPRINT




Source: MSCI as at 31/03/2023, tCO<sub>2</sub>e per JPY m invested.

### ENVIRONMENTAL FOOTPRINT



Source: Trucost as at 31/03/2023, estimation of the environmental costs per JPY m invested.

### SCIENCE-BASED TARGETS INITIATIVE (SBTi) PORTFOLIO COVERAGE



Source: SBTi as at 31/12/2022

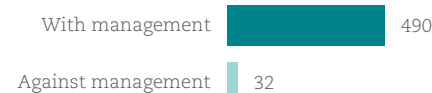
## ALIGNMENT WITH SUSTAINABILITY PREFERENCES

Sustainable investments (SFDR):  
 - Fund exposure: 45.5% of the NAV  
 - Minimum commitment: 25.0% of the NAV  
 Consideration of Principal Adverse Impact Indicators: Yes

Source: Comgest as at 30/06/2023

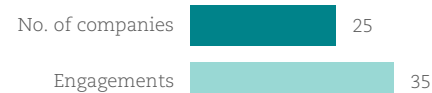
## VOTING & ENGAGEMENT

### VOTES



Source: ISS, for the 12 months to 31/03/2023

### ESG ENGAGEMENT STATISTICS



Source: Comgest, for the 12 months to 31/03/2023

### ESG ENGAGEMENT THEMES



Source: Comgest as at 31/03/2023

## SOCIAL & GOVERNANCE

### BOARD GENDER DIVERSITY



Source: MSCI Analytics as at 31/03/2023

### NON-VIOLATION OF UNGC PRINCIPLES



Source: MSCI Analytics as at 31/03/2023

### TAX RATE AVERAGE



Source: MSCI Analytics and The Tax Foundation as at 31/03/2023

Please see methodologies and glossary on following pages. The information above is based on available data and data may not be available for all portfolio holdings.

Issued by Comgest Asset Management International Limited, 46 St. Stephen's Green, Dublin 2, Ireland - [info@comgest.com](mailto:info@comgest.com)

Source: CAMIL / FactSet financial data and analytics, unless otherwise stated.

30 June 2023

**FUND DETAILS****ISIN:** IE00BMBWVX81**Bloomberg:** COCGJUD ID**Domicile:** Ireland**Dividend Policy:** Distribution**Fund Base Currency:** JPY**Share Class Currency:** GBP**Inception Date:** 06/12/2021**Index (used for comparative purposes only):**  
Topix - Net Return**Ongoing Charges:** 0.90% p.a of the NAV**Investment Manager's Fees (part of ongoing charges):** 0.85% p.a of the NAV**Maximum Sales Charge:** None**Exit Charge:** None**Minimum Initial Investment:** None**Minimum Holding:** None**Contact for Subscriptions and Redemptions:** RBC Investor Services Ireland Limited  
Dublin\_TA\_Customer\_Support@rbc.com  
Tel: +353 1 440 6555 / Fax: +353 1 613 0401**Dealing Frequency:** Any business day (D) when banks in Dublin and the primary trading exchanges in Japan are open for business**Cut Off:** 5:00 pm Irish time on day D-1  
An earlier deadline for receipt of application or redemption requests may apply if your request is sent through a third party. Please enquire with your local representative, distributor or other third party**NAV:** Calculated using closing prices of D**NAV Known:** D+1**Settlement:** D+3**Legal Structure:** Comgest Growth Japan, a sub-fund of Comgest Growth plc (an open-ended investment company with variable capital authorised by the Central Bank of Ireland), is an Undertaking for Collective Investment in Transferable Securities (UCITS)**Management Company:** None as Comgest Growth plc is self-managed**Investment Manager:** Comgest Asset Management International Limited (CAMIL) Regulated by the Central Bank of Ireland and registered as an investment adviser with the U.S. Securities and Exchange Commission  
SEC registration does not imply a certain level of skill or training**Sub-Investment Manager:** Comgest S.A. (CSA) Regulated by the Autorité des Marchés Financiers - GP 90023**IMPORTANT INFORMATION**

This is a marketing communication. Please refer to the fund prospectus and to the PRIIPS KID before making any final investment decisions. UK investors should refer to the UCITS KIID. Tax applicable to an investment depends on individual circumstances. Depending on where you live, the Fund may not be available to you for subscription. In particular this Fund cannot be offered or sold publicly in the United States. Consult your financial or professional adviser for more information on investing and taxation.

The Prospectus, the PRIIPS KID, the UCITS KIID (UK investors), the latest annual and interim reports and any country specific addendums can be obtained free of charge from the Investment Manager (at [www.comgest.com](http://www.comgest.com)) or the Administrator and from local representatives/paying agents listed below. For a full list of the local representatives/paying agents please contact Comgest at [info@camil.com](mailto:info@camil.com). Prospectus may be available in English, French or German and the PRIIPS KIDs in a language approved by the EU/EEA country of distribution.

- United Kingdom: BNP Paribas Trust Corporation UK Limited, Facilities Agency Services, c/o Company Secretarial Department, 10 Harewood Avenue, London, NW1 6AA. Investors in the United Kingdom WILL NOT have any protection under the UK Financial Services Compensation Scheme.
- Sweden: SEB Merchant Banking, Custody Services, Global Funds, RB6, Rissneleden 110, SE-106 40 Stockholm.
- Spain: Allfunds Bank S.A., c/Estafeta no. 6 (La Moraleja), Complejo Plaza de la Fuente, Edificio 3, 28109, Alcobendas, Madrid, Spain. The CNMV registration number of Comgest Growth plc is 1294.
- Switzerland: BNP Paribas, Paris, Zurich Branch, Selnaustrasse 16, 8002 Zürich.

Further information or reporting may be available from the Investment Manager upon request.

Complaints handling policies are available in English, French, German, Dutch and Italian on our website at [www.comgest.com](http://www.comgest.com) in the regulatory information section. Comgest Growth Plc may decide to terminate at any time the arrangements made for the marketing of its UCITS.

© 2023 Morningstar, Inc. All rights reserved. The information contained herein: (1) is proprietary to Morningstar and/or its information providers; (2) may not be copied, adapted or distributed; and (3) is not warranted to be accurate, complete or timely. Neither Morningstar nor its information providers are responsible for any investment decisions, damages or losses arising from any use of this information or any information provided in conjunction with it.

**Morningstar Medalist Rating™** is a forward-looking measure derived through research of three key pillars, People, Process, and Parent. It is expressed on a five-tier scale running from Gold to Negative. The Medalist Rating is not a statement of fact, nor is it a credit or risk rating, and should not be used as the sole basis for investment decisions. It is not intended to be nor is a guarantee of future performance.

**Carbon Footprint:** estimates the apportioned Scope 1 and 2 greenhouse gases emissions of the portfolio holdings.

**Environmental Footprint:** estimates the apportioned ratio of annual costs linked to greenhouse gases, water abstraction, waste generation, air, land & water pollutants, and natural resource use associated with the portfolio holdings per JPY m invested.

Environmental Footprint Source: S&P Trucost Limited © Trucost 2023. All rights in the Trucost data and reports vest in Trucost and/or its licensors. Neither Trucost, nor its affiliates, nor its licensors accept any liability for any errors, omissions or interruptions in the Trucost data and/or reports. No further distribution of the Data and/or Reports is permitted without Trucost's express written consent.

**Science Based Targets Initiative Portfolio Coverage:** calculates the % of the Fund's AUM invested in companies with SBTi approved targets or which have committed to set SBTi targets.

**Board Gender Diversity:** this indicator represents the weighted average ratio of female board members to total board members in investee companies, expressed as a percentage of all board members.

**Non-Violation of UNGC Principles:** this indicator represents the percentage of investee companies that have not been involved in violations of the United Nations Global Compact (UNGC) principles.

**Effective Tax Rate:** an indicator of corporate responsibility and impact. Using MSCI data, Comgest calculates the average effective tax rate and average statutory tax rate of the portfolio's holdings.

**Index Source:** TOPIX. The TOPIX Index Value and the TOPIX Marks are subject to the proprietary rights owned by JPX Market Innovation & Research, Inc. or affiliates of JPX Market Innovation & Research, Inc. (hereinafter collectively referred to as "JPX") and JPX owns all rights and know-how relating to TOPIX such as calculation, publication and use of the TOPIX Index Value and relating to the TOPIX Marks.

For more detailed information on ESG integration please consult our website: [www.comgest.com/en/our-business/esg](http://www.comgest.com/en/our-business/esg)

**Active Share:** The percentage of fund holdings that is different from the reference index holdings. A fund that has no holdings in common with the reference index will have an active share of 100%, and a fund that has exactly the same holdings as the reference index considered will have an active share of 0%.

**ADR - American Depositary Receipt:** A negotiable security that represents securities of a foreign company and allows that company's shares to trade in the financial markets of the United States.

**Annualised:** A figure converted into an annual rate. Figures covering a period of more than one year are averaged to present a figure for a 12-month period.

**Bp(s) - Basis point(s):** One basis point is equal to one hundredth of 1% (i.e. 0.01%).

**BV - Book Value:** The value of the company assets minus its liabilities.

**CAGR - Compound Annual Growth Rate:** The rate of return that would be required for an investment to grow from its beginning balance to its ending balance, assuming the profits were reinvested at the end of each year of the investment's lifespan.

**CapEx - Capital Expenditure:** The money invested by a company to acquire or upgrade fixed, physical, non-consumable assets such as property, plants, buildings, technology, or equipment.

**Cash Flow:** The net amount of cash and cash equivalents being transferred in and out of a company. Cash received signifies inflows, and cash spent signifies outflows.

**CPI - Consumer Price Index:** An index that measures the overall change in consumer prices based on a representative basket of goods and services over time. It is the metric often used to measure inflation.

**DY - Dividend Yield:** A ratio that shows how much a company pays out in dividends each year relative to its share price.

**EBITDA - Earnings Before Interest, Taxes, Depreciation and Amortisation:** Used to measure a company's core profitability and is calculated by adding interest, tax, depreciation and amortisation expenses to net income.

**EBIT - Earnings Before Interest and Taxes:** Used to measure a company's core profitability and is calculated by adding interest and tax expenses to net income.

**EPS - Earnings Per Share:** The profits of a company attributed to each share, calculated by dividing profits after tax by the number of shares. EPS serves as an indicator of a company's profitability.

**FCF - Free Cash Flow:** The cash generated by a company from its normal business operations after subtracting any money spent on capital expenditures.

**GDP - Gross Domestic Product:** The total market value of all the finished goods and services produced within a country's border in a specific time period.

**GDR - Global Depositary Receipt:** A certificate issued by a bank that represents shares in a foreign stock on two or more global markets. A GDR is similar to an American depositary receipt (ADR), except an ADR only lists shares of a foreign country in the markets of the United States.

**LTM - Last 12 Months:** LTM multiples are backward-looking and are based on historical performance.

**Market Cap(italisation):** A measure of a company's size, calculated by multiplying the total number of shares in issue by the current share price. Companies are commonly grouped according to size, such as small cap, mid cap, large cap or all cap. There is no consensus on the definition of these groupings and they may vary from portfolio to portfolio depending on the country of investment.

**NAV - Net Asset Value:** The current market value of the portfolio's assets minus the portfolio's liabilities.

**NTM - Next 12 Months:** NTM multiples are forward-looking and are based on projected performance.

**Ongoing Charges:** A fund's operational costs over a year. Ongoing Charges are calculated as a percentage of the average fund size over the year and include, for example, investment manager's fees, administration fees and custody costs.

**Operating Margin:** Measures how much profit a company makes on a dollar (or relevant currency) of sales after paying for variable costs of production, such as wages and raw materials, but before paying interest or tax.

**Operating Profit:** A company's gross income less operating expenses and other business-related expenses, such as wages, cost of goods sold (COGS) and depreciation.

**Organic Growth:** Growth a company achieves by increasing output and enhancing sales through the business' own operations and internal processes. This does not include profits or growth attributable to mergers, acquisitions, divestitures and foreign exchange but rather an increase in sales and expansion through the company's own resources.

**Organic Sales:** Sales generated from within a company that are a direct result of the company's existing operations and internal processes. Organic sales do not include the impacts of mergers, acquisitions, divestitures and foreign exchange.

**P/B or P/BV - Price-to-Book Value Ratio:** Measures the market's valuation of a company relative to its book value. P/B or P/BV is calculated by dividing the company's stock price per share by its book value per share.

**P/E - Price-to-Earnings Ratio:** A ratio used to value a company's shares. It is calculated by dividing the current market price by the earnings per share.

**P/S - Price-to-Sales Ratio:** A valuation ratio that compares a company's stock price to its revenues. It is an indicator of the value that financial markets have placed on each dollar of a company's sales or revenues.

**PEG - Price/Earnings-To-Growth Ratio:** A stock's price-to-earnings (P/E) ratio divided by the growth rate of its earnings for a specified time period. The PEG ratio is used to determine a stock's value while also factoring in the company's expected earnings growth.

**PMI - Purchasing Managers' Index:** An index of the prevailing direction of economic trends in the manufacturing and service sectors.

**Reference Index:** Index against which a fund's performance is compared.

**ROE - Return On Equity:** Measures financial performance and is calculated by dividing net income by shareholders' equity. ROE is a gauge of a company's profitability and how efficiently it generates those profits.

**ROIC - Return On Invested Capital:** Calculation used to assess a company's efficiency at allocating the capital under its control to profitable investments.

**SME - Small- Or Medium-Sized Enterprise:** A company, or companies considered as a group, that are neither very small nor very large and which employ fewer than a given number of employees. This number varies across countries.

**Volatility:** Measures the movements of an asset up and down over time. Volatility is generally considered to be a measure of risk.



**Engagement:** Proactive, targeted dialogue with companies or other industry stakeholders (e.g. policymakers, industry bodies) in order to make known areas of concern and to incite tangible, positive change to improve outcomes for stakeholders.

**Environmental Factors:** Issues related to pollution, climate change, energy efficiency, natural resource use, waste management, biodiversity and other environmental challenges and opportunities.

**ESG - Environmental, Social and Governance:** The three key factors when measuring the sustainability and ethical impact of an investment in a business or company.

**GHG - Greenhouse Gases:** Gases that trap heat in the atmosphere and warm the planet. The best known greenhouse gases are carbon dioxide, methane, nitrous oxide and fluorinated gases.

**Governance Factors:** Governance refers to a set of rules or principles defining rights, responsibilities and expectations between different stakeholders in the governance of corporations. Governance factors include a company's leadership, executive pay, audits, internal controls and shareholder rights.

**Net Zero:** Achieving a balance between emitting carbon and absorbing carbon from the atmosphere. This balance, or net zero, will be achieved when the amount of carbon added to the atmosphere is no more than the amount removed.

**PAI - Principal Adverse Impact:** A list of sustainability factors that firms need to take into account for their investment policies and decisions. These indicators relate to environmental and social topics.

**Proxy Voting:** A form of voting whereby a shareholder delegates their vote to another who votes on their behalf at company meetings. This allows the shareholder to exercise their right to vote without being physically present.

**RI - Responsible Investment:** The integration of environmental, social and governance factors (ESG) into the selection and management of investments.

**Scope 1 Emissions:** Emissions directly generated by a company, such as an airline emitting exhaust fumes.

**Scope 2 Emissions:** Emissions indirectly generated by a company, such as emissions from the electricity or energy used to heat and cool a company's office.

**Scope 3 Emissions:** All other indirect emissions that occur in the value chain of a company and are not already included within scope 2. These emissions are a consequence of the company's business activities but occur from sources the company does not own or control. For example, emissions from a company's employees commuting to work. Scope 3 emissions are often difficult to measure.

**SFDR Classification:** SFDR product classifications fall under three categories and aim to make the sustainability profiles of funds more comparable and easier to understand by investors.

**SFDR - EU Sustainable Finance Disclosure Regulation:** An EU regulation which aims to make the sustainability profile of funds more comparable and better understood by end-investors. The regulation requires firms to advise whether principal adverse impacts on sustainability factors are considered in their investment decision making process.

**Social Factors:** Factors that examine how a company communicates with employees, suppliers, customers, governments, regulators and the communities where it operates.

**tCO<sub>2</sub>e:** Tonnes (t) of carbon dioxide (CO<sub>2</sub>) equivalent. Carbon dioxide equivalent is a standard unit for counting greenhouse gas emissions regardless of whether they are from carbon dioxide or another gas, such as methane.

**UNGC - UN Global Compact:** A voluntary pact of the United Nations (UN) to encourage businesses and firms worldwide to adopt sustainable and socially responsible policies, and to report on their implementation.

**UN Global Compact (UNGC) Principles:** Ten principles defined as part of the UNGC framework to promote responsible investment. Companies, investors and other participants are called upon to align their strategies and operations with the principles in the areas of human rights, labor, the environment and anti-corruption.

**Voting:** A mechanism for active owners to influence companies, usually done with the aim of influencing a company's governance or operations. Public equity investors typically have the right to vote on company and shareholder resolutions at annual and extraordinary general meetings (AGMs and EGMs).