

I Accumulation USD | Data as at 28.02.2022

Fund objectives and investment policy

The fund aims to provide capital growth in excess of the MSCI World (Net TR) Index after fees have been deducted over a three to five year period by investing in equities of companies worldwide which meet the investment manager's sustainability criteria.

For details of the fund's investment policy please refer to the fund's Key Investor Information Document (KIID).

The fund has environmental and/or social characteristics within the meaning of Article 8 of Regulation (EU) 2019/2088 on Sustainability-related Disclosures in the Financial Services Sector (the "SFDR").

Relevant risks associated with an investment in this fund are shown overleaf and should be carefully considered before making any investment. Above is the Investment Objective of the fund. For details on the fund's Investment Policy please see the KIID.

Share class performance (%)

There is insufficient data to provide a useful indication of past performance to investors.
Share class launch date: 02.12.2021

Ratings and accreditation

Morningstar
Sustainability Rating



Please refer to the Source and ratings information section for details on the icons shown above.

Fund facts

Fund manager	Liam Nunn Roberta Barr Simon Adler
Managed fund since	02.12.2021 ; 02.12.2021 ; 02.12.2021
Fund management company	Schroder Investment Management (Europe) S.A.
Domicile	Luxembourg
Fund launch date	02.12.2021
Share class launch date	02.12.2021
Fund base currency	USD
Share class currency	USD
Fund size (Million)	USD 10,45
Number of holdings	38
Target	MSCI World NR
Comparator	MSCI World Value NR USD
Unit NAV	USD 102,3435
Dealing frequency	Daily
Distribution frequency	No Distribution

Fees & expenses

Ongoing charge	0,08%
Redemption fee	0,00%
Entry charge up to	0,00%

Purchase details

Minimum initial subscription	USD 5M ; EUR 5M or their near equivalent in any other freely convertible currency.
------------------------------	--

Codes

ISIN	LU2405385985
Bloomberg	SCGSVIU LX
SEDOL	BPBMGC3

I Accumulation USD | Data as at 28.02.2022

Risk considerations

Sustainability Risk Factor: The fund has environmental and/or social characteristics. This means it may have limited exposure to some companies, industries or sectors and may forego certain investment opportunities, or dispose of certain holdings, that do not align with its sustainability criteria. Therefore, the fund may underperform other funds that do not apply similar criteria. The fund may invest in companies that do not reflect the beliefs and values of any particular investor.

Currency risk: The fund may lose value as a result of movements in foreign exchange rates.

Derivatives risk – efficient portfolio management: Derivatives may be used to manage the portfolio efficiently. A derivative may not perform as expected, may create losses greater than the cost of the derivative and may result in losses to the fund.

Emerging Markets & Frontier risk: Emerging markets, and especially frontier markets, generally carry greater political, legal, counterparty, operational and liquidity risk than developed markets.

Liquidity risk: In difficult market conditions, the fund may not be able to sell a security for full value or at all. This could affect performance and could cause the fund to defer or suspend redemptions of its shares.

Operational risk: Operational processes, including those related to the safekeeping of assets, may fail. This may result in losses to the fund.

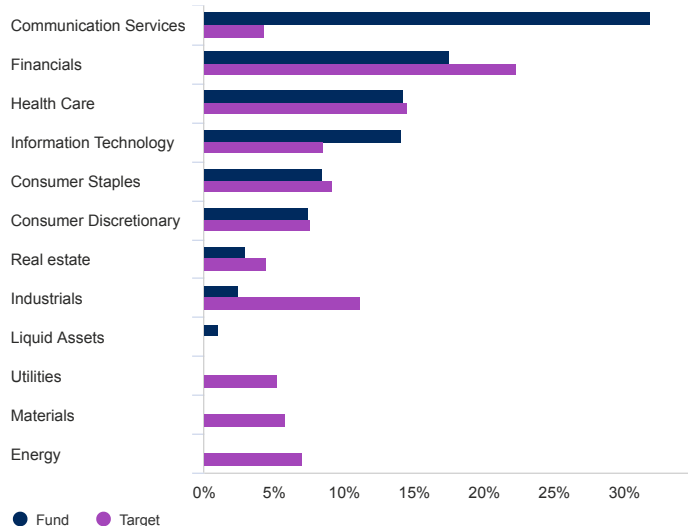
Performance risk: Investment objectives express an intended result but there is no guarantee that such a result will be achieved. Depending on market conditions and the macro economic environment, investment objectives may become more difficult to achieve.

IBOR: The transition of the financial markets away from the use of interbank offered rates (IBORs) to alternative reference rates may impact the valuation of certain holdings and disrupt liquidity in certain instruments. This may impact the investment performance of the fund.

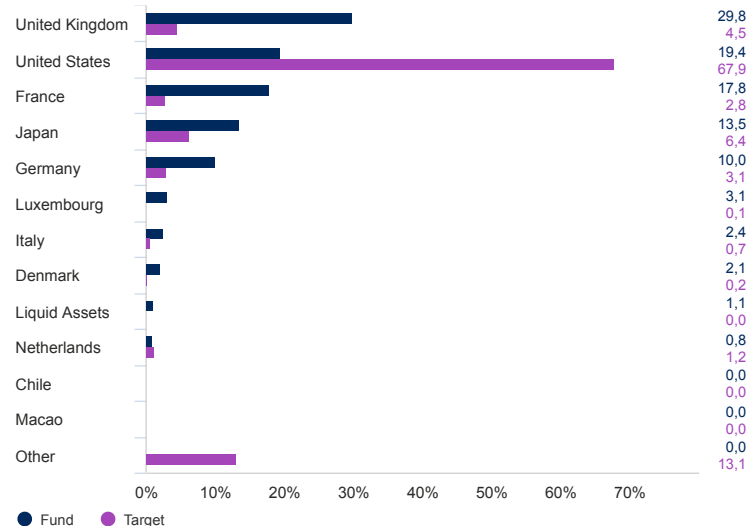
Asset allocation

Source: Schroders. Top holdings and asset allocation are at fund level.

Sector (%)



Geographical Breakdown (%)



Synthetic risk & reward indicator (SRII)

LOWER RISK

Potentially lower reward

HIGHER RISK

Potentially higher reward

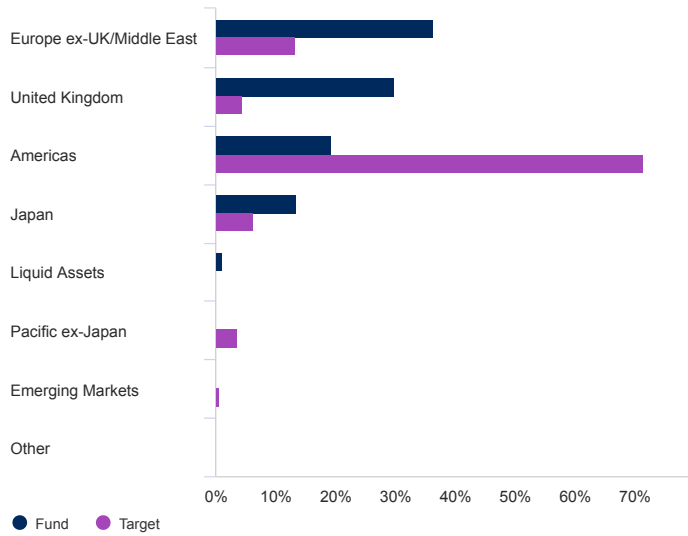


The risk category was calculated using historical performance data and may not be a reliable indicator of the fund's future risk profile. The fund's risk category is not guaranteed to remain fixed. Please see the Key Investor Information Document for more information.

Schroder International Selection Fund Global Sustainable Value

I Accumulation USD | Data as at 28.02.2022

Region (%)



Top 10 holdings (%)

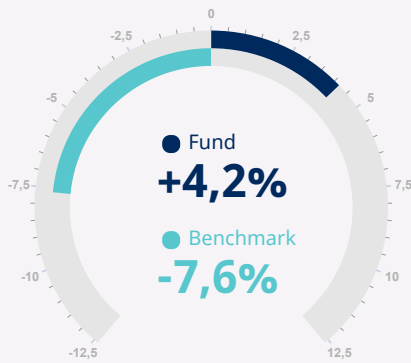
Holding name	%
Standard Chartered PLC	3,7
Bristol-Myers Squibb Co	3,7
Intel Corp	3,4
Pearson PLC	3,3
Orange SA	3,3
BT Group PLC	3,2
Western Union Co/The	3,1
H.U. Group Holdings Inc	3,1
SES SA	3,1
Nippon Telegraph & Telephone Corp	3,0

I Accumulation USD | Data as at 28.02.2022

Proprietary Sustainability Metrics %

Overall Impact

Data as at 28.02.2022



The sustainability scores of the fund and the benchmark are shown. The benchmark is the MSCI AC World (Net TR).

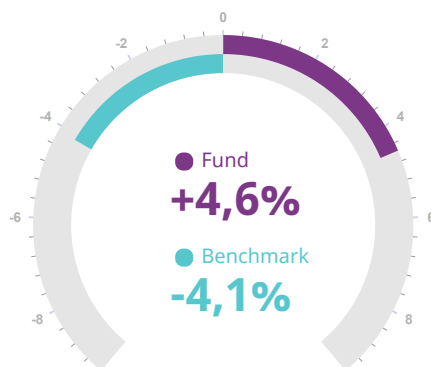
The Schroders Impact score is based on Schroders' proprietary tool, SustainEx™. SustainEx™ provides an estimate of the potential societal or environmental impact that may be created by the companies and other issuers in which the fund is invested. The result is expressed as a notional percentage (positive or negative) of sales of the relevant underlying companies and other issuers. For example, a SustainEx™ score of +2% would mean a company contributes \$2 of relative notional positive impact (i.e. benefits to society) per \$100 of sales.

We calculate SustainEx™ scores for companies and other issuers in the fund to arrive at the total fund score.

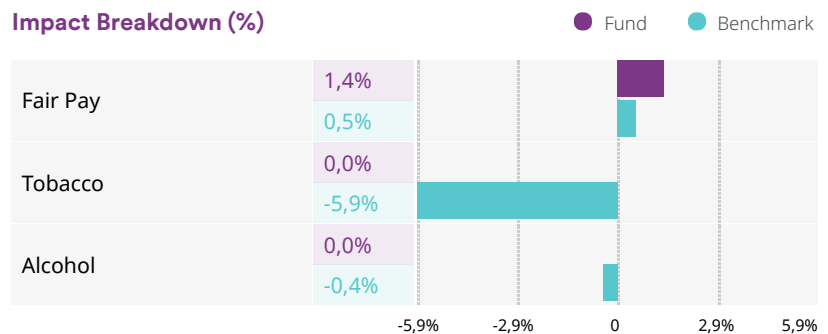
The "Overall Impact" shown is a measure of the fund's estimated impact compared to that of its benchmark, in each case calculated as a relative notional percentage as described above.

The "Impact on People" and "Impact on Planet" measure the fund's estimated underlying benefits and harms, as compared to its benchmark, in each case calculated as a relative notional percentage as described above.

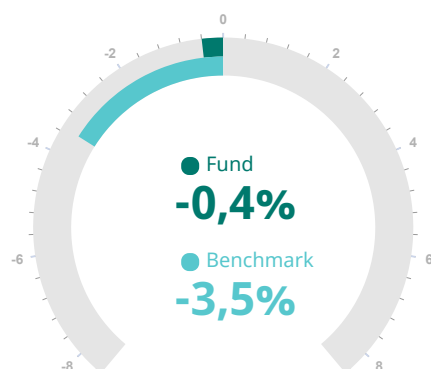
Overall Impact On: People



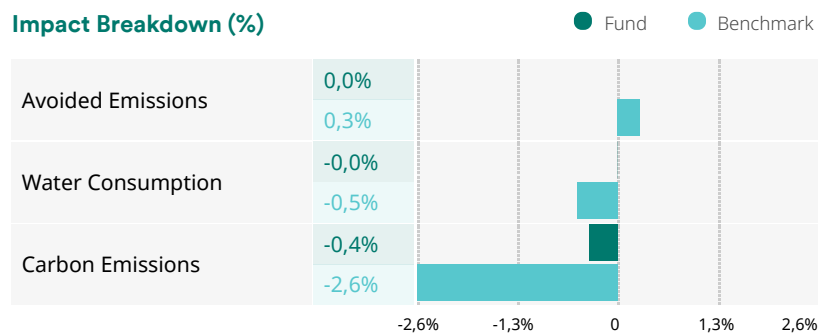
Impact Breakdown (%)



Overall Impact On: Planet



Impact Breakdown (%)

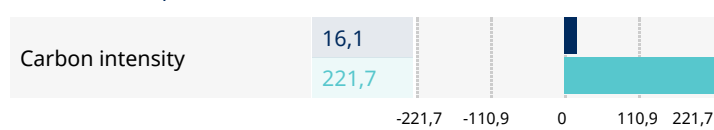


I Accumulation USD | Data as at 28.02.2022

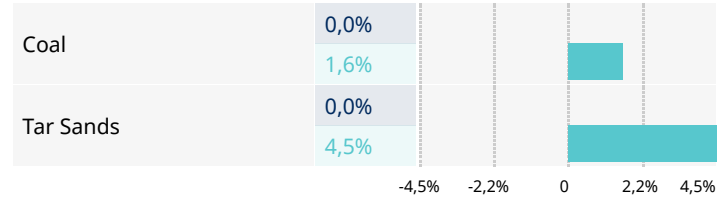
Climate dashboard

Carbon Intensity

Tonnes of CO2 per \$mn sales



Fossil Fuel Exposures



Sustainability performance measures

Category	Measure	Description	Units	Fund	Benchmark
People	Policy Human Rights	Does the company publish a policy governing human rights standards of its operations	% of companies with a policy on human rights in place	94,7% Coverage: 100,0%	84,0% Coverage: 95,8%
	Board Gender Diversity	Percentage of women on the Board	% Average percentage of women on boards	34,1% Coverage: 91,1%	30,2% Coverage: 93,1%
	Employees Community Work Program	Is there a programme for employees to volunteer with community initiatives?	% of companies with Employees Community Work programmes in place	97,8% Coverage: 100,0%	94,6% Coverage: 95,8%
	Independent Board Members	Percentage of independent directors on the Board	% of total directors who are independent	65,8% Coverage: 91,1%	80,3% Coverage: 93,1%
	CEO-Chairman Separation	Are the CEO and Chairman separate roles?	% of companies with separate CEO and Chairman	69,8% Coverage: 91,1%	43,5% Coverage: 93,3%
Planet	Water Intensity	Water withdrawal relative to each \$1mn of sales	Cubic metres of water per \$mn sales	192,0 Coverage: 66,1%	18.210,2 Coverage: 64,0%
	Policy Energy Efficiency	Does the company publish a policy to improve energy efficiency?	% of companies with a policy on energy efficiency in place	100,0% Coverage: 100,0%	95,2% Coverage: 95,8%
	Policy Emissions Reduction	Does the company publish a policy to reduce GHG emissions?	% of companies with a policy on emission reduction in place	100,0% Coverage: 100,0%	95,2% Coverage: 95,8%

Source: Refinitiv as at 28.02.2022. The analysis shown is based on company disclosed information. Coverage is calculated based on the average weighted by holding percentage for each metric for the fund and benchmark. Coverage shows the % of company reported data that is available for each measure for the fund and the benchmark. The fund's sustainability benchmark is MSCI AC World (Net TR).

Contact information

Schroder Investment Management (Europe) S.A.
5, rue Höhenhof
Sennigerberg
Luxembourg
L-1736
Tel: +352 341 342 202
Fax: +352 341 342 342

For your security, communications may be taped or monitored.

Information relating to changes in fund manager, investment objective, benchmark and corporate action information

Some performance differences between the fund and the benchmark may arise because the fund performance is calculated at a different valuation point from the benchmark. The fund's performance should be assessed against its target benchmark, being to exceed the MSCI World (Net TR) index and compared against the MSCI World Value (Net TR) index. The fund's investment universe is expected to overlap to a limited extent with the components of the target and comparator benchmarks. The comparator benchmark is only included for performance comparison purposes and does not have any bearing on how the investment manager invests the fund's assets. The investment manager invests on a discretionary basis and there are no restrictions on the extent to which the fund's portfolio and performance may deviate from the target or comparator benchmarks. The investment manager will invest in companies or sectors not included in the target or comparator benchmarks in order to take advantage of specific investment opportunities. The target benchmark has been selected because it is representative of the type of investments in which the fund is likely to invest, and it is, therefore, an appropriate target in relation to the return that the fund aims to provide. The comparator benchmark has been selected because the investment manager believes that the benchmark is a suitable comparison for performance purposes given the fund's investment objective and policy. The benchmark(s) does/do not take into account the environmental and social characteristics or sustainable objective (as relevant) of the fund.

Benchmarks:

The investment manager invests on a discretionary basis and there are no restrictions on the extent to which the fund's portfolio and performance may deviate from the benchmark. The investment manager will invest in companies or sectors not included in the benchmark in order to take advantage of specific investment opportunities.

Important information**Costs**

Certain costs associated with your investment in the fund may be incurred in a different currency to that of your investment. These costs may increase or decrease as a result of currency and exchange rate fluctuations.

If a performance fee is applicable to this fund, details of the performance fee model and its computation methodology can be found in the fund's prospectus. This includes a description of the performance fee calculation methodology, the dates on which the performance fee is paid and details of how the performance fee is calculated in relation to the fund's performance fee benchmark, which may differ from the benchmark in the fund's investment objective or investment policy.

For further information regarding the costs and charges associated with your investment, please consult the funds' offering documents and annual report.

General

This document does not constitute an offer to anyone, or a solicitation by anyone, to subscribe for shares of Schroder International Selection Fund (the "Company"). Nothing in this document should be construed as advice and is therefore not a recommendation to buy or sell shares. The Company is registered at the Comisión Nacional del Mercado de Valores (CNMV), under the number 135. Subscriptions for shares of the Company can only be made on the basis of its latest prospectus and the Key Investor Information Document together with the latest audited annual report (and subsequent unaudited semi-annual report, if published), copies of which can be obtained, free of charge, from the Spanish representative, Schroder Investment Management Limited Sucursal en España, from the CNMV, as well as from the Spanish distributors. The Company is a Luxembourg-registered UCITS. An investment in the Company entails risks, which are fully described in the prospectus. As the Company invests in international markets, the exchange rate variation can cause a decrease or increase in value. Schroders has expressed its own views and opinions in this document and these may change. This document is issued by Schroder Investment Management (Europe) S.A., 5, rue Höhenhof, L-1736 Senningerberg, Luxembourg. Registered No. B 37.799. Schroders will be a data controller in respect of your personal data. For information on how Schroders might process your personal data, please view our Privacy Policy available at www.schroders.com/en/privacy-policy or on request should you not have access to this webpage. Third party data is owned or licensed by the data provider and may not be reproduced or extracted and used for any other purpose without the data provider's consent. Third party data is provided without any warranties of any kind. The data provider and issuer of the document shall have no liability in connection with the third party data. The Prospectus and/or www.schroders.com contains additional disclaimers which apply to the third party data.