

INVESTMENT OBJECTIVE

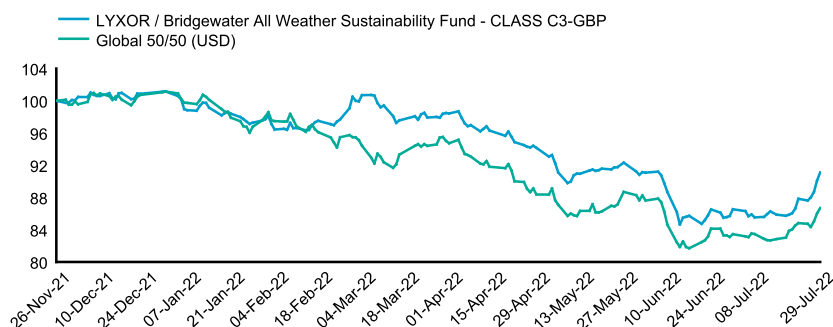
The All Weather Sustainability Strategy is a multi-asset class, strategic, long-only portfolio that is designed to achieve both financial and sustainability goals, using assets that are aligned with the United Nations Sustainable Development Goals (SDGs). Bridgewater believes the best way to achieve both financial and sustainability impact goals is through portfolio engineering that incorporates these objectives holistically, beginning with 1) clearly defining what these goals are, 2) systematically looking across a variety of asset classes to find assets that are aligned with these goals, and then 3) combining these assets into a portfolio using Bridgewater's All Weather approach, which prioritizes balance across different economic environments, to efficiently collect market risk premiums and deliver a high gross Sharpe ratio. The Strategy utilizes liquid, publicly traded markets across asset classes (equities, nominal and inflation-linked bonds, and commodities) to implement Bridgewater's systematic processes for assessing sustainability and achieving environmental balance.

MONTHLY COMMENTARY

A « bad news is good news » dynamic appeared to have taken hold during the month of July. Despite another outsized 75bp rate hike from the Fed and increased recession fears, stocks posted solid gains supported by good earnings reports, with growth stocks benefiting the most. High inflation pushed the European Central Bank (ECB) to deliver its first interest rate hike in over a decade, lifting the Eurozone out of negative rates, while the US yield curve inverted in July between 2- and 10-year yields, as yields on US 10-year Treasuries fell over the month. The risk of recession was most apparent in European currency markets where the euro briefly slipped below parity with the dollar, while mounting fears of European energy crisis moved commodity prices higher.

The Lyxor/ Bridgewater All Weather Sustainability Fund (the "Fund") managed to sign an outstanding performance during the month of July and recovered from previous losses. The fixed income book was the largest performance driver over the month thanks to the strong bonds' rally driven by investors' fears over recession. The long nominal and inflation linked bond exposures, positioned on long-term maturities, strengthened from the falling Treasury yields. The equity allocation gained ground, boosted by better-than-feared earnings reports in the United States and a higher-than-expected economic expansion rate in Europe. The commodity cluster remained subdued as precious metal prices detracted owing to the firm trend in the dollar.

PERFORMANCE SINCE INCEPTION



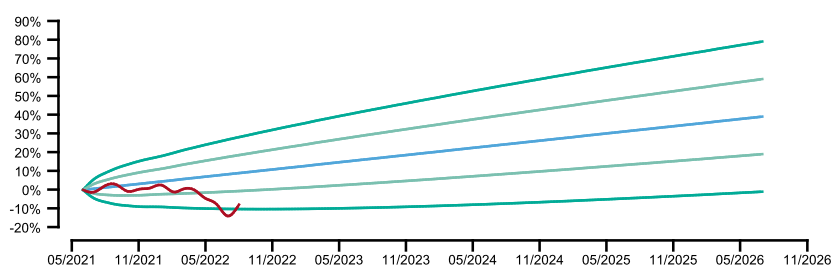
HISTORICAL MONTHLY RETURNS

	Jan	Feb	Mar	Apr	May	Jun	Jul	Aug	Sep	Oct	Nov	Dec	YTD
2022	-3.58%	1.55%	-0.59%	-4.38%	-3.11%	-6.05%	6.30%						-9.94%
2021											-0.21%	1.39%	1.17%*

* Since inception: November 26, 2021

RETURN (gross of fees, in USD)

— Cumulative Gross Excess Return — Gross Expected Return — 2 Standard Deviation — 1 Standard Deviation



Bridgewater ability to stress-test their logic allows them to establish explicit performance expectations for their strategies. Based on Bridgewater's stress tests across countries and all types of economic environments, the expectation is for the Fund to produce a gross return-to-risk ratio of around 0.55. At 8% expected risk, this translates to an expected average annual gross excess return of 4.5%. In the above chart, we show the cumulative performance of the Fund against these long-term expectations.

The green and blue lines represent our range of expectations and the red line reflects the actual cumulative gross excess return of the Fund. These start off as empty cones, and as real-time performance unfolds we plot that performance against Bridgewater's expectations.

IMPORTANT NOTE

Official NAV is calculated every day, subject to holidays & certain extraordinary events. Performance based on the Fund's last official NAV, and the Index level as of the same day.

The Fund complies with the UCITS Directive and has been approved by the Central Bank of Ireland on August 19, 2019. Please refer to the Fund's prospectus for a full disclosure of the fund's characteristics.

(1) Under normal market conditions, Lyxor intends to offer the LIQUIDITY mentioned above. However, the LIQUIDITY is not guaranteed and there are circumstances under which such LIQUIDITY may not be possible.

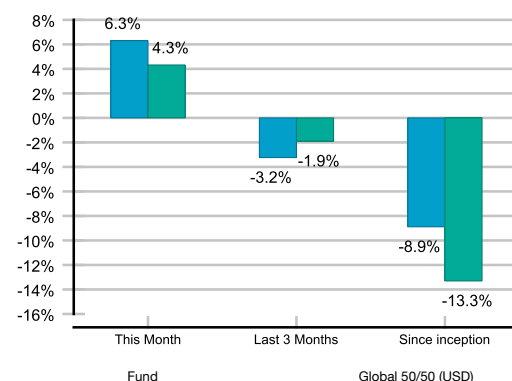
Please refer to the Fund's legal documentation for complete terms and conditions.

(2) For any additional information regarding fees, please refer to the relevant fees section of the Fund's Prospectus.

FUND FACTS

Legal Structure	Sub-Fund Of Lyxor Newcits IRL III PLC
Inception Date of the Fund	June 10, 2021
Inception Date of the Class	November 26, 2021
Share Class Currency	GBP
ISIN Code	IE0002EK7S09
Bloomberg Code	-
Investment Manager	Amundi Asset Management S.A.S.
Sub-Investment Manager	Bridgewater Associates, LP
Administrator	SS&C Financial Services (Ireland) Limited
Liquidity (1)	Daily
Subscription/Redemption Notice	-
Total Fund Assets (M USD)	184
Management Fee (2)	0.70%
Administration Fee (2)	-

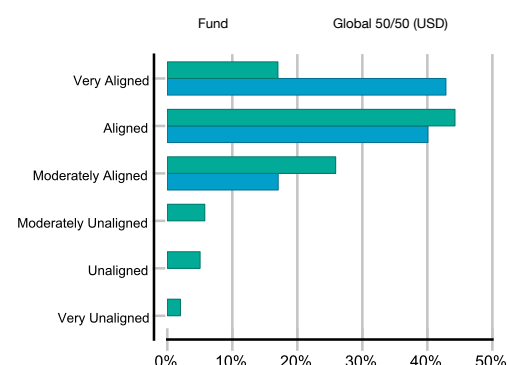
PERFORMANCE ANALYSIS



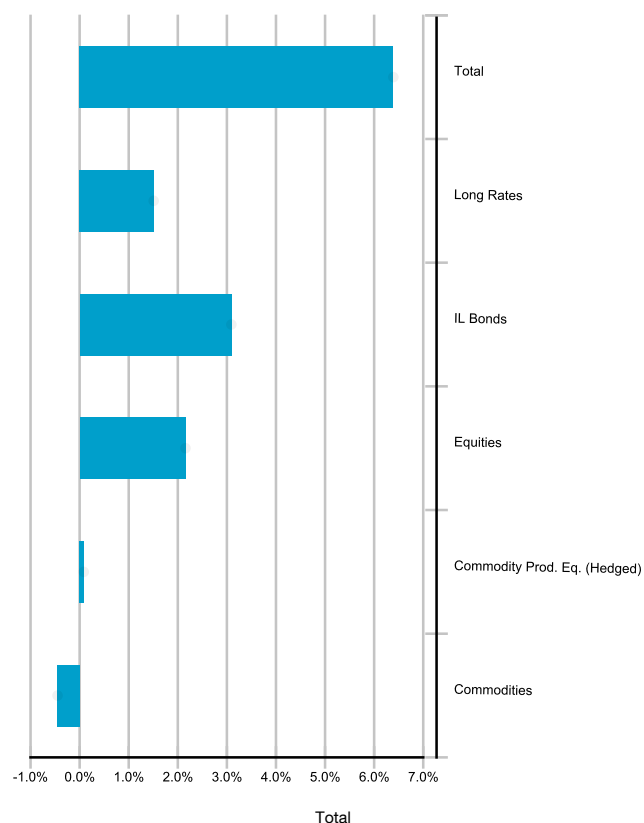
RISK ANALYSIS

	Since inception	
	Fund	Index*
Volatility	N/M	N/M
Sharpe ratio	N/M	N/M
Maximum DrawDown		
*Global 50/50 (USD)		

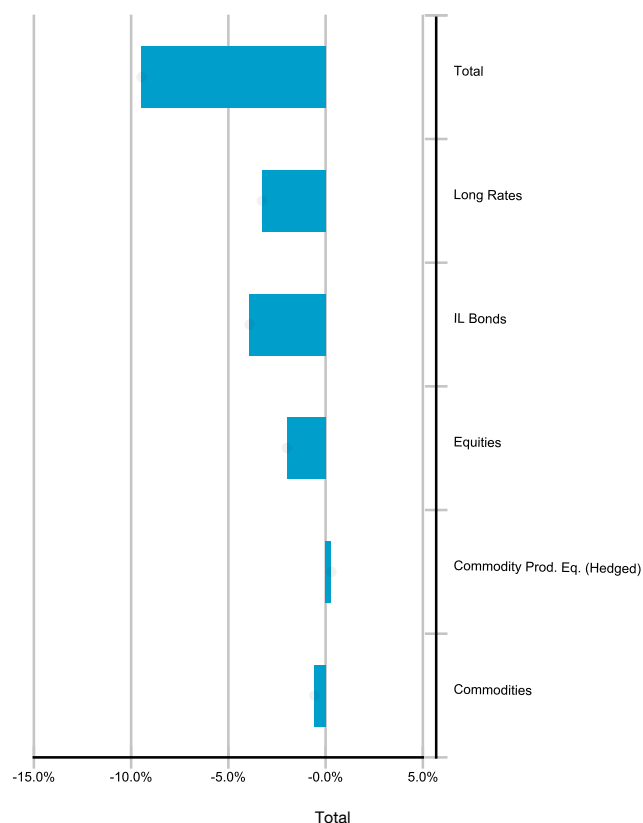
PORTFOLIO ALLOCATION BY ALIGNMENT CATEGORY



MTD PERFORMANCE ATTRIBUTION (gross of fees, in USD)



YTD PERFORMANCE ATTRIBUTION (gross of fees, in USD)



MONTHLY ATTRIBUTION BY SCENARIO (gross of fees, in USD)

	Growth	Inflation
Rising	Return 0.9%	Return 1.5%
Falling	Return 2.1%	Return 1.9%
≈ Risk Premiums & Discount Rates 6.4% Beta Excess Return		

QUARTERLY ATTRIBUTION BY SCENARIO (gross of fees, in USD)

	Growth	Inflation
Rising	Return -0.7%	Return -2.0%
Falling	Return -3.8%	Return -3.0%
≈ Risk Premiums & Discount Rates -9.5% Beta Excess Return		

IMPORTANT NOTE

Official NAV is calculated every day, subject to holidays & certain extraordinary events. Performance based on the Fund's last official NAV, and the Index level as of the same day.
 The Fund complies with the UCITS Directive and has been approved by the Central Bank of Ireland on August 19, 2019. Please refer to the Fund's prospectus for a full disclosure of the fund's characteristics.
 (1) Under normal market conditions, Lyxor intends to offer the LIQUIDITY mentioned above. However, the LIQUIDITY is not guaranteed and there are circumstances under which such LIQUIDITY may not be possible. Please refer to the Fund's legal documentation for complete terms and conditions.
 (2) For any additional information regarding fees, please refer to the relevant fees section of the Fund's Prospectus.

EXPOSURE BREAKDOWN BY ASSET CLASS

	LONG		SHORT		GROSS	NET	
	Nb	Expo	Nb	Expo	Expo	Expo	Beta Adj Expo
Equities	289	40.87%	-	-	40.87%	40.87%	40.39%
FI - Credit	316	76.40%	98	2.32%	78.72%	74.07%	-
Commodities	4	19.36%	-	-	19.36%	19.36%	-
Forex	14	49.73%	2	0.34%	50.07%	49.39%	-
Others	-	-	-	-	-	-	-
Total	609	136.63%	98	2.32%	138.95%	134.31%	40.39%

EXPOSURE GEOGRAPHICAL BREAKDOWN

North America			Western Europe		
Expo	Cur. Month	Prev. Month	Expo	Cur. Month	Prev. Month
Equity exposure			Equity exposure		
Long	27.76%	27.84%	Long	7.81%	7.47%
Short	-	-	Short	-	-
Net	27.76%	27.84%	Net	7.81%	7.47%
Gross	27.76%	27.84%	Gross	7.81%	7.47%
Fixed Income & Credit Exposure			Fixed Income & Credit Exposure		
Long	27.28%	26.38%	Long	38.00%	38.63%
Short	0.67%	0.04%	Short	0.66%	0.22%
Net	26.60%	26.34%	Net	37.34%	38.40%
Gross	27.95%	26.42%	Gross	38.66%	38.85%

Eastern Europe			Japan		
Expo	Cur. Month	Prev. Month	Expo	Cur. Month	Prev. Month
Equity exposure			Equity exposure		
Long	-	-	Long	1.69%	1.73%
Short	-	-	Short	-	-
Net	0.00%	0.00%	Net	1.69%	1.73%
Gross	0.00%	0.00%	Gross	1.69%	1.73%
Fixed Income & Credit Exposure			Fixed Income & Credit Exposure		

Asia / Pacific - ex Japan			Africa / Middle East		
Expo	Cur. Month	Prev. Month	Expo	Cur. Month	Prev. Month
Equity exposure			Equity exposure		
Long	2.61%	2.67%	Long	0.55%	0.54%
Short	-	-	Short	-	-
Net	2.61%	2.67%	Net	0.55%	0.54%
Gross	2.61%	2.67%	Gross	0.55%	0.54%
Fixed Income & Credit Exposure			Fixed Income & Credit Exposure		
Long	10.36%	11.35%			
Short	0.99%	0.94%			
Net	9.37%	10.41%			
Gross	11.35%	12.29%			

MAIN RISKS

Risk of losses : The price of Shares can go up as well as down and investors may not realise their initial investment. The investments and the positions held by the Fund are subject to (i) fluctuations in the Strategy (ii) market fluctuations, (iii) reliability of counterparties and (iv) operational efficiency in the actual implementation of the investment policy adopted by the Fund in order to realise such investments or take such positions. Consequently, the investments of the Fund are subject to, inter alia, the risk of declines in the Strategy (which may be abrupt and severe), market risks, credit exposure risks and operational risks. At any time, the occurrence of any such risks is likely to generate a significant depreciation in the value of the Shares. Due to the risks embedded in the investment objective adopted by the Fund, the value of the Shares may decrease substantially and even fall to zero, at any time.

Counterparty risk: the Fund is exposed to the risk that any credit institution with which it has concluded an agreement or a transaction could become insolvent or otherwise default. If such an event occurs, you could lose a significant part of your investment.

Credit risk: the Fund is exposed to the risk that the credit quality of any direct or indirect debtor of the Fund (be it a state, a financial institution or a corporate) deteriorates or that any such entity defaults. This could cause the net asset value of the Fund to decline.

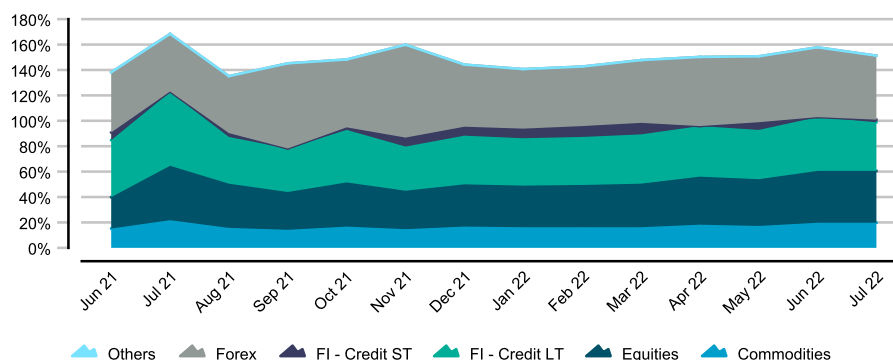
Operational risk and asset custody risk: in the event of an operational failure within the management company, or one of its representatives, investors could experience delays or other disruptions.

Liquidity risk: in certain circumstances, financial instruments held by the Fund or to which the value of the Fund is linked could suffer a temporary lack of liquidity. This could cause the Fund to lose value, and/or to temporarily suspend the publication of its net asset value and/or to refuse subscription and redemption requests.

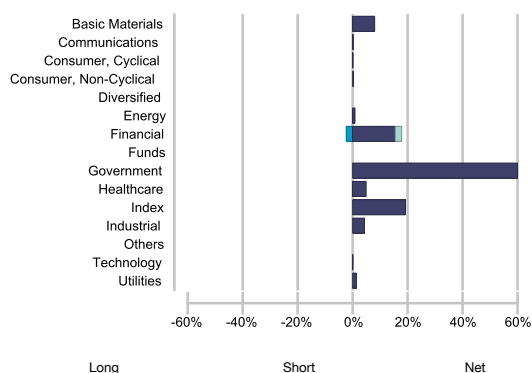
Risk of using FDI: the Fund invests in financial derivative instruments in order to reach its investment objective. These instruments may include a range of risks which could lead to their adjustment or result in their early termination. This could lead to the loss of a part of your investment.

Capital at risk: the initial capital invested is not guaranteed. As a consequence, investor's capital is at risk and the amount originally invested may not be recovered

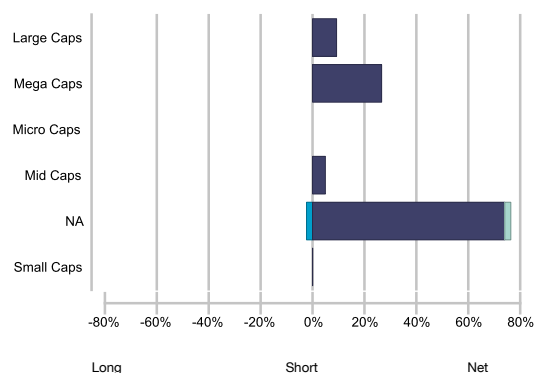
HISTORICAL LEVERAGE



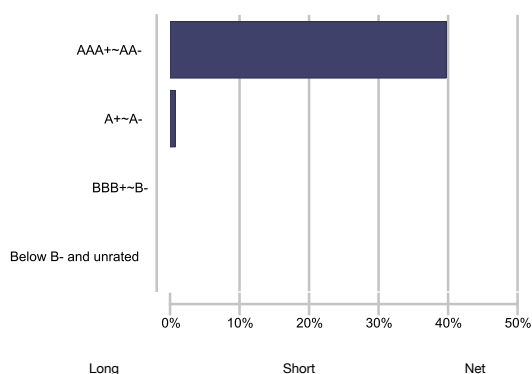
SECTOR ALLOCATION



CAPITALISATION BREAKDOWN



NET EXPOSURE OF BONDS BY RATING



MAIN RISKS

Risk of losses: The price of Shares can go up as well as down and investors may not realise their initial investment. The investments and the positions held by the Fund are subject to (i) fluctuations in the Strategy (ii) market fluctuations, (iii) reliability of counterparties and (iv) operational efficiency in the actual implementation of the investment policy adopted by the Fund in order to realise such investments or take such positions. Consequently, the investments of the Fund are subject to, inter alia, the risk of declines in the Strategy (which may be abrupt and severe), market risks, credit exposure risks and operational risks. At any time, the occurrence of any such risks is likely to generate a significant depreciation in the value of the Shares. Due to the risks embedded in the investment objective adopted by the Fund, the value of the Shares may decrease substantially and even fall to zero, at any time.

Counterparty risk: the Fund is exposed to the risk that any credit institution with which it has concluded an agreement or a transaction could become insolvent or otherwise default. If such an event occurs, you could lose a significant part of your investment.

Credit risk: the Fund is exposed to the risk that the credit quality of any direct or indirect debtor of the Fund (be it a state, a financial institution or a corporate) deteriorates or that any such entity defaults. This could cause the net asset value of the Fund to decline.

Operational risk and asset custody risk: in the event of an operational failure within the management company, or one of its representatives, investors could experience delays or other disruptions.

Liquidity risk: in certain circumstances, financial instruments held by the Fund or to which the value of the Fund is linked could suffer a temporary lack of liquidity. This could cause the Fund to lose value, and/or to temporarily suspend the publication of its net asset value and/or to refuse subscription and redemption requests.

Risk of using FDI: the Fund invests in financial derivative instruments in order to reach its investment objective. These instruments may include a range of risks which could lead to their adjustment or result in their early termination. This could lead to the loss of a part of your investment.

Capital at risk: the initial capital invested is not guaranteed. As a consequence, investor's capital is at risk and the amount originally invested may not be recovered

THIS DOCUMENT IS INTENDED FOR INSTITUTIONAL CLIENTS

The information contained in this document is provided to you confidentially and for exclusive use, and in no way constitutes an offer to buy, investment advice, a solicitation to sell or the basis of an agreement or a commitment of any sort. All forecasts, valuations and statistical analyses included in this document are provided for information purposes only. These forecasts, valuations and analyses may be based on subjective estimates and assumptions and may have been obtained by applying one of a number of methods that may give rise to different results; accordingly, these forecasts, valuations and analyses must not be seen as factually accurate and should not be considered to be accurate predictions of future events. The accuracy, completeness and relevance of the information provided are not guaranteed: although this information has been prepared by reference to reputable sources that are considered to be reliable, it may be amended without notice. This information is necessarily partial, provided on the basis of market data observed at a particular moment, and subject to change. Lyxor Asset Management accepts no liability, whether direct or indirect, that may result from using any information contained in this document or from any decision taken on the basis of the information contained therein. This information must not be copied, reproduced, amended, translated or distributed without the prior written consent of Lyxor Asset Management. Data from rating agencies are provided to you only by virtue of the authorisations that have been granted by those rating agencies. You must notify us as soon as possible in the event that there is any change to these authorisations.

NOTICE

Notice to Investors in Asia-Pacific Region: This material is not directed at retail investors and is prepared for and intended to be distributed in the Asia-Pacific region solely to sophisticated and professional investors. You should therefore be appropriately qualified as a professional, accredited, wholesale, expert or institutional investor (however defined in your local jurisdiction). It is distributed by licensed affiliates of Amundi AM. You should be aware that local regulations may not allow this material to be distributed from your local Amundi AM licensed affiliate but may allow it to be distributed from an offshore branch or affiliate under certain circumstances. If in any doubt, you should always determine which licensed affiliate is responsible for distributing this material to you by contacting Amundi AM. You should also be aware that financial products or services referred to may not be sold, bought, or subscribed to if you do not qualify in your local jurisdiction. Always ensure that you contact and deal through appropriately licensed entities if you wish to purchase any such products or services.

No further disclosure, reproduction or reliance permitted: This material has been prepared solely for persons it has been distributed to directly by Amundi AM or any of its affiliates or delegates. Its contents may not be disclosed to, reproduced, or used or relied upon by, any other person, or used for any other purpose.

For Recipients where this document is distributed by Amundi Hong Kong Limited: This material is distributed to you by Amundi Hong Kong Limited ("Amundi HK") as an activity that is wholly incidental to its carrying out of a regulated activity for which it is already licensed. Details of Amundi HK's license can be provided upon request.

For Recipients in Hong Kong: This material is issued solely to "professional investors" within the meaning of the Securities and Futures Ordinance (Cap. 571) of Hong Kong and any rules made under that Ordinance.

For Documents Distributed in China from Offshore (as a Result of a Reverse Enquiry): This material has been prepared and distributed by Amundi Hong Kong Limited as a result of a reverse enquiry by you. Amundi HK, a limited liability company incorporated under the laws of Hong Kong on 9 March 1973 and regulated by the Securities & Futures Commission (the "SFC"). The products or services that may be mentioned in this material may not be able to be provided in China. Any products or services mentioned in this material to be provided are subject to laws and regulations and regulator's requirements in China, as well as the formally executed legal documents (if any).

Notice to Korean Investors: This material is distributed by Amundi Hong Kong Limited outside Korea and intended for Korean financial institutions holding the dealing or brokerage business license under the Financial Investment and Capital Market Act of Korea and the Enforcement Decree thereof. For other types of clients, this is distributed upon their request only. Amundi Hong Kong Limited is regulated by the Securities & Futures Commission under Hong Kong laws. The product mentioned in this material may not be eligible or suitable for all types of investors. This material is not intended for private customers.

For Korean Investors Receiving this document from NH-Amundi Asset Management: This material is distributed by NH-Amundi Asset Management. NH-Amundi Asset Management is regulated by the Financial Services Commission and the Financial Supervisory Service under Korean laws. The product mentioned in this material may not be eligible or suitable for all types of investors. This material is not intended for private customers.

Notice for Documents Distributed in Taiwan: This material is to present to you as a result of reverse enquiry and may only be distributed to "professional institutional investors" within the meaning provided in the applicable regulations in Taiwan. The product(s) or service(s), if any, mentioned in this material, have not been registered with or approved by Taiwan competent authorities and are not regulated by Taiwan laws and regulations. The Fund has not been and will not be registered with the Financial Supervisory Commission (the "FSC") of Taiwan, the Republic of China ("Taiwan") pursuant to applicable securities laws and regulations and any sale of the interests in the Fund ("Interest") in Taiwan shall be in compliance with the local legal requirements and restrictions. There are restrictions on the offering, issue, distribution, transfer, sale or resale of the Interests in Taiwan, either through a public offering or private placement. The Interests cannot be sold, issued or publicly offered in Taiwan without prior approval from or registration with the FSC pursuant to applicable laws. No person or entity in Taiwan has been authorized to offer, sell, give advice regarding or otherwise intermediate the offering and sale of the Interests.

For Recipients in Thailand receiving this document from offshore: This material is for Professional Investors only. This material has been prepared and distributed by Amundi AM and/or its affiliates within Amundi Group. This material is provided solely at your request and Amundi AM and its affiliates do not have any intention to solicit you for entering into any transactions or transacting in any product contemplated by this material (the "product"). Any such solicitation or marketing will be made by an entity permitted by the applicable laws and regulations. This material is not intended to be either an offer, sale, or invitation for subscription or purchase of the product. This material has not been registered as a prospectus with the Office of the Securities and Exchange Commission of Thailand. Accordingly, this material and any other documents and materials, in connection with the offer or sale, or invitation for subscription or purchase of securities, may only be circulated or distributed by an entity as permitted by applicable laws and regulations. Neither Amundi AM, any of its affiliates, any representatives, directors, employees of Amundi AM nor any other entities affiliated with Amundi AM make any representations or warranties, expressed or implied, with respect to the completeness or accuracy of any of the information contained in this material or any other information (whether communicated in written or oral form) transferred or made available to you. Past performance and any forecasts made are not necessarily indicative of the future results. All investments carry certain elements of risk and accordingly the amount received from such investments may be less than the original invested amount. Investments in the product involves risks and investors should exercise due care and discretion in considering the investment risks. Investors should carefully study the investment risks and ensure that they have a good understanding of such risks.

For investors in Singapore : this document contains information about Lyxor / Bridgewater All Weather Sustainability Fund (the "Fund") and is distributed by Amundi Hong Kong Limited and/or Amundi Singapore Limited (Company Registration No. 198900774E) (collectively referred to as "Amundi").

It is not intended for and should not be provided to the public in Singapore. Distribution of the Fund occurs through authorised distributors in Singapore.

This document shall be construed as part of the information memorandum for the Fund (the "Information Memorandum"), which shall be deemed to include and incorporate the prospectus/offering memorandum of the Fund (the "Prospectus/Memorandum"), any supplement to the Prospectus/Memorandum relating to the Fund, this document and any other document, correspondence, communication or material sent or provided to eligible participants in relation to the Fund from time to time. Accordingly, this document must not be relied upon or construed on its own without reference to and as part of the Information Memorandum. Investors should read the Information Memorandum before deciding to invest in the Fund.

The Fund has not been authorised or recognised by the Monetary Authority of Singapore ("MAS"), and the shares/units in the Fund (the "Shares") are not allowed to be offered to the retail public. Moreover, the Information Memorandum is not a prospectus as defined in the Securities and Futures Act 2001 of Singapore, as amended or modified from time to time ("SFA"), and statutory liability under the SFA in relation to the content of prospectuses would not apply. The Information Memorandum has not been and will not be registered as a prospectus with the MAS. Accordingly, the Information Memorandum, this document and any other document or material in connection with the offer or sale, or invitation for subscription or purchase, of the Shares may not be circulated or distributed, nor may the Shares be offered or sold, or be made the subject of an invitation for subscription or purchase, whether directly or indirectly, to the public, any member of the public or any person in Singapore, other than under an exemption provided in the SFA for offers made (a) to an institutional investor (as defined in Section 4A of the SFA) pursuant to Section 304 of the SFA, (b) to a relevant person (as defined in Section 305(5) of the SFA), or any person pursuant to an offer referred to in Section 305(2) of the SFA, and in accordance with the conditions specified in Section 305 of the SFA, or (c) otherwise pursuant to, and in accordance with, the conditions of any other applicable provision of the SFA.

This document is for information purposes only, is not a recommendation, financial analysis or advice, and does not constitute a solicitation, invitation or offer to purchase or sell the Fund in any jurisdiction where such offer, solicitation or invitation would be unlawful. This information is not for distribution and does not constitute an offer to sell or the solicitation of any offer to buy any securities or services in the United States or in any of its territories or possessions subject to its jurisdiction to or for the benefit of any U.S. Person (as this term is defined in SEC Regulation S under the U.S. Securities Act of 1933). The Fund is not registered in the United States under the Investment Company Act of 1940 and Shares of the Fund are not registered in the United States under the Securities Act of 1933.

By accepting receipt of this document and any other document or material issued in connection with the offer or sale of the shares, a person (within the meaning of Singapore law) in Singapore represents or warrants that person is entitled to receive such document in accordance with the restrictions set forth above and agrees to be bound by the limitations contained herein.

Past performance and any forecasts made are not indicative of future performance of the Fund.

Please note that distribution/dividends (if applicable) are not guaranteed unless otherwise stated in the dividend policy for the relevant Share class contained in the Information Memorandum. Any opinion or view presented is subject to change without notice. The information on this document is intended for general circulation without taking into account the specific investment objectives, financial situation or particular needs of any particular investor. An investor may wish to seek advice from a financial adviser regarding the suitability of the Fund, taking into account the specific investment objectives, financial situation or particular needs of any person in receipt of the recommendation, before making a commitment to purchase Shares in the Fund.

Where applicable and contemplated in the Information Memorandum, the Fund may invest in financial derivatives as part of its strategy, and a material portion of the returns may be generated from financial derivative strategies. In such scenarios, the Fund will be subject to risks associated with such investments as further detailed in the Information Memorandum. Additional risk factors are described in the Information Memorandum. Investments in the Fund are subject to investment risks, including the possible loss of the principal amount invested. Such activities may not be suitable for everyone. Value of the Shares in the Fund and the income accruing to the Shares, if any, may fall or rise. Any forecast, projection or target is indicative only and is not guaranteed in any way. Such information is solely indicative and may be subject to modification from time to time. References to specific securities are presented to illustrate the application of our investment philosophy only and are not to be considered recommendation by Amundi.

It is the responsibility of investors to read the legal documents in force in particular the current Information Memorandum of the Fund. Subscriptions in the Fund will only be accepted on the basis of their latest Information Memorandum available in English. A summary of information about investors' rights and collective redress mechanisms can be found in English on the regulatory page at <https://about.amundi.com/Metanav-Footer/Footer/Quick-Links/Legal-documentation>.

Information on sustainability-related aspects (if applicable) can be found at <https://about.amundi.com/Metanav-Footer/Footer/Quick-Links/Legal-documentation>.

The information contained in this document is as at the date of publication of this document except where otherwise stated. The information contained in this document has been obtained from sources believed to be reliable but has not been independently verified, although Amundi and its affiliated companies believe it to be fair and not misleading. Total percentage may not add to 100% due to rounding. Amundi does not accept any liability whatsoever whether direct or indirect that may arise from the use of information contained in this document. Amundi and its associates, directors, connected parties and/or employees may from time to time have interests and or underwriting commitments in the investments mentioned in this document. Amundi does not guarantee that all risks associated to the transactions mentioned herein have been identified, nor does it provide advice as to whether you should enter into any such transaction. Amundi does not make any representation as to the merits, suitability, expected success, or profitability of any such transaction mentioned herein.

Pursuant to the new Guidelines on marketing communications under Regulation (EU) 2019/1156 of 20 June 2019 on cross-border distribution of funds issued by the European Securities and Markets Authority (ESMA), performance returns which are less than 12 months will not be reported for European domiciled funds.

This publication has not been reviewed by the MAS.

IMPORTANT INFORMATION FOR INVESTORS

Regarding the benchmark index mentioned in this document: Parties entering into transactions (such as a derivative or financing transaction) or investing in financial instruments that use a benchmark index are exposed to the risk that: (1) such benchmark index may be subject to methodological or other changes which could affect the value of the relevant transaction; or (2) (i) may become not compliant with applicable laws and regulations (such as the European Benchmark Regulation), (ii) may cease to be published, or (iii) the supervisor or administrator of any such benchmark may make a statement that the relevant benchmark is no longer representative, and as a consequence the relevant benchmark may be replaced by another benchmark which may have an adverse and material impact on the economics of the relevant transactions. You should conduct your own independent investigation and analysis of the potential consequences of any relevant risks such as those mentioned above, particularly in light of the ongoing industry initiatives related to the development of alternative reference rates and the update of the relevant market standard documentation.