

I Distribution EUR | Data as at 31.01.2023

Fund objectives and investment policy

The fund aims to provide capital growth in excess of the MSCI Nordic Smaller Companies (Net TR) index after fees have been deducted over a three to five year period by investing in equities of small-sized Nordic companies.

Above is the Investment Objective of the fund. For details on the fund's Investment Policy please see the KID.

The Fund has environmental and/or social characteristics (within the meaning of Article 8 SFDR).

The fund maintains a higher overall sustainability score than its sustainability benchmark based on the investment manager's rating system.

Relevant risks associated with an investment in this fund are shown below and should be carefully considered before making any investment.

Share class performance (%)

There is insufficient data to provide a useful indication of past performance to investors.

Share class launch date: 02.03.2022

Risk considerations

Currency risk: The fund may lose value as a result of movements in foreign exchange rates.

Derivatives risk: Derivatives may be used to manage the portfolio efficiently. A derivative may not perform as expected, may create losses greater than the cost of the derivative and may result in losses to the fund. The fund may also materially invest in derivatives including using short selling and leverage techniques with the aim of making a return. When the value of an asset changes, the value of a derivative based on that asset may change to a much greater extent. This may result in greater losses than investing in the underlying asset.

IBOR: The transition of the financial markets away from the use of interbank offered rates (IBORs) to alternative reference rates may impact the valuation of certain holdings and disrupt liquidity in certain instruments. This may impact the investment performance of the fund.

Performance Risk: Investment objectives express an intended result but there is no guarantee that such a result will be achieved. Depending on market conditions and the macro economic environment, investment objectives may become more difficult to achieve.

Smaller Companies risk: Smaller companies generally carry greater liquidity risk than larger companies, and they may also fluctuate in value to a greater extent.

Liquidity risk: In difficult market conditions, the fund may not be able to sell a security for full value or at all. This could affect performance and could cause the fund to defer or suspend redemptions of its shares.

Operational risk: Operational processes, including those related to the safekeeping of assets, may fail. This may result in losses to the fund.

Sustainability risk: The fund has environmental and/or social characteristics. This means it may have limited exposure to some companies, industries or sectors and may forego certain investment opportunities, or dispose of certain holdings, that do not align with its sustainability criteria chosen by the investment manager. The fund may invest in companies that do not reflect the beliefs and values of any particular investor.

Ratings and accreditation

Morningstar
Sustainability Rating



Please refer to the Source and ratings information section for details on the icons shown above.

Fund facts

Fund manager	Jan Brännback Janne Lähdesmäki
Managed fund since	02.03.2022 ; 02.03.2022
Fund management company	Schroder Investment Management (Europe) S.A.
Domicile	Luxembourg
Fund launch date	02.03.2022
Share class launch date	02.03.2022
Fund base currency	EUR
Share class currency	EUR
Fund size (Million)	EUR 37,46
Number of holdings	49
Target	MSCI Nordic Countries Small Cap NR USD
Comparator	Nordic Small/Mid-Cap Equity
Unit NAV	EUR 81,8932
Dealing frequency	Daily
Distribution frequency	Semi-Annually

Fees & expenses

Entry charge up to	0,00%
Ongoing charge	0,07%
Redemption fee	0,00%

Purchase details

Minimum initial subscription	EUR 5M ; USD 5M or their near equivalent in any other freely convertible currency.
------------------------------	--

Codes

ISIN	LU2412569365
Bloomberg	SCNSCII LX
SEDOL	BN16G76

Summary risk indicator (SRI)

LOWER RISK

Potentially lower reward

HIGHER RISK

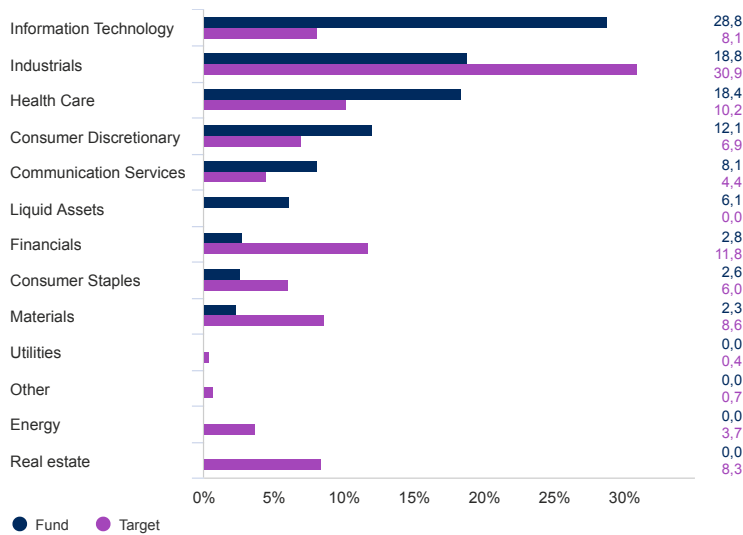
Potentially higher reward



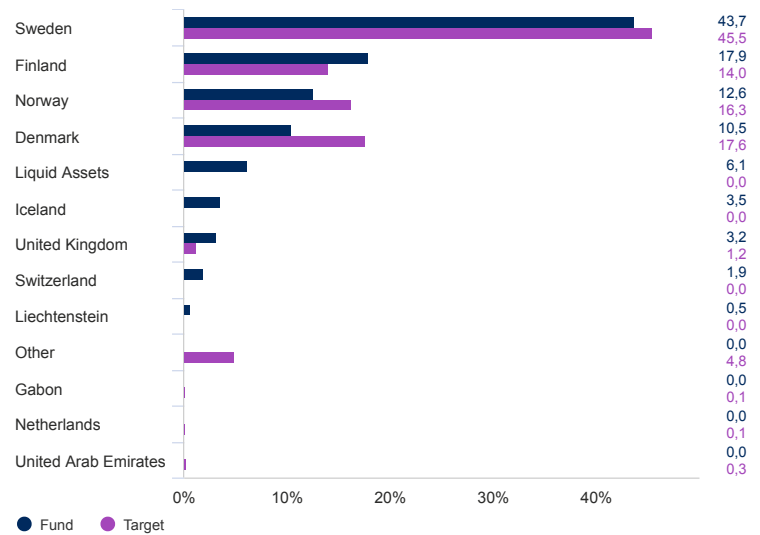
The risk category was calculated using historical performance data (or indicative fund performance during periods of suspension) and may not be a reliable indicator of the fund's future risk profile. The fund's risk category is not guaranteed to remain fixed. Please see the Key Information Document for more information.

Asset allocation

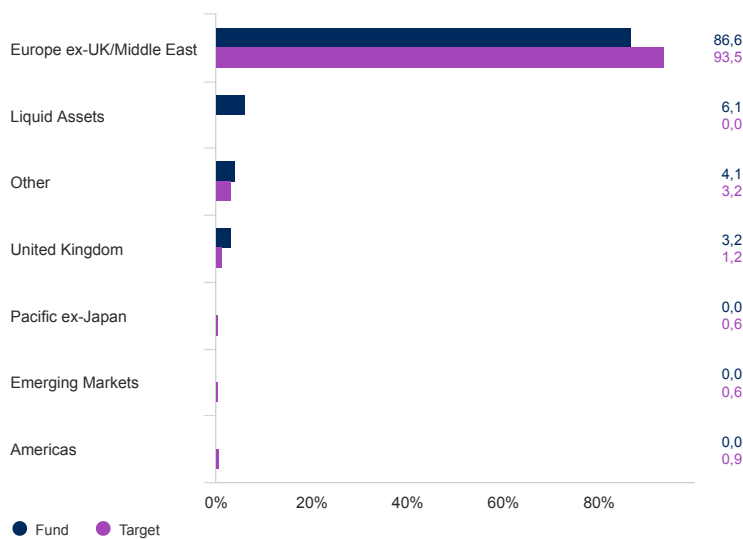
Sector (%)



Geographical breakdown (%)



Region (%)



Top 10 holdings (%)

Holding name	%
AFRY AB	3,5
Ossur HF	3,5
Tobii Dynavox AB	3,3
Concentric AB	3,2
Metso Outotec Oyj	3,1
Valmet Oyj	3,1
Elekta AB	3,0
Nordnet AB publ	2,8
Nordic Semiconductor ASA	2,7
Royal Unibrew A/S	2,6

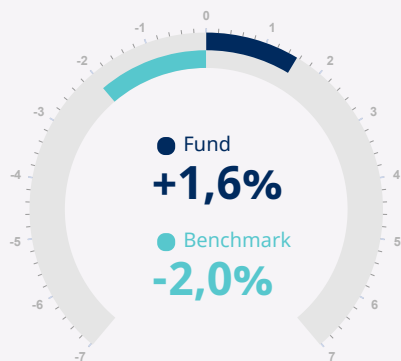
Source: Schroders. Top holdings and asset allocation are at fund level.

I Distribution EUR | Data as at 31.01.2023

Proprietary Sustainability Metrics %

Overall Impact

Data as at 31.01.2023



The sustainability scores of the fund and the benchmark are shown. The benchmark is the MSCI Nordic Smaller Companies (Net TR) index.

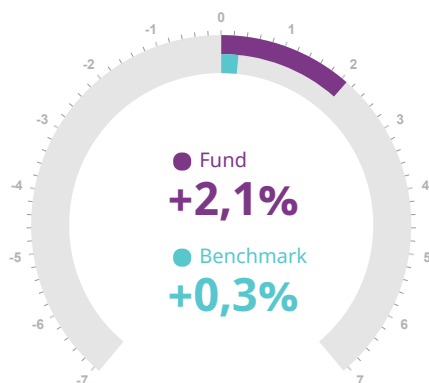
The Schroders Impact score is based on Schroders' proprietary tool, SustainEx™. SustainEx™ provides an estimate of the potential societal or environmental impact that may be created by the companies and other issuers in which the fund is invested. The result is expressed as a notional percentage (positive or negative) of sales of the relevant underlying companies and other issuers. For example, a SustainEx™ score of +2% would mean a company contributes \$2 of relative notional positive impact (i.e. benefits to society) per \$100 of sales.

We calculate SustainEx™ scores for companies and other issuers in the fund to arrive at the total fund score.

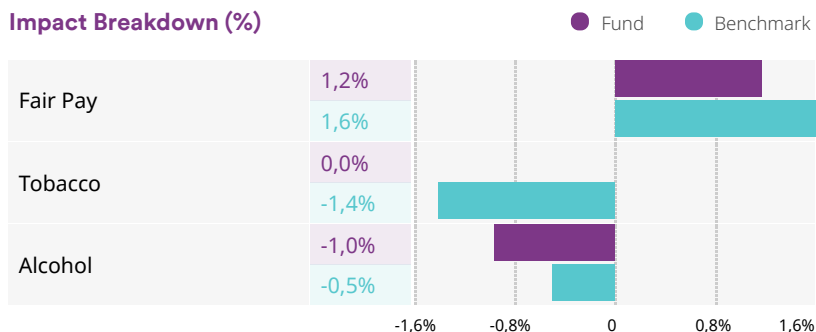
The "Overall Impact" shown is a measure of the fund's estimated impact compared to that of its benchmark, in each case calculated as a relative notional percentage as described above.

The "Impact on People" and "Impact on Planet" measure the fund's estimated underlying benefits and harms, as compared to its benchmark, in each case calculated as a relative notional percentage as described above.

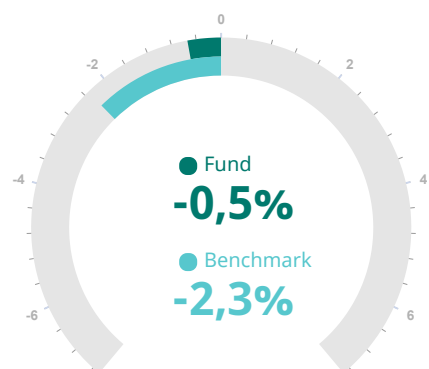
Overall Impact On: People



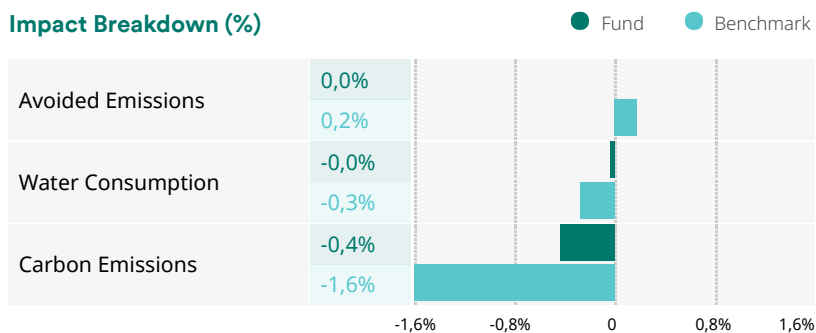
Impact Breakdown (%)



Overall Impact On: Planet



Impact Breakdown (%)

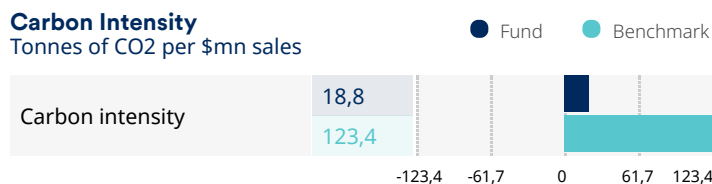


I Distribution EUR | Data as at 31.01.2023

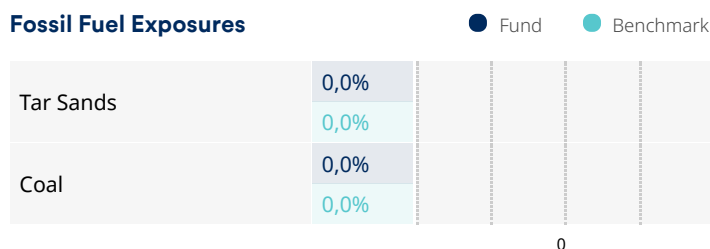
Climate dashboard

Carbon Intensity

Tonnes of CO2 per \$mn sales



Fossil Fuel Exposures



Source: MSCI. Carbon Intensity is based on reported scope 1 & 2 emissions. Fossil Fuel Exposure charts for sub-funds that are categorised as Article 8 or Article 9 under SFDR apply a revenue-based exclusion on companies operating in the coal sector. Companies generating more than 10% of their revenue from thermal coal extraction and companies that generate more than 30% of their revenue from coal-fired power are systematically excluded. Some sub-funds apply a more stringent exclusion criterion. Any fund exposure to coal reflects investments in companies whose coal-related revenues are below the accepted threshold. Please refer to the fund sustainability disclosures for more details on exclusions. The fund's sustainability benchmark is MSCI Nordic Smaller Companies (Net TR) index.

Sustainability performance measures

The below table shows sustainability performance measures of this fund. It uses reported company data to identify or derive Environmental, Social and Governance (ESG) metrics on an objective basis. With this we compare a range of ESG metrics for the fund and its benchmark where applicable, and identify the measure coverage of the fund. The charts illustrate how the portfolio and benchmark compare for each metric.

Category	Measure	Description	Units	Fund	Benchmark
People	Policy Human Rights	Does the company publish a policy governing human rights standards of its operations?	% of companies with a policy on human rights in place	80,9% Coverage: 79,8%	92,8% Coverage: 87,9%
	Board Gender Diversity	Percentage of women on the Board	% Average percentage of women on boards	33,1% Coverage: 79,8%	35,7% Coverage: 88,2%
	Employees Community Work Program	Is there a programme for employees to volunteer with community initiatives?	% of companies with Employees Community Work programmes in place	22,3% Coverage: 79,8%	43,5% Coverage: 87,9%
	Independent Board Members	Percentage of independent directors on the Board	% of total directors who are independent	73,3% Coverage: 79,8%	65,6% Coverage: 88,2%
	CEO-Chairman Separation	Has the Chairman ever been CEO?	% of companies where the Chairman has not been CEO	88,1% Coverage: 79,8%	88,3% Coverage: 88,2%
Planet	Water Intensity	Water withdrawal relative to each \$1mn of sales	Cubic metres of water per \$mn sales	523,5 Coverage: 16,8%	6.411,3 Coverage: 34,6%
	Policy Energy Efficiency	Does the company publish a policy to improve energy efficiency?	% of companies with a policy on energy efficiency in place	69,7% Coverage: 79,8%	87,2% Coverage: 87,9%
	Policy Emissions Reduction	Does the company publish a policy to reduce GHG emissions?	% of companies with a policy on emission reduction in place	75,5% Coverage: 79,8%	88,7% Coverage: 87,9%

Source: Refinitiv as at 31.01.2023. The analysis shown is based on company disclosed information. Coverage is calculated based on the average weighted by holding percentage for each metric for the fund and benchmark. Coverage shows the % of company reported data that is available for each measure for the fund and the benchmark. The fund's sustainability benchmark is MSCI Nordic Smaller Companies (Net TR) index.

I Distribution EUR | Data as at 31.01.2023

Contact information

Schroder Investment Management (Europe) S.A.
5, rue Höhenhof
Sennigerberg
Luxembourg
L-1736
Tel: +352 341 342 202
Fax: +352 341 342 342

For your security, communications may be taped or monitored.

Information relating to changes in fund manager, investment objective, benchmark and corporate action information

Some performance differences between the fund and the benchmark may arise because the fund performance is calculated at a different valuation point from the benchmark.

Benchmarks:

The investment manager invests on a discretionary basis and there are no restrictions on the extent to which the fund's portfolio and performance may deviate from the benchmark. The investment manager will invest in companies or sectors not included in the benchmark in order to take advantage of specific investment opportunities.

Benchmark names in this document may be abbreviated. Please refer to the funds' legal documents for the full benchmark name

Source and ratings information

Schroders' Proprietary tools, including SustainEx, may not cover all of the fund's holdings from time to time, in which case Schroders may use a range of alternative methods to assess the relevant holding. In addition, certain types of assets (such as cash and certain equivalent securities) are treated as neutral and are therefore not considered by our proprietary tools. Other types of assets such as equity indices and index derivatives may not be considered by our proprietary tools and in such case would be excluded from a product's sustainability score.

Impact scores: These are generated using Schroders' proprietary tool SustainEx™. SustainEx™ provides an estimate of the potential "impact" that an issuer may create in terms of net social and environmental "costs" or "benefits" of that issuer. It does this by using certain metrics with respect to that issuer, and quantifying them positively (for example by paying 'fair wages') and negatively (for example the carbon an issuer emits) to produce an aggregate notional measure of the relevant underlying issuer's social and environmental "costs", "externalities" or "impacts". SustainEx™ utilises and is reliant on third party data (including third party estimates) as well as Schroders' own modelling assumptions, and the outcome may differ from other sustainability tools and measures.

Where SustainEx™ relies on data and estimates produced by third parties, Schroders seeks to ensure that such data and estimates are accurate, but Schroders cannot and does not warrant the accuracy, completeness and adequacy of such third party data and estimates. Like any model, SustainEx™ will evolve and develop over time as Schroders continues to assess, refine and add to the metrics and their relative contributions. Generating SustainEx™ scores involves an element of judgment and subjectivity across the different metrics chosen by Schroders, and accordingly Schroders does not accept any liability arising from any inaccuracy or omission in, or the use of or reliance on, SustainEx™ scores. As the model evolves, changes made to how metrics are applied may result in changes to the SustainEx™ score of any issuer and ultimately the overall fund/portfolio score. At the same time, of course, the issuer's SustainEx performance might improve or deteriorate.

The SustainEx scores show month-end data. Where a fund maintains a higher overall sustainability score than its sustainability benchmark based on the investment manager's rating system, this means that the fund's weighted average score in SustainEx over the previous six month period will be higher than the benchmark's score in SustainEx over the same period, based on month-end data. Where a fund maintains a positive absolute sustainability score based on the investment manager's rating system, this means that the fund's weighted average score in SustainEx over the previous six month period will be higher than zero over the same period based on month-end data and any comparison to its benchmark's score is shown here for information and illustrative purposes only. Where a fund has different sustainability criteria, the fund's weighted average score in SustainEx compared to its benchmark's score is shown here for information and illustrative purposes only.

Aggregated SustainEx metric definitions are: Carbon emissions: Environmental and societal cost of carbon emissions (scope 1,2 and 3). Water consumption: Environmental and societal cost of companies' and countries' freshwater withdrawal. Assigned based on reported water usage. Avoided carbon emissions: Environmental and societal benefits of activities and technologies that enable system-wide reductions in carbon emissions, including companies' products and services and country investments in clean energy. Fair pay: Societal benefits or costs of companies over- or under-paying staff relative to local living wages (for regions in which they operate). Alcohol: Societal cost of alcohol consumption (assigned to alcohol producers). Tobacco: Societal cost of smoking (assigned to tobacco producers). Fossil fuel exposures definitions are: Coal exposure: Measures the weight of the portfolio exposed to companies deriving revenue from the mining of thermal coal (including lignite, bituminous, anthracite and steam coal) and its sale to external parties. It excludes: revenue from metallurgical coal; coal mined for internal power generation (e.g. in the case of vertically integrated power producers); intra-company sales of mined thermal coal; and revenue from coal trading. Tar sands exposure: Measures the weight of the portfolio exposed to companies deriving revenue from oil sands extraction for a set of companies that own oil sands reserves and disclose evidence of deriving revenue from oil sands extraction. This factor does not include revenue from non-extraction activities (e.g. exploration, surveying, processing, refining); ownership of oil sands reserves with no associated extraction revenues; revenue from intra-company sales.

MSCI ESG Research rating: Produced by MSCI ESG Research as of the "reporting date". MSCI ESG Research LLC's ("MSCI ESG") Fund Metrics and Ratings (the "Information") provide environmental, social and governance data with respect to underlying securities within more than 31,000 multi-asset class mutual funds and ETFs globally. MSCI ESG is a registered investment adviser under the U.S. Investment Advisers Act of 1940. MSCI ESG materials have not been submitted to, nor received approval from, the U.S. Securities and Exchange Commission or any other regulatory body. None of the Information constitutes an offer to buy or sell, or a promotion or recommendation of, any security, financial instrument or product or trading strategy, nor should it be taken as an indication or guarantee of any future performance, analysis, forecast or prediction. The Information should not be used to determine which securities to buy or sell or when to buy or sell them. The Information is provided "as is" and the user of the Information assumes the entire risk of any use it may make or permit to be made of the Information.

Morningstar Sustainability Rating: The Sustainability Rating is stated as of "reporting date". Sustainability provides company-level analysis used in the calculation of Morningstar's Sustainability Rating [Historical Sustainability Score]. © 2023 Morningstar. All rights reserved. The rating of the fund: (1) is proprietary to Morningstar and/or its content providers; (2) may not be copied or distributed; and (3) is not warranted to be accurate, complete or timely. Neither Morningstar nor its content providers are responsible for any damages or losses arising from any use of the rating. Past performance is no guarantee of future results.

Source of all performance data, unless otherwise stated: Morningstar, bid to bid, net income reinvested, net of fees.

Important information

Costs

Certain costs associated with your investment in the fund may be incurred in a different currency to that of your investment. These costs may increase or decrease as a result of currency and exchange rate fluctuations.

If a performance fee is applicable to this fund, details of the performance fee model and its computation methodology can be found in the fund's prospectus. This includes a description of the performance fee calculation methodology, the dates on which the performance fee is paid and details of how the performance fee is calculated in relation to the fund's performance fee benchmark, which may differ from the benchmark in the fund's investment objective or investment policy.

For further information regarding the costs and charges associated with your investment, please consult the funds' offering documents and annual report.

General

This document does not constitute an offer to anyone, or a solicitation by anyone, to subscribe for shares of Schroders International Selection Fund (the "Company"). Nothing in this document should be construed as advice and is therefore not a recommendation to buy or sell shares. The Company is registered in the Administrative Register of Foreign Collective Investment Institutions marketed in Spain of the National Securities Market Commission (CNMV), with the number 135. Its depository is J.P. Morgan SE and its management company is Schroders Investment Management (Europe) S.A.. The Company is a UCITS registered in Luxembourg. Subscriptions for shares of the Company can only be made on the basis of its latest prospectus and the Key Information Document together with the latest audited annual report (and subsequent unaudited semi-annual report, if published), copies of which can be obtained, free of charge, from the Spanish representative, Schroders Investment Management Limited Sucursal en España, from the CNMV, as well as from the Spanish distributors. The Company is a Luxembourg-registered UCITS. An investment in the Company entails risks, which are fully described in the prospectus. As the Company invests in international markets, the exchange rate variation can cause a decrease or increase in value. Schroders has expressed its own views and opinions in this document and these may change. This document is issued by Schroders Investment Management (Europe) S.A., 5, rue Höhenhof, L-1736 Senningerberg, Luxembourg. Registered No. B 37.799. The fund has environmental and/or social characteristics within the meaning of Article 8 of Regulation (EU) 2019/2088 on Sustainability-related Disclosures in the Financial Services Sector (the "SFDR"). For information on sustainability-related aspects of this fund please go to www.Schroders.com

Schroders will be a data controller in respect of your personal data. For information on how Schroders might process your personal data, please view our Privacy Policy available at www.Schroders.com/en/privacy-policy or on request should you not have access to this webpage. Third party data is owned or licensed by the data provider and may not be reproduced or extracted and used for any other purpose without the data provider's consent. Third party data is provided without any warranties of any kind. The data provider and issuer of the document shall have no liability in connection with the third party data. The Prospectus and/or www.Schroders.com contains additional disclaimers which apply to the third party data.

The timing of the data shown on this page and the frequency of report updates such as the KID/KIID may differ. The data is correct on the publication date shown on all material. Please contact the Fund Manager for further explanation.