

BLACKROCK INDEX SELECTION FUND

iShares Developed World Index Fund (IE) Class D

Hedged EUR

SEPTEMBER 2023 FACTSHEET

Performance, Portfolio Breakdowns and Net Asset information as at: 30-Sep-2023. All other data as at: 20-Oct-2023.

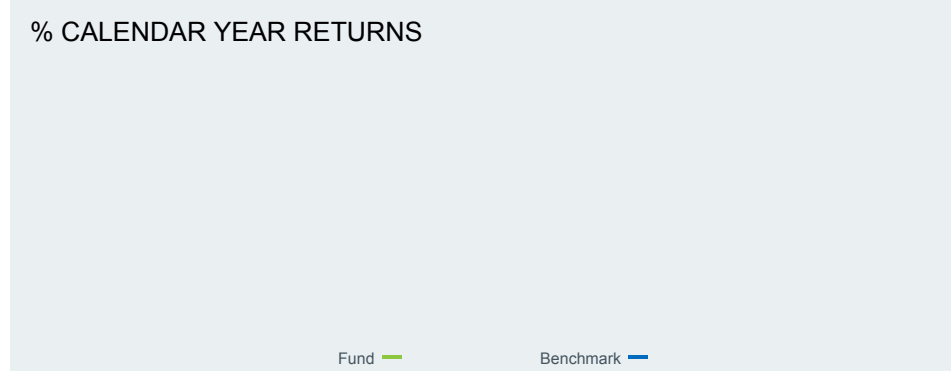
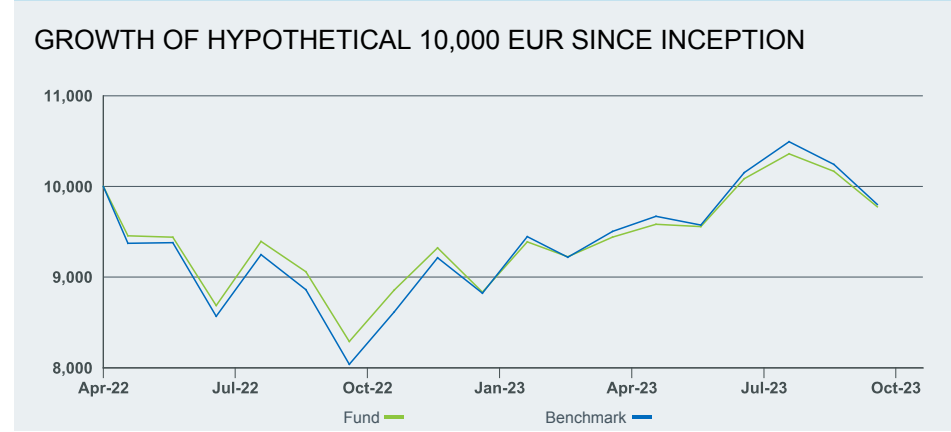
This document is marketing material. Investors should read the KIID/PRIIPs document and prospectus prior to investing, and should refer to the prospectus for the funds full list of risks. For Professional Clients and Qualified Investors.



CAPITAL AT RISK: The value of investments and the income from them can fall as well as rise and are not guaranteed. Investors may not get back the amount originally invested.

FUND OVERVIEW

The Sub-Fund seeks to provide a total return, taking into account both capital and income returns, which reflects the total return of the developed world equity markets.



KEY RISKS: The value of equities and equity-related securities can be affected by daily stock market movements. Other influential factors include political, economic news, company earnings and significant corporate events.

(Continued on page 2)

| KEY FACTS | |
|----------------------------|--|
| Asset Class | Equity (EQ) |
| Morningstar Category | - |
| Fund Launch Date | 15-Apr-2010 |
| Unit Class Launch Date | 13-Apr-2022 |
| Fund Base Currency | USD |
| Share Class Currency | EUR |
| Fund Size (AUM) | 15,718.86 USD |
| Benchmark | MSCI World Net TR Index |
| Domicile | Ireland |
| Fund Type | UCITS |
| ISIN | IE00M0KK797 |
| Bloomberg Ticker | - |
| Distribution Type | - |
| Minimum Initial Investment | 100,000 * |
| Management Company | BlackRock Asset Management Ireland Limited |

* or currency equivalent

| TOP HOLDINGS (%) | |
|----------------------------|-------|
| APPLE INC | 4.94 |
| MICROSOFT CORP | 4.09 |
| AMAZON COM INC | 2.15 |
| NVIDIA CORP | 1.97 |
| ALPHABET INC CLASS A | 1.43 |
| TESLA INC | 1.31 |
| ALPHABET INC CLASS C | 1.27 |
| META PLATFORMS INC CLASS A | 1.22 |
| EXXON MOBIL CORP | 0.87 |
| UNITEDHEALTH GROUP INC | 0.86 |
| Total of Portfolio | 20.11 |

Holdings subject to change

Key Risks Continued: Derivatives are highly sensitive to changes in the value of the asset on which they are based and can increase the size of losses and gains, resulting in greater fluctuations in the value of the Fund. The impact to the Fund can be greater where derivatives are used in an extensive or complex way.

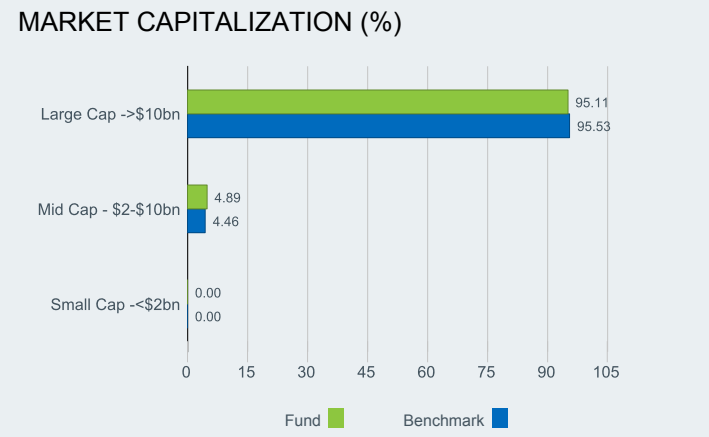
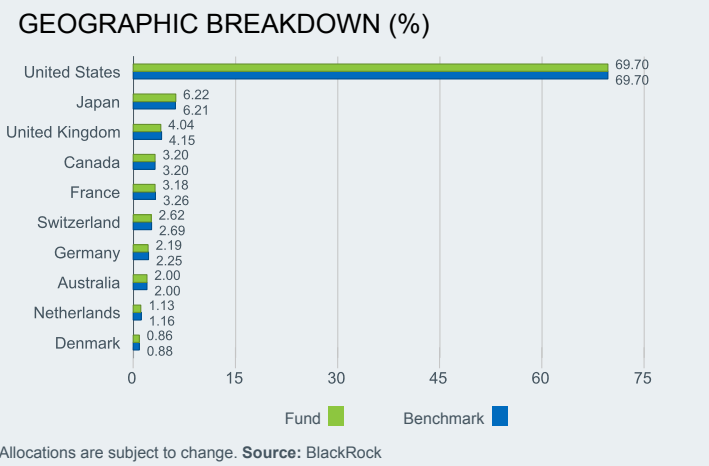
| SECTOR BREAKDOWN (%) | | | |
|------------------------|-------|-----------|-------|
| | Fund | Benchmark | +/- |
| Information Technology | 21.69 | 21.72 | -0.03 |
| Financials | 14.89 | 14.98 | -0.09 |
| Health Care | 12.77 | 12.80 | -0.03 |
| Consumer Discretionary | 10.83 | 10.88 | -0.04 |
| Industrials | 10.74 | 10.81 | -0.07 |
| Communication | 7.31 | 7.32 | -0.01 |
| Consumer Staples | 7.14 | 7.20 | -0.06 |
| Energy | 5.18 | 5.21 | -0.03 |
| Materials | 4.05 | 4.09 | -0.04 |
| Utilities | 2.59 | 2.62 | -0.03 |
| Real Estate | 2.33 | 2.33 | -0.01 |
| Other | 0.47 | 0.04 | 0.43 |

¹Allocations are subject to change. **Source:** BlackRock

| PORTFOLIO CHARACTERISTICS | |
|---|-------------|
| Weighted Average Market Capitalization (millions) | 442,972 USD |
| Price to Book Ratio | 2.88x |
| Price to Earnings (TTM) Ratio | 18.61x |

| FEES AND CHARGES | |
|--------------------|-------|
| Max Initial Charge | 0.00% |
| Max Exit Fee | |
| Ongoing Charge | 0.14% |
| Performance Fee | 0.00% |

| DEALING INFORMATION | |
|---------------------|------------------------------|
| Settlement | Trade Date + 3 days |
| Dealing Frequency | Daily, forward pricing basis |



SUSTAINABILITY CHARACTERISTICS

Sustainability Characteristics can help investors integrate non-financial, sustainability considerations into their investment process. These metrics enable investors to evaluate funds based on their environmental, social, and governance (ESG) risks and opportunities. This analysis can provide insight into the effective management and long-term financial prospects of a fund.

The metrics below have been provided for transparency and informational purposes only. The existence of an ESG rating is not indicative of how or whether ESG factors will be integrated into a fund. The metrics are based on MSCI ESG Fund Ratings and, unless otherwise stated in fund documentation and included within a fund's investment objective, do not change a fund's investment objective or constrain the fund's investable universe, and there is no indication that an ESG or Impact focused investment strategy or exclusionary screens will be adopted by a fund. For more information regarding a fund's investment strategy, please see the fund's prospectus.

| | | | |
|---|---------------|---|--------|
| MSCI ESG Fund Rating (AAA-CCC) | A | MSCI ESG Quality Score (0-10) | 6.93 |
| MSCI ESG Quality Score - Peer Percentile | 39.01% | MSCI ESG % Coverage | 99.67% |
| Fund Lipper Global Classification | Equity Global | MSCI Weighted Average Carbon Intensity (Tons CO2E/\$M SALES) | 114.52 |
| Funds in Peer Group | 5,421 | | |

All data is from MSCI ESG Fund Ratings as of **21 Sep 2023**, based on holdings as of **31 May 2023**. As such, the fund's sustainable characteristics may differ from MSCI ESG Fund Ratings from time to time.

To be included in MSCI ESG Fund Ratings, 65% (or 50% for bond funds and money market funds) of the fund's gross weight must come from securities with ESG coverage by MSCI ESG Research (certain cash positions and other asset types deemed not relevant for ESG analysis by MSCI are removed prior to calculating a fund's gross weight; the absolute values of short positions are included but treated as uncovered), the fund's holdings date must be less than one year old, and the fund must have at least ten securities.

ESG GLOSSARY:

MSCI ESG Fund Rating (AAA-CCC): The MSCI ESG Rating is calculated as a direct mapping of ESG Quality Scores to letter rating categories (e.g. AAA = 8.6-10). The ESG Ratings range from leader (AAA, AA), average (A, BBB, BB) to laggard (B, CCC).

MSCI ESG Quality Score - Peer Percentile: The fund's ESG Percentile compared to its Lipper peer group.

Fund Lipper Global Classification: The fund peer group as defined by the Lipper Global Classification.

Funds in Peer Group: The number of funds from the relevant Lipper Global Classification peer group that are also in ESG coverage.

MSCI ESG Quality Score (0-10): The MSCI ESG Quality Score (0 - 10) for funds is calculated using the weighted average of the ESG scores of fund holdings. MSCI rates underlying holdings according to their exposure to industry specific ESG risks and their ability to manage those risks relative to peers.

MSCI ESG % Coverage: Percentage of the fund's holdings for which the MSCI ESG ratings data is available. The MSCI ESG Fund Rating, MSCI ESG Quality Score and MSCI ESG Quality Score - Peer Percentile metrics are displayed for funds with at least 65% coverage (or 50% for bond funds and money market funds).

MSCI Weighted Average Carbon Intensity (Tons CO2E/\$M SALES): Measures a fund's exposure to carbon intensive companies. This figure represents the estimated greenhouse gas emissions per \$1 million in sales across the fund's holdings. This allows for comparisons between funds of different sizes.

MSCI Weighted Average Carbon Intensity % Coverage: Percentage of the fund's holdings for which MSCI Carbon Intensity data is available. The MSCI Weighted Average Carbon Intensity metric is displayed for funds with any coverage. Funds with low coverage may not fully represent the fund's carbon characteristics given the lack of coverage.

IMPORTANT INFORMATION:

Certain information contained herein (the "Information") has been provided by MSCI ESG Research LLC, a RIA under the Investment Advisers Act of 1940, and may include data from its affiliates (including MSCI Inc. and its subsidiaries ("MSCI")), or third party suppliers (each an "Information Provider"), and it may not be reproduced or disseminated in whole or in part without prior written permission. The Information has not been submitted to, nor received approval from, the US SEC or any other regulatory body. The Information may not be used to create any derivative works, or in connection with, nor does it constitute, an offer to buy or sell, or a promotion or recommendation of, any security, financial instrument or product or trading strategy, nor should it be taken as an indication or guarantee of any future performance, analysis, forecast or prediction. Some funds may be based on or linked to MSCI indexes, and MSCI may be compensated based on the fund's assets under management or other measures. MSCI has established an information barrier between equity index research and certain Information. None of the Information in and of itself can be used to determine which securities to buy or sell or when to buy or sell them. The Information is provided "as is" and the user of the Information assumes the entire risk of any use it may make or permit to be made of the Information. Neither MSCI ESG Research nor any Information Party makes any representations or express or implied warranties (which are expressly disclaimed), nor shall they incur liability for any errors or omissions in the Information, or for any damages related thereto. The foregoing shall not exclude or limit any liability that may not by applicable law be excluded or limited.

GLOSSARY

Market Capitalization: is the total value of the shares issued by a company which trades on the stock exchange.

Ongoing Charge: is a figure representing all annual charges and other payments taken from the fund.

Quartile Rank: categorizes a fund into four equal bands based on their performance over a specified period within the relevant Morningstar's sector. The top or first quartile contains the top 25% of funds, through to the bottom or 4th quartile which contains the bottom 25% of funds.



www.blackrock.com

IMPORTANT INFORMATION:

This fund is a sub fund of the BlackRock Index Selection Fund (the Fund). The Fund is organised under the laws of Ireland and authorised by the Central Bank of Ireland as UCITS for the purposes of the UCITS Regulations. Investment in the sub-fund(s) is only open to 'Qualified Holders', as defined in the relevant Fund Prospectus. Most of the protections provided by the UK regulatory system, and the compensation under the Financial Services Compensation Scheme, will not be available. Subscriptions in ISF are valid only if made on the basis of the current Prospectus, the most recent financial reports and the Key Investor Information Document, which are available on our website. Prospectuses, Key Investor Information Documents and application forms may not be available to investors in certain jurisdictions where the Fund in question has not been authorised.

Issued by BlackRock Investment Management (UK) Limited, authorised and regulated by the Financial Conduct Authority. Registered office: 12 Throgmorton Avenue, London, EC2N 2DL. Tel: 020 7743 3000. Registered in England No. 2020394. For your protection telephone calls are usually recorded. BlackRock is a trading name of BlackRock Investment Management (UK) Limited.

© 2023 BlackRock, Inc. All Rights reserved. BLACKROCK, BLACKROCK SOLUTIONS, iSHARES, BUILD ON BLACKROCK, SO WHAT DO I DO WITH MY MONEY and the stylized i logo are registered and unregistered trademarks of BlackRock, Inc. or its subsidiaries in the United States and elsewhere. All other trademarks are those of their respective owners.
