



Invesco Global Equity Income Advantage Fund

A-Acc Shares

31 March 2024

This marketing communication is for Professional investors in Continental European countries as defined in the important information section. Investors should read the legal documents prior to investing. This document may also be used by financial intermediaries in the United States as defined in the important information section.

Summary of fund objective

The Fund's investment objective is to generate income and long-term capital growth. The Fund seeks to achieve its investment objective by investing primarily in a diversified portfolio of global equity securities and equity-linked notes (ELNs) designed to generate high income while providing downside protection as well as equity market upside participation. For the full objectives and investment policy please consult the current prospectus.

Key facts



Fund managed by The Global Asset Allocation Team¹

Share class launch

05 July 2022

Original fund launch

05 July 2022

Legal status

Luxembourg SICAV with UCITS status

Share class currency

USD

Share class type

Accumulation

Fund size

USD 55.13 mn

Reference Benchmark

MSCI AC World Index (Net Total Return)

Bloomberg code

INEIAAU LX

ISIN code

LU2471134523

Settlement date

Trade Date + 3 Days

Risk Indicator ²

Lower risk

Higher risk

1	2	3	4	5	6	7
---	---	---	---	---	---	---

Investment risks

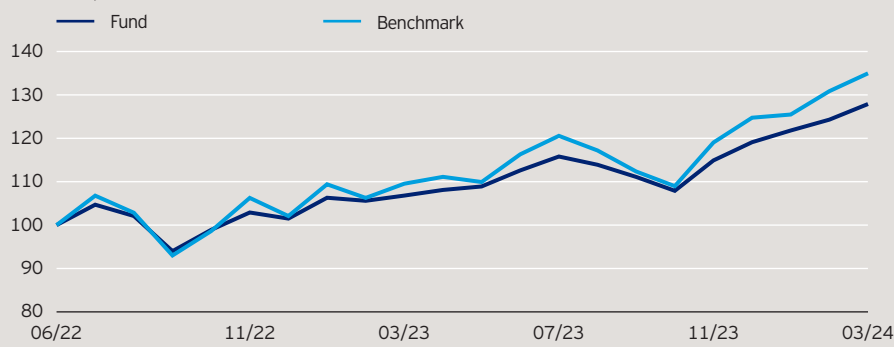
For complete information on risks, refer to the legal documents. The value of investments and any income will fluctuate (this may partly be the result of exchange rate fluctuations) and investors may not get back the full amount invested. The Fund may distribute out of gross income and/or directly from capital, therefore this will result in a reduction of the capital and will constrain future capital growth. The insolvency of any institutions acting as counterparty to equity linked notes or derivatives may expose the fund to financial loss.

Fund Strategy

The fund manager seeks to provide high income, downside risk mitigation, and growth from diversified exposure to the global equity market. The strategy seeks to achieve these objectives by investing in a combination of two sub-portfolios: 1) a broadly diversified portfolio of global stocks; where the value of these stocks can go down as well as up and 2) a portfolio of fully funded equity index-linked notes (ELNs), specifically designed to provide high income and defensive exposure to the broad global equity markets. The ELNs provide partial protection to the overall value of the fund but do not guarantee that the value of the fund cannot decrease.

Past performance does not predict future returns. Each period starts at the end of the indicated month. The first indicated month may not represent a full month and may start only on the launch/restructuring date indicated in the headline.

Indexed performance 5 July 2022 - 31 March 2024*



Cumulative performance*

in %	YTD	YTQ	1 month	1 year	3 years	Since inception
Fund	7.39	7.39	2.90	19.76	-	27.90
Benchmark	8.20	8.20	3.14	23.22	-	34.97

Calendar year performance*

in %	2019	2020	2021	2022	2023
Fund	-	-	-	-	17.34
Benchmark	-	-	-	-	22.20

Standardised rolling 12 month performance*

in %	03.14	03.15	03.16	03.17	03.18	03.19	03.20	03.21	03.22	03.23	03.24
Fund	-	-	-	-	-	-	-	-	0.00	19.76	
Benchmark	-	-	-	-	-	-	-	-	0.00	23.22	

The performance data shown does not take account of the commissions and costs incurred on the issue and redemption of units. Returns may increase or decrease as a result of currency fluctuations. The investment concerns the acquisition of units in an actively managed fund and not in a given underlying asset.

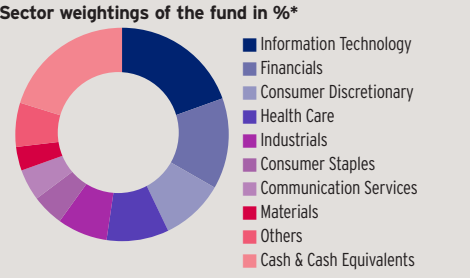
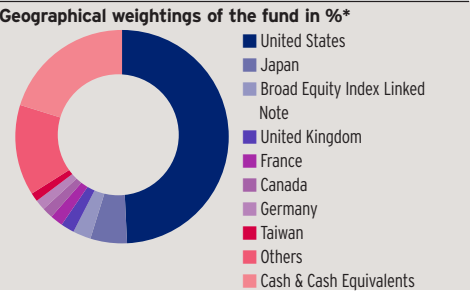
*Source: © 2024 Morningstar. Indexed performance: Performance of an investment of 100 in share class currency. Gross income re-invested to 31 March 2024 unless otherwise stated. All performance data on this factsheet is in the currency of the share class. Reference Benchmark Source: RIMES. The benchmark index is shown for performance comparison purposes only. The Fund does not track the index.

Invesco Global Equity Income Advantage Fund

A-Acc Shares

31 March 2024

Top 10 holdings*			(total holdings: 644)
Holding	Sector		%
Microsoft	Information Technology		3.8
Apple	Information Technology		2.9
Nvidia	Information Technology		2.9
Alphabet 'A'	Communication Services		2.1
Amazon	Consumer Discretionary		2.0
JPMorgan Chase	Financials		1.3
Broadcom	Information Technology		1.0
Taiwan Semiconductor Manufacturing ADR	Information Technology		0.6
Comcast 'A'	Communication Services		0.6
Booking	Consumer Discretionary		0.6



Geographical weightings*		Sector weightings*	
	in %		in %
United States	49.3	Information Technology	19.5
Japan	5.5	Financials	13.8
Broad Equity Index Linked Note	2.7	Consumer Discretionary	9.6
United Kingdom	2.1	Health Care	9.4
France	1.9	Industrials	7.6
Canada	1.6	Consumer Staples	4.8
Germany	1.6	Communication Services	4.8
Taiwan	1.3	Materials	3.6
Others	13.8	Others	6.7
Cash & Cash Equivalents	20.2	Cash & Cash Equivalents	20.2

Financial characteristics*	
Average weighted market capitalisation	USD 518.20 bn
Median market capitalisation	USD 37.26 bn

NAV and fees	
Current NAV	USD 12.79
12 month price high	USD 12.79 (21/03/2024)
12 month price low	USD 10.71 (06/04/2023)
Minimum investment ³	USD 1,500
Entry charge	Up to 5.00%
Annual management fee	1.25%
Ongoing charges ⁴	1.59%

Yield %*	
Gross Running Yield	8.80

Source: *Invesco. Top 10 reflects equity holdings only. "Broad Equity Index Linked Note" represents the combined exposure to US, Developed, and Emerging market equity index-linked notes, which are weighted by market cap to construct a global portfolio. Cash is held as a downside buffer alongside US, Developed, and Emerging market equity index option exposure within equity linked notes to enhance the liquidity and defensiveness of the portfolio. Costs may increase or decrease as result of currency and exchange rate fluctuations. Consult the legal documents for further information on costs. Portfolio weightings and allocations are subject to change. The weightings for each breakdown are rounded to the nearest tenth or hundredth of a percent; therefore, the aggregate weights for each breakdown may not equal 100%. A discretionary cap on multiple components of the total costs is maintained. This discretionary cap may positively impact the performance of the Share Class.

-2/4-

Invesco Global Equity Income Advantage Fund

A-Acc Shares

31 March 2024

Important Information

¹The Invesco Global Asset Allocation Team comprises CIO Scott Wolle*, Portfolio Managers Mark Ahnrud, Chris Devine, Scott Hixon, Christian Ulrich and John Burrello.*Shown in picture.

²The Risk Indicator is subject to change and is correct based on the data available at the time of publication.

³The minimum investment amounts are: USD 1,500 / EUR 1,000 / GBP 1,000 / CHF 1,500 / SEK 10,000. Please contact us or refer to the most up to date Prospectus for details of minimum investment amounts in other currencies.

⁴The Ongoing Charges figure includes the annual management fee and other administrative or operating costs. It is a percentage of the value of your investment per year. This is an estimate based on actual costs over the last year. It excludes portfolio transaction costs except in the case of an entry or exit charge paid by the Fund when buying or selling shares/units in another fund.

This marketing communication is exclusively for use by Professional investors in Continental Europe. This communication may also be used by financial intermediaries in the United States as defined below. It is not intended for and should not be distributed to the public. For the purpose of the distribution of this document, Continental Europe is defined as Austria, Belgium, Switzerland, Germany, Denmark, Spain, Finland, France, Italy, Luxembourg, Netherlands, Norway, Sweden. By accepting this material, you consent to communicate with us in English, unless you inform us otherwise. Data as at 31 March 2024, unless otherwise stated.

This is marketing material and not financial advice. It is not intended as a recommendation to buy or sell any particular asset class, security or strategy. Regulatory requirements that require impartiality of investment/investment strategy recommendations are therefore not applicable nor are any prohibitions to trade before publication. Views and opinions are based on current market conditions and are subject to change. The Historic Yield reflects distributions declared over the past twelve months as a percentage of the mid-market price of the fund, as at the date shown. Investors may be subject to tax on their distributions. For information on our funds and the relevant risks, refer to the Key Information Documents/Key Investor Information Documents (local languages) and Prospectus (English, French, German, Spanish, Italian), and the financial reports, available from www.invesco.eu. A summary of investor rights is available in English from www.invescomanagementcompany.lu. The management company may terminate marketing arrangements. Not all share classes of this fund may be available for public sale in all jurisdictions and not all share classes are the same nor do they necessarily suit every investor. Whilst the fund manager considers ESG aspects they are not bound by any specific ESG criteria and have the flexibility to invest across the ESG spectrum from best to worst in class.

© 2024 Morningstar. All rights reserved. The information contained herein: (1) is proprietary to Morningstar and/or its content providers; (2) may not be copied or distributed; and (3) is not warranted to be accurate, complete or timely. Neither Morningstar nor its content providers are responsible for any damages or losses arising from any use of this information.

Issued by Invesco Management S.A., President Building, 37A Avenue JF Kennedy, L-1855 Luxembourg, regulated by the Commission de Surveillance du Secteur Financier, Luxembourg. **Switzerland:** Issued in Switzerland by Invesco Asset Management (Schweiz) AG, who act as representative for the funds distributed in Switzerland. Paying agent in Switzerland: BNP PARIBAS, Paris, Zurich Branch, Selnaustrasse 16 8002 Zürich. The Prospectus, Key Information Document, and financial reports may be obtained free of charge from the Representative. The funds are domiciled in Luxembourg.

Additional information for financial intermediaries in the United States: This document is intended for distribution to US financial intermediaries for informational purposes and in relation to their activities with offshore clients only. The Funds are not registered under any US securities law, and may not be offered or sold directly or indirectly in the US, its territories or possessions, nor to any US persons, citizens or residents. The Fund must not be marketed on US soil. Issued in the US by Invesco Distributors, Inc., 11 Greenway Plaza, Suite 1000, Houston, Texas 77046, USA. Invesco Distributors, Inc. is the appointed US sub-distributor of the Invesco Funds SICAV. All entities are indirect, wholly owned subsidiaries of Invesco Ltd.

Invesco Global Equity Income Advantage Fund

A-Acc Shares

31 March 2024

SFDR (Sustainable Finance Disclosure Regulation)

The Fund complies with Article 8 with respect to the EU's Sustainable Finance Disclosure Regulation*. As such, the fund promotes, among other characteristics, environmental or social characteristics or a combination of those characteristics. In addition, the companies in which the fund invests follow good governance practices. *Regulation (EU) 2019/2088 on sustainability - related disclosures in the financial services sector.

Exclusion Framework

The Fund embeds an exclusionary framework to specific activities based on UN Global Compact, severe governmental sanctions, revenue thresholds for certain activities linked to environmental and/or social criteria, as well as ensuring that companies follow good governance practices. The list of activities and their thresholds are listed below. For further details on the exclusion framework and characteristics applied by the fund please refer to the website of the manager <https://www.invescomanagementcompany.lu>:

UN Global Compact	- Non-Compliant
Coal	- Thermal Coal extraction: $\geq 5\%$ of revenue - Thermal Coal Power Generation: $\geq 5\%$ of revenue - Thermal Coal Power Generation Capacity: $\geq 5\%$ of capacity
Unconventional oil and gas	- $\geq 0\%$ of revenue/capacity on each of the following: Arctic oil and gas extraction (revenue) Oil sands extraction (revenue & capacity) Shale energy extraction (revenue)
Oil and Gas	- Oil and gas production: $\geq 5\%$ of revenue - Oil and gas supporting products and services: $\geq 5\%$ of revenue - Oil and gas generation: $\geq 5\%$ of revenue
Military	- Military contracting weapons: $\geq 5\%$ of revenue - Military contracting weapons related products and services: $\geq 5\%$ of revenue - Military contracting non weapon related products and services: $\geq 5\%$ of revenue
Controversial weapons	- 0% of revenue
Tobacco	- Tobacco products production: $\geq 5\%$ of revenue - Tobacco related products and services: $\geq 5\%$ of revenue - Tobacco products retail: $\geq 5\%$ of revenue
Controversies	- In the field of labour relations - In the field of social supply chain - In the field of forced child labour - In the field of biodiversity - In the field of preventing and managing pollution - In the field of community involvement - In the field of human rights - Corruption related
Country/Sector exclusions	- Bottom 15% by region and sector are excluded based on MSCI ESG score

*At Invesco we continuously monitor any applicable sanctions, including those imposed by the UN/US/EU and UK. These sanctions may preclude investments in the securities of various governments/regimes/entities and as such will be included in our compliance guidelines and workflows (designed to ensure compliance with such sanctions). The wording of international sanctions is something that we pay particular attention to as there are occasions where sanctions can exist in limited form, for example allowing investments in the secondary market. In addition to sanctions targeting entire countries, there are other thematic regimes, which may focus for example on human rights, cyber attacks, terrorist financing and corruption, which may apply to both individuals and/or entities/corporations.

Any investment decision should take into account all the characteristics of the fund as described in the legal documents. For sustainability related aspects, please refer to: <https://www.invescomanagementcompany.lu/lux-manco/literature>.

Invesco's Commitment to ESG

Invesco has an investment-led ESG approach. We provide a comprehensive range of ESG-focused capabilities that enable clients to express their values through investing. We also integrate financially material ESG considerations across our investment platform, taking into account critical factors that help us deliver strong outcomes to clients.