

Capital Group Multi-Sector Income Fund (LUX)

Fund information

Fund launch date: 29 November 2022

Share class launch date: 29 November 2022

Objective:

The fund seeks to provide a high level of current income. Its secondary investment objective is capital appreciation. The fund invests generally in corporate high yield bonds, corporate investment grade bonds, emerging market bonds and mortgage and asset backed securities; the proportion held within each of these sectors will vary over time. The fund may opportunistically invest in other sectors, including US government debt, municipal debt and non-corporate credit, in response to market conditions. The fund also aims to manage a carbon footprint that is generally at least 30% lower than the index, and evaluates and applies ESG and norms-based screening to implement a negative screening policy relating to investments in corporate and sovereign issuers.

Fund size: CHF 388 million

Base currency: USD

Fund type: UCITS

ISIN: LU2530432538

About Capital Group

Established in 1931 and employee owned, Capital Group is one of the largest, oldest and most stable investment managers in the world.

The Capital System™

Our distinctive, active investment approach, harnesses high conviction investing from multiple investment professionals working independently alongside each other with the overall aim of producing smoother returns that align with the long-term objectives of our investors.

Portfolio managers

	Based in	CG (years)*	Industry (years)*
K.Spence	London	28	28
S.Ward	Los Angeles	7	31
S.Sykes	New York	18	23
D.McCann	Los Angeles	24	24
X.Goss	Los Angeles	3	20

*Data as at 31 December 2023

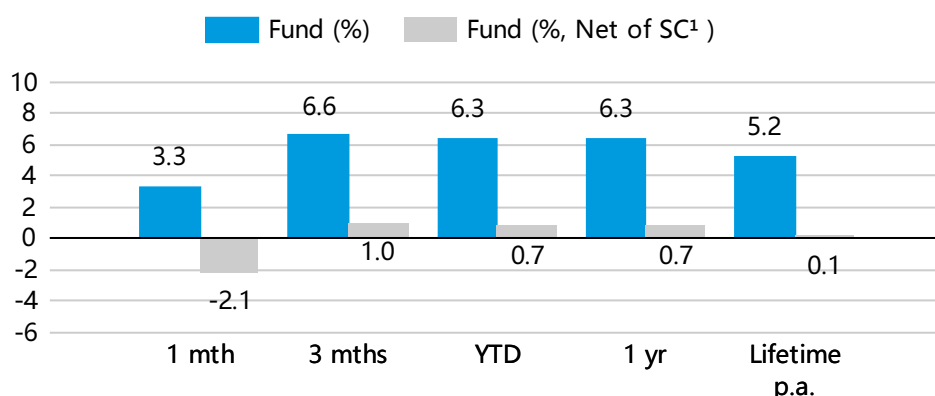
Fund results in CHF in calendar year periods (Zh-CHF share class) (%)

2023

Fund	6.3
-------------	------------

Supplementary information

Fund results



Past results are not a guarantee of future results. Results shown are for the specified share class. Results may differ for other share classes, such as currency-hedged or dividend-paying share classes.

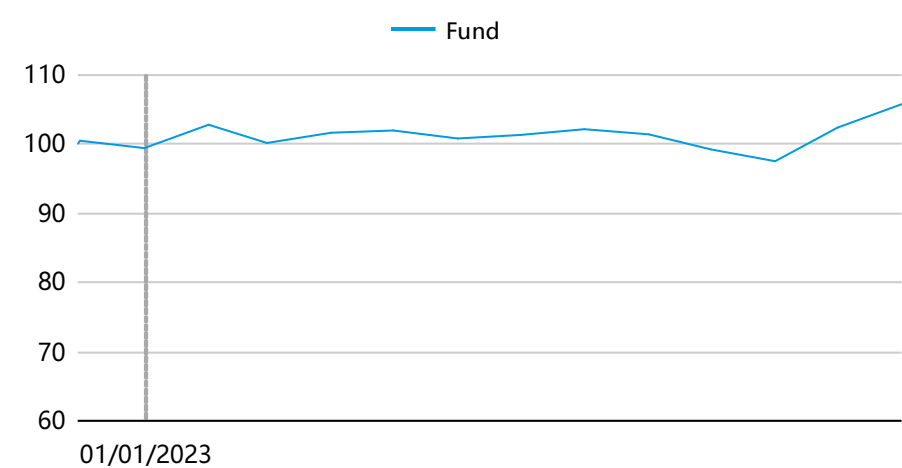
Some funds may invest in financial derivative instruments for investment purposes, hedging and/or efficient portfolio management.

Fund results are shown at the share class level after fees and expenses and are calculated as the increase or decrease in net asset value of the share class over the relevant period. Results based on month-end NAV and on the assumption that any distributions are reinvested. See glossary for details.

1. Net of the maximum subscription charge of 5.25%

Capital Group Multi-Sector Income Fund (LUX)

The value of a hypothetical 100 CHF investment



Past results are not a guarantee of future results.

Fund results are shown at the share class level after fees and expenses and are calculated as the increase or decrease in net asset value of the share class over the relevant period. Results based on month-end NAV and on the assumption that any distributions are reinvested. See glossary for details. Performance is shown for the past 5 years or since inception for share class launched within the period. Please refer to page 1 for more information on indices, where applicable.

Reference information

Number of issuers	431
Fiscal year end	31 December
Dealing frequency	Daily
Domicile	Luxembourg
Investment adviser	Capital Research and Management Company
Average credit rating	BBB
Fund income yield	7.0%

	Fund
Yield to worst (%)	6.6
Effective duration (years)	4.7
See glossary for more.	

Capital Group Multi-Sector Income Fund (LUX)

Top 10 holdings	Rating	Yield to worst	% Fund
United States Government	AAA	3.9	2.5
Teva	BB	6.3	1.2
Avis Budget Rental Car Funding	A	5.9	1.1
Aesop_23-7			
Lad Auto Receivables Trust 2023-4	BBB	6.7	1.1
Amgen	BBB	5.1	1.1
Wells Fargo	A	5.3	1.0
Morgan Stanley	A	5.2	1.0
Structured Agency Credit Risk	BBB	8.3	0.9
Stacr_22-dna6			
Ford Motor Credit Company	BBB	5.8	0.9
Pacific Gas And Electric Company	BBB	5.7	0.8
Total			11.5

Rating refers to the higher of S&P, Moody's and Fitch for the highest weighted issue.

Country breakdown (%)

	Fund
United States	76.2
Canada	1.8
Mexico	1.5
United Kingdom	1.5
Brazil	1.2
Other	12.5
Cash and equivalents	5.3
Total	100.0

Asset type breakdown (%)

	Fund
Emerging Markets	10.5
Govt. & agency (Hard Ccy)	6.9
Corporates (Hard Currency)	3.6
United States	59.6
Non U.S.	8.0
Asset Backed	8.2
Mortgage Backed	7.9
Municipal	0.4
Other assets	0.1
Unclassified	-
Cash and equivalents	5.3
Total	100.0

Rating breakdown (%)

	Fund
Other	3.0
Cash & Equivalent	5.3
Corporate Not Rated	-
Emerging Markets	10.5
High Yield	32.3
BB	18.5
B	11.8
CCC & below	2.0
Investment Grade Corporates	32.5
AAA, BBB	17.1
Securitized	16.4
Total	100.0

Capital Group Multi-Sector Income Fund (LUX)

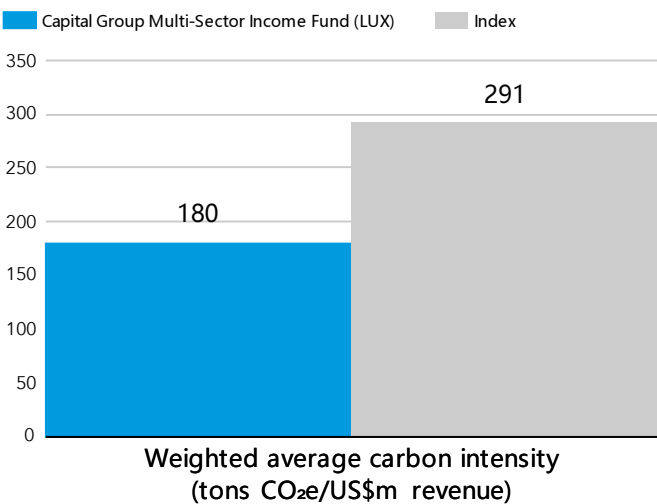
ESG and norms-based screens

The fund excludes investment in the following:

Norms-based	<ul style="list-style-type: none">Companies that violate UN Global Compact principles
Weapons	<ul style="list-style-type: none">Companies with any ties to controversial weapons¹Companies that generate any revenue from the production of nuclear weaponsCompanies with >10% revenue from weapons systems, components and support systems and services
Tobacco	<ul style="list-style-type: none">Companies with >5% revenue from the production of tobacco
Fossil fuels	<ul style="list-style-type: none">Companies with >10% revenue from the production and / or distribution of thermal coalCompanies with >10% revenue from the extraction of oil sandsCompanies with >10% revenue from the production of Arctic oil
Various criteria	<ul style="list-style-type: none">Sovereigns that score below Capital Group's ESG Sovereign thresholds

The fund will also maintain a carbon footprint that is generally at least **30% below index level** (for eligible securities)²

Emissions analysis³



The fund is currently 38% lower than the index.

Data coverage

Data coverage for the fund is 64%

Data provider

Capital Group uses data and calculation methodology provided by MSCI. Data may not be available for all portfolio holdings.

For more information:

<https://www.msci.com/notice-and-disclaimer>

Capital Group Multi-Sector Income Fund (LUX) has adopted Sustainable Finance Disclosure Regulation (SFDR) article 8 requirements. The SFDR Classification is related to the European Union's regulation and is not equivalent to approval or recognition as an ESG fund by regulators in Asia Pacific. Sources: Capital Group, MSCI

Norms-based analysis determines whether an issuer complies with the universal principles in the United Nations Global Compact (UNGC).

¹ Companies that have any ties to cluster munitions, landmines, biological/chemical weapons, depleted uranium weapons, blinding laser weapons, incendiary weapons, nuclear weapons and/or non-detectable fragments.

² For securities for which this can be measured, currently defined as corporate bonds. Index refers to 45% Bloomberg US Corporate High Yield 2% Issuer Capped Index, 30% Bloomberg US Corporate Index, 15% JPMorgan EMBI Global Diversified Index, 8% Bloomberg Non-Agency CMBS Ex AAA Index and 2% Bloomberg ABS Ex AAA Index.

³ Carbon footprint calculation is based on Scope 1 and 2 emissions. Scope 1: direct emissions from the company's facilities. Scope 2: indirect emissions linked to the company's energy consumption.

⁴ Carbon dioxide equivalent (CO₂e) is the number of metric tons of CO₂ emissions with the same global warming potential as one metric ton of another greenhouse gas.

Assessing portfolio carbon emissions

- The Weighted Average Carbon Intensity is the metric we use to report the fund's carbon emissions. It helps show the carbon footprint of the portfolio compared to the index, as well as understand the attribution of emission results.
- At this stage, climate impact assessment includes corporates only. Sovereign bonds and cash are not in scope of the assessment.

Metric	Weighted average carbon intensity (tons CO ₂ e/US\$m revenue) ⁴
Description	Measures a portfolio's exposure to carbon-intensive companies
Calculation methodology	Sum product of the portfolio weights and the companies' carbon intensity

Asset class – A group of financial instruments which have similar financial characteristics and behave similarly in the market place. Examples include fixed income, equity and multi-asset.

Base currency – The base currency of a mutual fund refers to the currency in which the net asset value (NAV) of the fund is calculated.

Bloomberg code – Issued by Bloomberg, this is a code that uniquely identifies a specific securities issue.

Composite – A single group of discretionary portfolios that collectively represent a particular investment strategy or objective.

Derivatives – A derivative is a contract between two or more parties whose value is based on an agreed-upon underlying financial asset (like a security) or set of assets (like an index). Common underlying instruments include bonds, commodities, currencies, interest rates, market indexes, and stocks.

Dividend – A sum of money paid regularly by a company to its shareholders out of its profits (or reserves).

Effective duration – Effective duration provides a measure of interest-rate sensitivity. The longer duration is, the more sensitive to shifts in interest rates.

Emerging market – An emerging market economy is the economy of a developing nation that is becoming more engaged with global markets as it grows.

EMD – Emerging market debt (EMD) is a term used to describe bonds issued by countries with developing economies as well as by corporations within those nations.

Equity – Shares of ownership in a company.

Fixed income securities – A debt instrument issued by a government, corporate or other entity.

Fund – A financial vehicle made up of a pool of money collected from many investors to invest in securities such as stocks and bonds.

Fund income yield – Income Yield is total income earned by the fund, net of withholding taxes and before management fees and expenses, divided by average net assets over the past 12 months.

Hedging – A method of reducing unnecessary or unintended risk, in this case particularly as it pertains to currency.

High yield – A high yield bond is one with a lower credit rating than an investment grade bond. High yield bonds typically offer a higher rate of interest because of a greater risk of default.

Index – An index represents a particular market or segment of it, and is a tool used to describe the market and compare returns on specific investments.

International Securities Identification Number (ISIN) Code – A code that uniquely identifies a specific securities issue.

Liquidity – Liquidity describes the degree to which an asset or security can be quickly converted into cash without a significant concession in price.

Net asset value (NAV) – The month-end NAV is an additional, information-only NAV of the fund. It is calculated on the last week-day of the month, using the same methodology as used by indices, to enable investors to carry out comparisons with relevant benchmarks. No dealing activity can be based on such net asset value per share.

Securitised – Financial securities that are created by securitising individual loans (debt).

SEDOL – Stock Exchange Daily Official List

Share class – Each Capital Group fund has different share classes, such as B and Z. Each share class will have different levels of minimum investment, fees and expenses, and returns will differ.

“Acc” are accumulating share classes.

“Inc” are dividend-distributing share classes.

“d” are share classes where the dividend will generally represent all of the net investment income (i.e., investment income net of withholding taxes and expenses) of such Classes. A given Class may not actually pay a dividend in any given accounting period if it has no, or insignificant, net investment income.

“gd” are share classes where the dividend will generally represent a substantial part of the gross investment income (i.e., investment income net of withholding taxes but gross of expenses) of such Classes. A given Class may not actually pay a dividend in any given accounting period if it has no, or insignificant, gross investment income. The payment of dividends out of gross investment income implies that all or part of the fees and expenses are charged to capital (i.e. accumulated capital gains or initial investment).

“fd” are share classes where the dividend will generally be fixed and may exceed the gross investment income (i.e. investment income net of withholding taxes but gross of expenses) of such Classes. The payment of a fixed dividend implies that any payment in excess of the net investment income may include capital gains, as well as partially be paid out of capital.

“fyd” are share classes with a variable dividend based on a fixed percentage of the Net Asset Value per Share. It may exceed the gross investment income (i.e. net of withholding taxes but gross of expenses) of such classes. The payment of dividend in this manner implies that any payment in excess of the net investment income may include capital gains and/or payments out of capital. The fixed percentage applied is intended to achieve a predictable annual dividend yield, which is subject to the Management Company's discretion.

“m” are share classes where dividends will be distributed monthly.

“h” are hedged equivalent share classes. It seeks to limit exposure to currencies other than the currency referred to in the designation of each relevant Class.

Standard deviation – Standard deviation is calculated after fees and is a measure of how much the returns from an investment can vary from its average return.

Total expense ratio (TER) – A measure of the total costs associated with running the fund, including marketing and distribution costs.

Total return – The overall actual rate of return of an investment over a given evaluation period.

Turnover – Turnover is calculated over the last 12 months as the lesser of monthly purchases and sales divided by the average net assets.

UCITS – Undertakings for Collective Investment in Transferable Securities (UCITS) is a regulatory framework that allows for the sale of cross-Europe mutual funds.

Yield – The income returned on an investment, such as the interest or dividends received from holding an asset. The yield is usually expressed as an annual percentage rate based on the cost of investment, current market.

Yield to worst – The lowest possible yield that can be received on a bond that fully operates within the terms of its contract without defaulting.

Capital Group Multi-Sector Income Fund (LUX)

Share class information (further share classes available at capitalgroup.com/asia)

Class	NAV	Management fee p.a.	Dividend yield	Min. investment	Bloomberg	ISIN	SEDOL
Zh-CHF (Acc)	CHF 10.09	0.520%	0.62%	n/a	none	CAPMULD LX	LU2530432538 BMV81P8

Dividend yield is the income return on the share class and is shown for distributing share classes only. It is calculated over the last 12 months as income earned by the fund after withholding taxes, fees and expenses. Distributions are not guaranteed and can fluctuate. Distributions may be paid out of distributable income, capital or both. Past dividend yields and dividend payment do not represent future dividend yields and dividend payments. Any dividend distributed may result in an immediate reduction of the net asset value per share. Actual dividend payout will be subject to the manager's discretion. Additional information on historical dividend payments and composition of dividends is available online at capitalgroup.com/asia.

The charges you pay are used to pay the costs of running the fund, including the costs of marketing and distributing it. These charges reduce the potential growth of your investment. In addition to the Total Expense Ratio (TER), entry charges may apply according to provisions described in the Prospectus. Data is likely to change over time and does not constitute a commitment from the management company. Total Expense Ratio (TER) is calculated over the last 12 months with a one month lag. TER data is therefore as at 30 November 2023. Hedged share classes may be available.

Important information:

This material is issued by Capital International Management Company Sàrl ("CIMC"), unless otherwise stated, which is authorised and regulated by the Luxembourg "CSSF" - Commission de Surveillance du Secteur Financier. CIMC manages the Luxembourg based UCITS fund(s), organized as a SICAV, which is a (are) sub-fund(s) of Capital International Fund.

For Hong Kong: This material is issued by Capital International, Inc. ("CIInc") which is regulated by the Securities & Futures Commission of Hong Kong ("SFC"). CIInc is the appointed Hong Kong Representative of the Fund. The material has not been reviewed by the SFC.

For Singapore: This material is issued by Capital Group Investment Management Pte. Ltd. ("CGIMPL") which is regulated by the Monetary Authority of Singapore ("MAS"). CGIMPL is the appointed Singapore Representative of the Fund, which is constituted outside Singapore and recognised by the MAS under section 287 of the Securities and Futures Act. This advertisement or publication has not been reviewed by the MAS.

Risk factors you should consider before investing:

- **This material is not intended to provide investment advice or be considered a personal recommendation.**
- **The value of investments and income from them can go down as well as up and you may lose some or all of your initial investment.**
- **Past results are not a guide to future results.**
- **If the currency in which you invest strengthens against the currency in which the underlying investments of the fund are made, the value of your investment will decrease. Currency hedging seeks to limit this, but there is no guarantee that hedging will be totally successful.**
- **The Prospectus – together with any locally-required offering documentation – set out risks, which, depending on the fund, may include risks associated with investing in fixed income, derivatives, emerging markets, and/or high-yield securities; emerging markets are volatile and may suffer from liquidity problems.**

Other important information

The information in relation to the index is provided for context and illustration only. The fund is an actively managed UCITS. It is not managed in reference to a benchmark.

The fund(s) is (are) offered only by Prospectus, together with any locally-required offering documentation. In Singapore, this is the Product Highlights Sheet and in Hong Kong, the Product Key Facts Statement. These documents are available free of charge and in English at capitalgroup.com, and should be read carefully before investing. However, these documents and other information relating to the fund will not be distributed to persons in any country where such distribution would be contrary to law or regulation. If you act as representative of a client it is your responsibility to ensure that the offering or sale of fund shares complies with relevant local laws and regulations. The tax treatment depends on individual circumstances and may be subject to change in future. Investors should seek their own tax advice. This information is neither an offer nor a solicitation to buy or sell any securities or to provide any investment service. All Capital Group trademarks are owned by The Capital Group Companies, Inc. or an affiliated company. All other company names mentioned are the property of their respective companies.

© 2024 Capital Group. All rights reserved.

For Morningstar data: © 2024 Morningstar, Inc. All rights reserved. The information contained herein: (1) is proprietary to Morningstar and/or its content providers; (2) may not be copied or distributed; and (3) is not warranted to be accurate, complete, or timely. Neither Morningstar nor its content providers are responsible for any damages or losses arising from any use of this information. Past performance is no guarantee of future results. For more detailed information about Morningstar's Medalist Rating, including its methodology, please go to global.morningstar.com/managerdisclosures.

capitalgroup.com/asia