

ALLIANZ VALEURS DURABLES - RC - EUR

Equity

Allianz 
Global Investors

Investment Objective

The mutual fund's objective is to provide a medium and long-term performance through investments in equities which meet the following criteria of sustainable development: the social policy, the respect of the human rights, the corporate governance, the environment policy and ethics. The consideration of these extra financial criteria will be added to the classic financial criteria in order to build a portfolio which offers a better financial / extra-financial qualities couple



Fund Manager

Christine Clet-Messadi
(since 06/12/2002)

Performance

Over 10 Years ¹



Annual Performance (%) ¹

	Fund	Benchmark ²
03/31/2014 - 03/31/2015	18.00	20.46
03/31/2015 - 03/31/2016	-12.13	-13.63
03/31/2016 - 03/31/2017	19.42	19.78
03/31/2017 - 03/31/2018	0.25	2.07
03/31/2018 - 03/31/2019	-0.70	0.53
03/31/2019 - 03/31/2020	-11.98	-16.02
03/31/2020 - 03/31/2021	41.31	43.96
03/31/2021 - 03/31/2022	1.80	1.83
03/31/2022 - 03/31/2023	5.88	8.14
03/31/2023 - 03/31/2024	15.13	16.70

Performance History (%) ¹

	YTD	1M	3M	6M	1Y	3Y	3Y p.a.	5Y	5Y p.a.	10Y	10Y p.a.	S. Inc.	S. Inc. p.a.	2019	2020	2021	2022	2023
Fund	10.22	4.80	10.22	17.90	15.13	24.10	7.46	54.36	9.07	90.26	6.64	169.61	4.65	25.54	1.16	21.66	-14.55	16.63
Benchmark ²	10.25	4.45	10.25	18.80	16.70	28.51	8.72	55.36	9.21	98.67	7.11	209.09	5.31	25.47	-1.02	22.16	-12.47	18.78

Past performance does not predict future returns.

Key Information

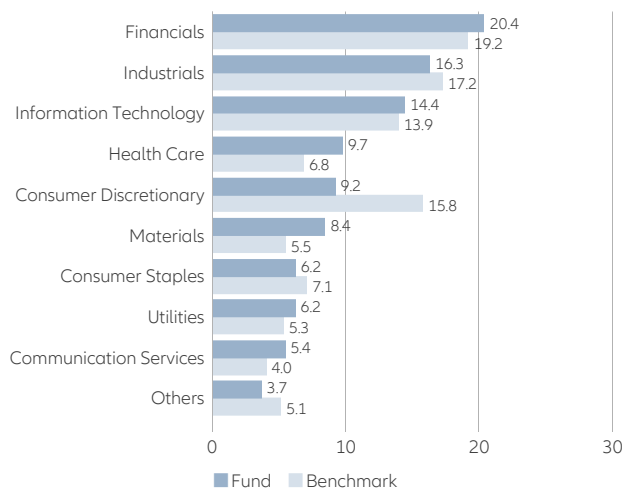
ISIN / German security no.	FR0000017329
Benchmark ²	MSCI EMU Total Return Net (in EUR)
EU SFDR Category ³	Article 8
Management company	Allianz Global Investors GmbH, France branch
Investment manager	Allianz Global Investors GmbH, France branch
Custodian bank	STATE STREET BANK INTERNATIONAL GMBH, PARIS BRANCH
Launch date	10/15/1991
Net assets	932.84 mn. EUR
Share class volume	493.27 mn. EUR
Financial year end	12/31/
Registered for sale in	BE, CH, ES, FR
Number of Holdings	55

Risk/ Return Ratios

	3 Years	5 Years
Alpha (%)	-1.26	-0.14
Beta	0.98	0.96
Coefficient of correlation	0.99	0.99
Information ratio	-0.57	-0.06
Sharpe ratio ⁴	0.40	0.48
Treynor ratio	6.22	8.81
Tracking error (%)	2.20	2.30
Volatility (%) ⁵	15.24	17.52
Active share (%) ⁶	53.76	
Dividend yield (%) ⁷	2.90	

Portfolio Structure ⁸

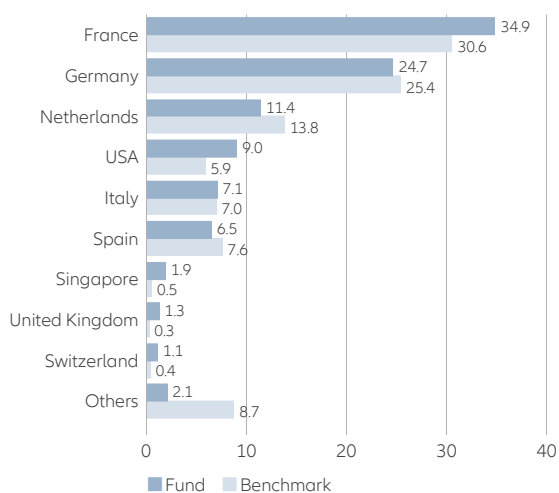
Sector Breakdown (%)



Top 10 Holdings (%)

ASML HOLDING NV	6.22
SAP SE	4.45
SIEMENS AG-REG	3.79
SCHNEIDER ELECTRIC SE	3.37
AIR LIQUIDE SA	3.10
ALLIANZ SE-REG	2.98
SANOFI	2.93
BNP PARIBAS	2.82
ESSILORLUXOTTICA	2.70
AXA SA	2.61
Total	34.97

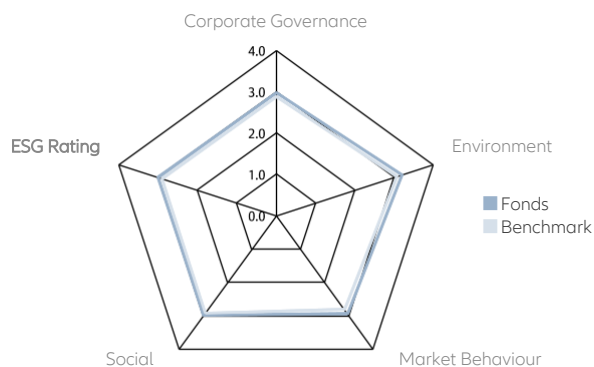
Country/Location Breakdown (%)



Fee Structure

Front-end load (%) ⁹	3.00
All-in fee in % p.a. ⁹	1.79
TER (%) ¹⁰	1.80

ESG Profile (calculated upon a rated ESG asset area) ¹¹



ESG Ratings

Fonds	Corporate Governance	2.98
	Environment	3.19
	Market Behaviour	2.94
	Social	2.98
	ESG Rating	3.00
Benchmark	Corporate Governance	2.88
	Environment	3.08
	Market Behaviour	2.82
	Social	2.93
	ESG Rating	2.90

Opportunities

- + High return potential of stocks in the long run
- + Move towards economically responsible and sustainable companies
- + Investments specifically in the eurozone stock markets
- + Expanded monitoring via different securities
- + Possible extra returns through security analysis and active management

Risks

- High probability of fluctuation of stocks, decline in prices possible. The volatility (fluctuation) of the value of the units may increase
- Risk of fairly poor stock market performance in the eurozone
- Limited participation in certain potential securities
- Success of active management and security analysis not guaranteed

FOR FUND DISTRIBUTORS AND PROFESSIONAL INVESTORS ONLY

- 1) Calculated at the net asset value, excl. front-end load, distributions reinvested. Calculation according to method as defined by BVI, the German Fund Companies Association. **Any front-end loads reduce the capital employed and the performance.**
- 2) Benchmark history: until 31/12/2010 B_1CI: ALLIANZ VALEURS DURABLES
- 3) SFDR: EU Sustainable Finance Disclosure Regulation. Information accurate at time of publishing.
- 4) The Sharpe ratio states the relationship between the return generated by the fund and the investment risk. The fund's excess return versus the risk-free market rate is compared to volatility. Negative values are not meaningful.
- 5) Volatility measures the fluctuation range of the fund's performance over a specified period of time.
- 6) Measure of the proportion of fund assets that is invested differently from the benchmark.
- 7) The dividend yield corresponds to the expected dividend divided by the current price of the share, expressed as a percentage. (eDiv/share price) where: eDiv = product of the last dividend payment and the number of expected dividend payments per year (e.g. the expected dividend for a share with quarterly dividend payment corresponds to the dividend for the last quarter times four). The dividend yield depends both on the amount of the dividend and the current price of the share. Both these key variables may be subject to constant change. The dividend yield is only a snapshot based on the current amount of the dividend and the current share price; **as a result, it is not suitable as an indicator of the future performance of an equity fund.**
- 8) This is for guidance only and not indicative of future allocation.
- 9) If the acquisition of Fund units is subject to a sales charge, up to 100% of such sales charge may be collected by the distributor; the exact amount shall be mentioned by the distributor as part of the investment advisory process. This also applies to any payment by the Management Company of an ongoing distribution fee from the all-in fee to the distributor. The all-in fee includes the expenses previously called management, administration and distribution fees.
- 10) TER generally: Total cost (except transaction costs) charged to the fund during the last financial year. TER for funds-of-funds: The costs incurred by the fund itself (except transaction costs). Since the fund held other investment units ("target funds") in the reporting period, further costs, charges and fees may have been incurred at the level of the target fund.
- 11) Notation scale from 0 to 4. At least 100% of portfolio assets must comply with our human rights standards (an ex ante filter is applied) and at least 95% of portfolio asset must have an ESG rating of 2 or more (the ESG rating being calculated on the basis of a weighted average of the other four criteria – weightings varying according to the sector of the issuer).

Disclaimer

Investing involves risk. The value of an investment and the income from it may fall as well as rise and investors might not get back the full amount invested. ALLIANZ VALEURS DURABLES is an open-ended investment company with variable share capital organised as SICAV under the laws of France. The value of the fund units/shares may be subject to highly elevated volatility. Past performance does not predict future returns. If the currency in which the past performance is displayed differs from the currency of the country in which the investor resides, then the investor should be aware that due to the exchange rate fluctuations the performance shown may be higher or lower if converted into the investor's local currency. This is for information only and not to be construed as a solicitation or an invitation to make an offer, to conclude a contract, or to buy or sell any securities. The products or securities described herein may not be available for sale in all jurisdictions or to certain categories of investors. This is for distribution only as permitted by applicable law and in particular not available to residents and/or nationals of the USA. The investment opportunities described herein do not take into account the specific investment objectives, financial situation, knowledge, experience or specific needs of any particular person and are not guaranteed. The Management Company may decide to terminate the arrangements made for the marketing of its collective investment undertakings in accordance with applicable de-notification regulation. The views and opinions expressed herein, which are subject to change without notice, are those of the issuer companies at the time of publication. The data used is derived from various

sources, and assumed to be correct and reliable at the time of publication. The conditions of any underlying offer or contract that may have been, or will be, made or concluded, shall prevail. For a free copy of the sales prospectus, incorporation documents, daily fund prices, key investor information, latest annual and semi-annual financial reports, contact the management company Allianz Global Investors GmbH in the fund's country of domicile, France, or the issuer at the address indicated below or regulatory.allianzgi.com. Austrian investors may also contact the facility and information agent Erste Bank der österreichischen Sparkassen AG, Am Belvedere 1, AT-1100 Wien. Please read these documents, which are solely binding, carefully before investing. This is a marketing communication issued by Allianz Global Investors GmbH, www.allianzgi.com, an investment company with limited liability, incorporated in Germany, with its registered office at Bockenheimer Landstrasse 42-44, 60323 Frankfurt/M, registered with the local court Frankfurt/M under HRB 9340, authorised by Bundesanstalt für Finanzdienstleistungsaufsicht (www.bafin.de). Allianz Global Investors GmbH has established branches in France, Italy, Spain, Luxembourg, Sweden, Belgium and the Netherlands. Contact details and information on the local regulation are available here (www.allianzgi.com/Info). The Summary of Investor Rights is available in English, French, German, Italian and Spanish at <https://regulatory.allianzgi.com/en/investors-rights>. The duplication, publication, or transmission of the contents, irrespective of the form, is not permitted; except for the case of explicit permission by Allianz Global Investors GmbH.