



X. Hovasse

## Investment Universe and Objective

Emerging market equity fund combining a fundamental top-down approach with a disciplined bottom-up analysis in order to identify the best opportunities within its investment universe by seeking companies offering long-term growth potential and attractive cash generation, in underpenetrated sectors and in countries with healthy fundamentals. The Fund aims to outperform its reference indicator over 5 years and with lower volatility.



Equity Investment Rate: **94.62%**

Equity Exposure: **94.62%**

## Asset Allocation

	05/20	04/20	12/19
<b>Equities</b>	<b>94.62%</b>	<b>93.42%</b>	<b>94.18%</b>
<b>Developed Countries</b>	—	—	<b>0.98%</b>
Asia-Pacific	—	—	0.98%
<b>Emerging Markets</b>	<b>94.62%</b>	<b>93.42%</b>	<b>93.20%</b>
Latin America	9.65%	8.20%	15.05%
Asia	80.71%	80.92%	71.75%
Eastern Europe	4.25%	4.30%	4.34%
Middle East	—	—	2.06%
<b>Cash, Cash Equivalents and Derivatives Operations</b>	<b>5.38%</b>	<b>6.58%</b>	<b>5.82%</b>

## Capitalisation Breakdown

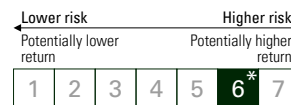


## Top Ten

Name	Country	Sector	%
JD.COM INC	China	Consumer Discretionary	<b>8.43%</b>
SAMSUNG ELECTRONICS	South Korea	Information Technology	<b>7.66%</b>
TENCENT HOLDINGS	China	Communication Services	<b>5.92%</b>
58.COM	China	Communication Services	<b>5.54%</b>
CHINA EAST EDUCATION HOLDING	China	Consumer Discretionary	<b>4.37%</b>
SEA LTD	Singapur	Communication Services	<b>4.36%</b>
PING AN HEALTHCARE AND TECHN	China	Healthcare	<b>3.52%</b>
ENN ENERGY HOLDINGS	China	Utilities	<b>3.45%</b>
WUXI BIOLOGICS CAYMAN INC	China	Healthcare	<b>2.88%</b>
HYUNDAI MOTOR	South Korea	Consumer Discretionary	<b>2.61%</b>
			<b>48.75%</b>

**FACT SHEET**  
05/2020

Recommended  
minimum investment  
horizon:



## PROFILE

- **Fund Inception Date:** 31/01/1997
- **Fund Manager:** Xavier Hovasse since 25/02/2015
- **Fund AUM:** 569M€ / 632M\$<sup>(1)</sup>
- **Domicile:** France
- **Reference Indicator:** MSCI EM (EUR) (Reinvested Net Dividends)
- **Base Currency:** EUR
- **Fund Type:** UCITS
- **Legal Form:** FCP
- **Fiscal Year End:** 31/12

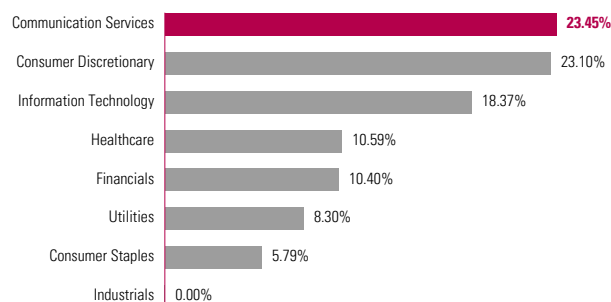
- **Subscription/Redemption:** Daily
- **Order Placement Cut-Off Time:** Before 18:00 (CET/CEST)

- **Morningstar Category™:** Global Emerging Markets Equity

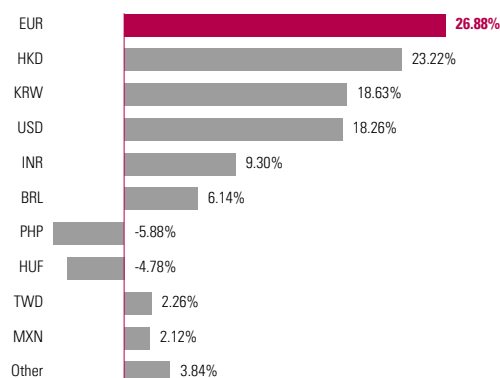


Overall Morningstar Rating™  
05/2020

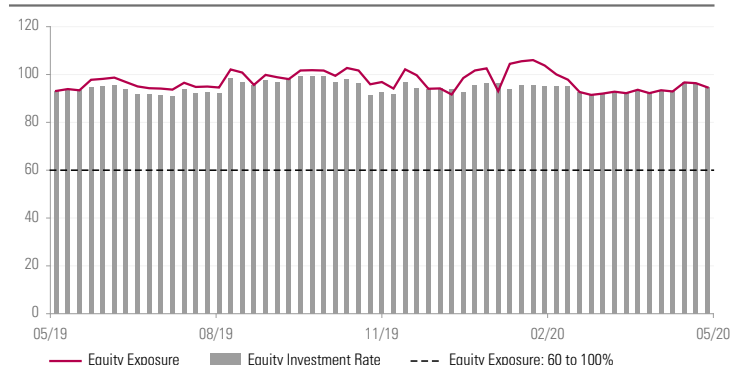
## Sector Breakdown



## Net Currency Exposure of the Fund

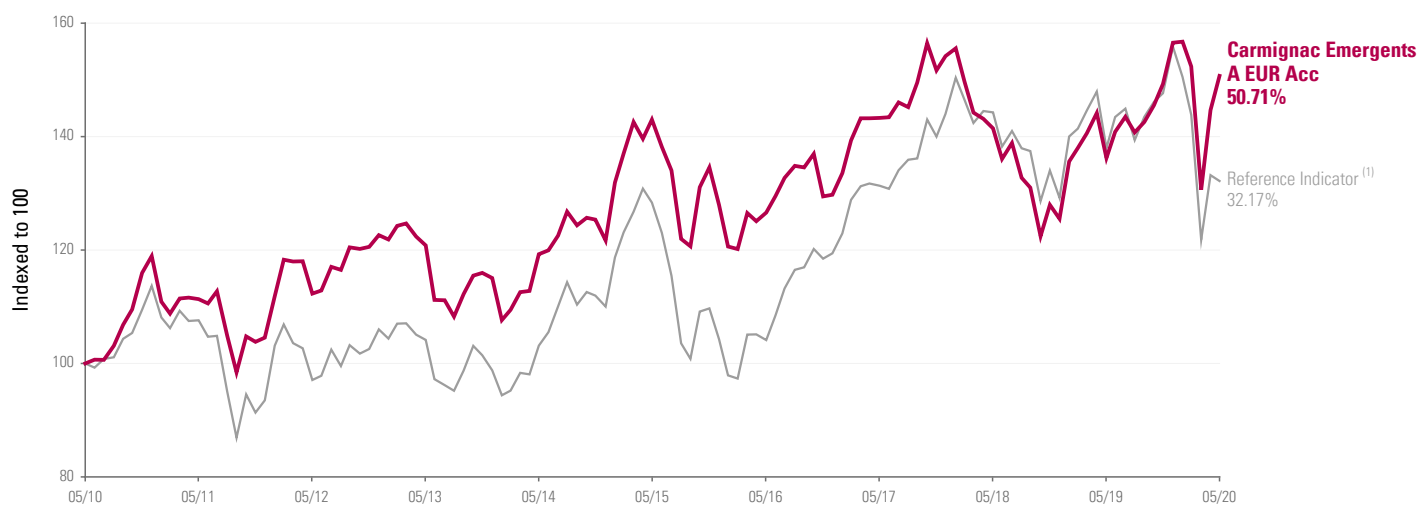


## Equity Exposure - 1 Year Period (%AUM)<sup>(2)</sup>



\* For the share class Carmignac Emergents A EUR Acc. Risk Scale from the KIID (Key Investor Information Document). Risk 1 does not mean a risk-free investment. This indicator may change over time. (1) Exchange Rate EUR/USD as of 29/05/20. (2) Equity Exposure Rate = Equity Investment Rate + Equity Derivatives Exposure.

## Fund Performance vs. Reference Indicator over 10 Years



## Cumulative Performance

## Annualised Performance

## Performance (%)

	1 Year	3 Years	5 Years	10 Years	3 Years	5 Years	10 Years
<b>Carmignac Emergents A EUR Acc</b>	<b>10.64</b>	<b>5.17</b>	<b>5.39</b>	<b>50.71</b>	<b>1.70</b>	<b>1.05</b>	<b>4.19</b>
Reference Indicator <sup>(1)</sup>	-4.21	0.63	2.97	32.17	0.21	0.59	2.83
Category Average	-5.84	-3.71	-1.74	28.19	-1.25	-0.35	2.51
Ranking (Quartile)	1	1	1	1	1	1	1

(1) Reference Indicator: MSCI EM (EUR) (Reinvested Net Dividends). Source: Morningstar for the category average and quartiles Past performance is not necessarily indicative of future performance. Performances are net of fees (excluding possible entrance fees charged by the distributor).

## Statistics (%)

	1 Year	3 Years
Fund Volatility	20.89	15.61
Indicator Volatility	21.42	16.23
Sharpe Ratio	0.53	0.13
Beta	0.91	0.87
Alpha	0.27	0.90

## VaR

Fund VaR	16.76%
Indicator VaR	13.01%

## Monthly Gross Performance Contribution

Equity Portfolio	4.16%
Currency Derivatives	0.14%
<b>Total</b>	<b>4.30%</b>

Share Class	Date of 1st NAV	Bloomberg	ISIN	SEDOL	CUSIP	WKN	Fixed Management Fee	Maximum Subscription Fee <sup>(2)</sup>	Minimum Initial Subscription <sup>(3)</sup>	Single Year Performance (%)					Cumulative Performance (%)		
										29.05.19	29.05.18	29.05.17	27.05.16	29.05.15	3 Years	5 Years	10 Years
										29.05.20	29.05.19	29.05.18	29.05.17	27.05.16			
A EUR Acc	03/02/1997	CAREMER FP	FR0010149302	B06BJP4	F1386N121	A0DPX3	1.5%	4%	1 Unit	11.60	-4.52	-2.48	14.51	-11.55	5.17	5.39	50.71
A EUR Ydis	19/06/2012	CAREDEI FP	FR0011269349	B86SQS3	F14524106	A1J0N1	1.5%	4%	EUR 1000	11.65	-4.53	-2.43	14.47	-11.27	5.27	5.77	—

Variable Management Charge: 20% of the outperformance of the Fund relative to its reference indicator in the case of a positive performance. (2) Entry charges paid to distributors. No redemption fees. (3) Please refer to the prospectus for the minimum subsequent subscription amounts. The prospectus is available on the website: [www.carmignac.com](http://www.carmignac.com). Ongoing charges are based on the expenses for the last financial year ended. They may vary from year to year and do not include performance fees or transaction costs. A EUR Acc (1.98%); A EUR Ydis (1.98%).

## GLOSSARY

**Alpha:** Alpha measures the performance of a portfolio compared to its reference indicator. Negative alpha means the fund performed less well than its reference indicator (e.g. if the indicator increased by 10% in one year and the fund increased by only 6%, its alpha is -4). Positive alpha means the fund performed better than its reference indicator (e.g. if the indicator increased by 6% in one year and the fund increased by 10%, its alpha is 4).

**Beta:** Beta measures the relationship between the fluctuations of the net asset values of the fund and the fluctuations of the levels of its reference indicator. Beta of less than 1 indicates that the fund "cushions" the fluctuations of its index (beta = 0.6 means that the fund increases by 6% if the index increases by 10% and decreases by 6% if the index falls by 10%). Beta higher than 1 indicates that the fund "magnifies" the fluctuations of its reference indicator (beta = 1.4 means that the fund increases by 14% when the index increases by 10% but also decreases by 14% when the index decreases by 10%). Beta of less than 0 indicates that the fund reacts inversely to the fluctuations of its reference indicator (beta = -0.6 means that the fund falls by 6% when the index increases by 10% and vice versa).

**Bottom up investing:** Investment based on analysis of individual companies, whereby that company's history, management, and potential are considered more important than general market or sector trends (as opposed to top down investing).

**Capitalisation:** A company's stock market value at any given moment. It is obtained by multiplying the number of shares of a company by its stock exchange price.

**Duration:** A bond's duration is the period beyond which interest rate variations will no longer affect its return. The duration is like a discounted average lifetime of all flows (interest and capital).

**FCP:** Fonds commun de placement (French common fund)

**High yield:** A loan or bond rated below investment grade because of its higher default risk. The return on these securities is generally higher.

**Investment grade:** A loan or bond that rating agencies have rated AAA to BBB-, generally indicating relatively low default risk.

**Investment/exposure rate:** The investment rate constitutes the volume of assets invested expressed as a percentage of the portfolio. Adding the impact of the derivatives to this investment rate results in the exposure rate, which corresponds to the real percentage of asset exposure to a certain risk. Derivatives can be used to increase the underlying asset's exposure (stimulation) or reduce it (hedging).

**Modified duration:** A bond's modified duration measures the risk attached to a given change in the interest rate. Modified duration of +2 means that for an instantaneous 1% rate increase, the portfolio's value would drop by 2%.

**Net asset value:** Price of all units (in an FCP) or shares (in a SICAV).

**Rating:** The rating measures the creditworthiness of a borrower (bond issuer). Ratings are published by rating agencies and offer the investor reliable information on the risk profile associated with a debt security.

**Sharpe ratio:** The Sharpe ratio measures the excess return over the risk-free rate divided by the standard deviation of this return. It thus shows the marginal return per unit of risk. When it is positive, the higher the Sharpe ratio, the more risk-taking is rewarded. A negative Sharpe ratio does not necessarily mean that the portfolio posted a negative performance, but rather that it performed worse than a risk-free investment.

**SICAV:** Société d'Investissement à Capital Variable (Open-ended investment company with variable capital)

**Top-down investing:** an investment strategy which finds the best sectors or industries to invest in, based on analysis of the corporate sector as a whole and general economic trends (as opposed to bottom up investing).

**VaR:** Value at Risk (VaR) represents an investor's maximum potential loss on the value of a financial asset portfolio, based on a holding period (20 days) and confidence interval (99%). This potential loss is expressed as a percentage of the portfolio's total assets. It is calculated on the basis of a sample of historical data (over a two-year period).

**Volatility:** Range of price variation of a security, fund, market or index, which enables the measurement of risk over a given period. It is determined using the standard deviation obtained by calculating the square root of the variance. The variance is obtained by calculating the average deviation from the mean, which is then squared. The greater the volatility, the greater the risk.

**Yield to maturity:** Yield to maturity corresponds to the concept of actuarial yield. It is, at the time of calculation, the rate of return offered by a bond in the event it is held until maturity by the investor.

## Main risks of the fund

**Equity:** The Fund may be affected by stock price variations, the scale of which is dependent on external factors, stock trading volumes or market capitalization. **Emerging markets:** Operating conditions and supervision in "emerging" markets may deviate from the standards prevailing on the large international exchanges and have an impact on prices of listed instruments in which the Fund may invest. **Currency:** Currency risk is linked to exposure to a currency other than the Fund's valuation currency, either through direct investment or the use of forward financial instruments. **Discretionary management:** Anticipations of financial market changes made by the Management Company have a direct effect on the Fund's performance, which depends on the stocks selected. The Fund presents a risk of loss of capital.

## Important legal information

Source: Carmignac at 29/05/20. Sustainability Score as of 30/04/2020. Sustainability Rating as of 31/03/2020. Sustainability provides company-level analysis used in the calculation of Morningstar's Sustainability Score. Based on 90% of assets under management. Morningstar Rating™: © 2020 Morningstar, Inc. All Rights Reserved. The information contained herein is proprietary to Morningstar and/or its content providers; may not be copied or distributed; and is not warranted to be accurate, complete or timely. Neither Morningstar nor its content providers are responsible for any damages or losses arising from any use of this information. The reference to a ranking or prize, is no guarantee of the future results of the UCIS or the manager. Copyright: The data published in this presentation are the exclusive property of their owners, as mentioned on each page. From 01/01/2013 the equity index reference indicators are calculated net dividends reinvested. This document may not be reproduced, in whole or in part, without prior authorisation from the management company. This document does not constitute a subscription offer, nor does it constitute investment advice. Access to the Fund may be subject to restrictions with regard to certain persons or countries. The Fund is not registered in North America, in South America, in Asia nor is it registered in Japan. The Funds are registered in Singapore as restricted foreign scheme (for professional clients only). The Fund has not been registered under the US Securities Act of 1933. The Fund may not be offered or sold, directly or indirectly, for the benefit or on behalf of a U.S. person, according to the definition of the US Regulation S and/or FATCA. The Fund presents a risk of loss of capital. The risks and fees are described in the KIID (Key Investor Information Document). The Fund's prospectus, KIIDs and annual reports are available at [www.carmignac.com](http://www.carmignac.com), or upon request to the Management Company. The KIID must be made available to the subscriber prior to subscription. - In Switzerland, the Fund's respective prospectuses, KIIDs and annual reports are available at [www.carmignac.ch](http://www.carmignac.ch), or through our representative in Switzerland, CACEIS (Switzerland) S.A., Route de Signy 35, CH-1260 Nyon. The paying agent is CACEIS Bank, Paris, succursale de Nyon/Suisse, Route de Signy 35, 1260 Nyon. - In the United Kingdom, the Funds' respective prospectuses, KIIDs and annual reports are available at [www.carmignac.co.uk](http://www.carmignac.co.uk), or upon request to the Management Company, or for the French Funds, at the offices of the Facilities Agent at BNP PARIBAS SECURITIES SERVICES, operating through its branch in London: 55 Moorgate, London EC2R. This material was prepared by Carmignac Gestion and/or Carmignac Gestion Luxembourg and is being distributed in the UK by Carmignac Gestion Luxembourg UK Branch (Registered in England and Wales with number FC031103, CSSF agreement of 10/06/2013). Reference to certain securities and financial instruments is for illustrative purposes to highlight stocks that are or have been included in the portfolios of funds in the Carmignac range. This is not intended to promote direct investment in those instruments, nor does it constitute investment advice. The Management Company is not subject to prohibition on trading in these instruments prior to issuing any communication. The portfolios of Carmignac funds may change without previous notice.

CARMIGNAC GESTION, 24, place Vendôme - F-75001 Paris - Tél : (+33) 01 42 86 53 35

Investment management company approved by the AMF

Public limited company with share capital of € 15,000,000 - RCS Paris B 349 501 676

CARMIGNAC GESTION Luxembourg - City Link - 7, rue de la Chapelle - L-1325 Luxembourg - Tél : (+352) 46 70 60 1

Subsidiary of Carmignac Gestion - Investment fund management company approved by the CSSF

Public limited company with share capital of € 23,000,000 - RC Luxembourg B 67 549

PROMOTIONAL MATERIAL

