

Monthly factsheet
 Marketing material

Data as at 28.03.2024

Pictet - Short-Term Money Market EUR - P

INVESTMENT OVERVIEW

Objective

To preserve the value of your investment, while achieving a return in line with money market rates.

Reference Index

FTSE EUR 1-Month Eurodeposit (EUR), an index that does not take into account environmental, social and governance (ESG) factors. Used for performance measurement.

Portfolio Assets

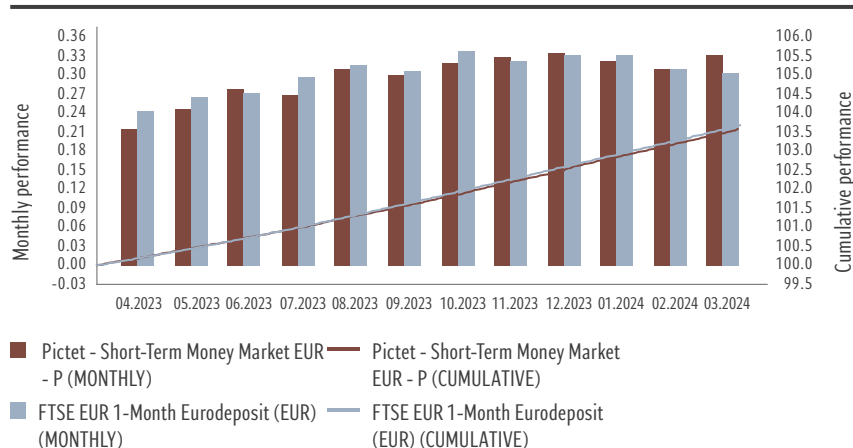
The Compartment mainly invests in short-term money market instruments that are issued by highly rated issuers and are either denominated in Euro (EUR) or systematically hedged to this currency (meaning investments have little or no exposure to currency risk).

Investment Process

In actively managing the Compartment, the investment manager uses a combination of market and issuer analysis to identify those securities that offer the best performance in

light of interest rate trends. The Compartment's management approach uses strict risk controls. The investment manager considers ESG factors a core element of its strategy by adopting a tilted approach which seeks to increase the weight of securities with low sustainability risks and/or to decrease the weight of securities with high sustainability risks, subject to good governance practices. Activities that adversely affect society or the environment are also avoided. There may be engagement with companies to positively influence ESG practices. For further information, please refer to our exclusion framework in the Responsible Investment policy*, SFDR product category Article 8. The portfolio composition is not constrained relative to the benchmark, so the similarity of the Compartment's performance to that of the benchmark may vary.

Past 12-month performance (Net of fees**)



Current index: FTSE EUR 1-Month Eurodeposit (EUR) valid from 01.01.2012
 From 01.01.2002 to 01.01.2012: FTSE EUR 3-Month Eurodeposit (EUR)

Source: Pictet Asset Management

*The Responsible Investment Policy is available at

https://documents.am.pictet/library/en/other?documentTypes=RI_POLICY&businessLine=PAM

**Including actual ongoing charges and excluding subscription/redemption fees and taxes borne by the investor

***Between the 08.10.1998 and the 31.12.2011 the compartment had different investment characteristics.

At a glance

Fund size	EUR 8 871 mio
Current yield (net of fees)	3.78%
WAM (days)	26
WAL (days)	78

SFDR Classification¹

Article	Article	Article
6	8	9

Risk category SRI²

1	2	3	4	5	6	7
←			→			
Lower risk			Higher risk			

General information

Open to Retail Investors	Yes
Legal form	Sub-fund of a SICAV
Regulatory status	UCITS
Money Market Category	Short-Term Money Market Fund
NAV Type	VNAV
Fund Rating	Moody's - Aaa-mf
Domicile	Luxembourg
Inception date	08.10.1998
Launch date	08.10.1998
Share class currency	EUR
Compartment currency	EUR
Dividend	Accumulated
Dividend frequency	Not applicable
ISIN	LU0128494191
Bloomberg	PIPECAI LX
Reference index	FTSE EUR 1-Month Eurodeposit (EUR)
Order deadline	T CET 13:00
Settlement (Sub/Red)	T+1
NAV calculation	Daily
Min. investment horizon (days)	1-5

1. Regulation (EU) 2019/2088 of the European Parliament and of the Council of 27 November 2019 on Sustainability-related disclosures in the financial services sector (SFDR). Refer to the Glossary.

2. The source of the SRI is the latest published KID of the share class. Please, refer to the Risk Considerations for more information.

Management team

Sylvian Mauron, Philippe Billot

UCITS AND NON-UCITS DO NOT HAVE A GUARANTEED RETURN AND PREVIOUS RETURNS DO NOT GUARANTEE FUTURE ONES
 Don't take unnecessary risks. Read the prospectus and the Key Investor Information Document before investing

PERFORMANCE DISCLOSURES

The published performance represents past data. Past performance may not be a reliable guide to future performance. There is no guarantee that the same yields will be obtained in the future. The value and income of any of your

investments may fluctuate with market conditions and may lose some or all its value. The fund may be affected by changes in currency exchange rates, which can have an adverse effect on the value or income of the fund.

UCITS AND NON-UCITS DO NOT HAVE A GUARANTEED RETURN AND PREVIOUS RETURNS DO NOT GUARANTEE FUTURE ONES
Don't take unnecessary risks. Read the prospectus and the Key Investor Information Document before investing



Effective Fees

Ongoing Costs ¹	0.25%
Entry and exit Costs ²	-

Source: Pictet Asset Management

1. Please refer to the glossary for definition and to the Performance Fees Calculation Method, if any.

2. We do not charge an entry or exit fee, however the person selling you the product may charge you up to a maximum of 5% for entry fee, up to 1% as an exit fee and up to 2% as a conversion fee.

Portfolio characteristics

AS AT END OF MARCH 2024	
Annualised volatility (%) (OVER 3 YEARS)	0.55
Number of positions	161

Source: Pictet Asset Management

PERFORMANCE

Cumulative (%)

	YTD	1 MONTH	3 MONTHS	6 MONTHS	1 YEAR	2 YEARS	3 YEARS	5 YEARS	SINCE INC.
Fund	0.96	0.33	0.96	1.95	3.59	4.21	3.47	2.34	38.73
Reference index	0.94	0.30	0.94	1.94	3.67	4.39	3.72	2.59	-

Calendar Year (%)

	2023	2022	2021	2020	2019	2018	2017	2016	2015	2014
Fund	3.15	-0.11	-0.69	-0.52	-0.53	-0.52	-0.49	-0.35	-0.15	0.05
Reference index	3.28	-0.03	-0.63	-0.57	-0.48	-0.47	-0.47	-0.42	-0.15	0.09

Annualised (%)

	1 YEAR	3 YEARS	5 YEARS	SINCE INC.
Fund	3.59	1.14	0.46	1.29
Reference index	3.67	1.22	0.51	-

Past performance may not be a reliable guide to future performance. All forms of investment involve risk. The value of investments and the income derived from them is not guaranteed and it can fall as well as rise and you may not get back the original amount invested. Please refer to the Risk Considerations and to the prospectus for more information.

RISK CONSIDERATIONS

The summary risk indicator is a guide to the level of risk of this product compared to other products. It shows how likely it is that the product will lose money because of movements in the markets or because we are not able to pay you. The risk indicator assumes you keep the product for 1 years. The actual risk can vary significantly if you cash in at an early stage and you may get back less. This product may be exposed to further risks that are not included in the Summary Risk Indicator, for example:

- **Currency risk:** where your reference currency differs from the currency of the share class, you will receive payments in a different currency, so the final return you will get depends on the exchange rate between the reference currency and your local currency.
- **Financial derivatives risk:** the leverage resulting from derivatives amplifies losses in certain market conditions.
- **Sustainability risk:** the risk arising from any environmental, social or governance events or conditions that, were they to occur, could cause a material negative impact on the value of the investment.

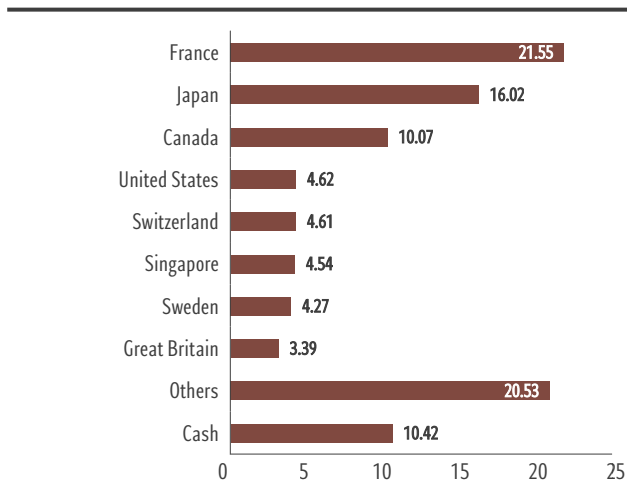
Further information can be found in the prospectus. This product does not include any protection from future market performance so you could lose some or all of your investment.

PORTFOLIO BREAKDOWN

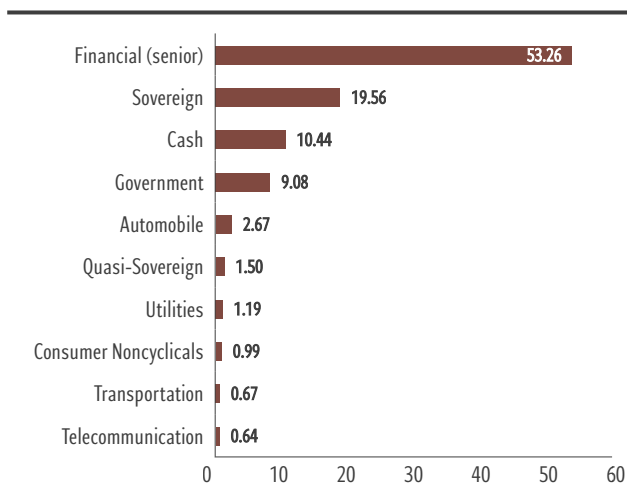
Top 10 Bonds (% of asset)

Cp Unedic Zero % 24.05.2024	1.44
Japan T-Bill Zero% 15.04.2024 Sr	1.24
Cp Unedic Zero % 22.05.2024	1.12
Cp Bnp Paribas Zero % 19.09.2024	1.11
Cp Ntt Finance Uk Zero % 23.04.2024	1.10
Ontario T-Bill Zero% 12.06.2024 Uns	1.07
Cp Unedic Zero % 15.05.2024	1.06
Cp Bpifrance Financ Zero % 15.04.2024	1.01
Cd Kbc Bank Nv Zero % 28.05.2024	1.01
Cd Abn Amro Bank Nv Zero % 05.06.2024	1.01

Risk Country (% of asset)

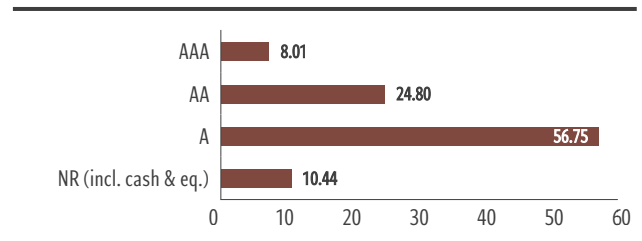


Economic sector (% of asset)

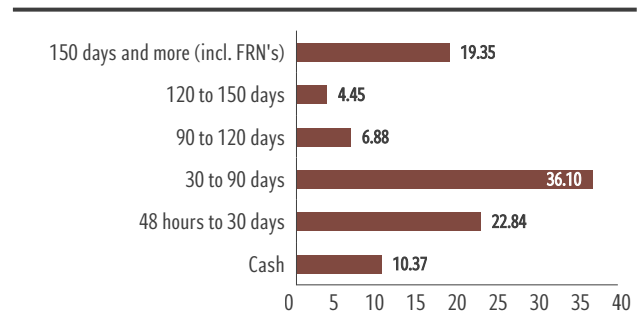


Source: Pictet Asset Management

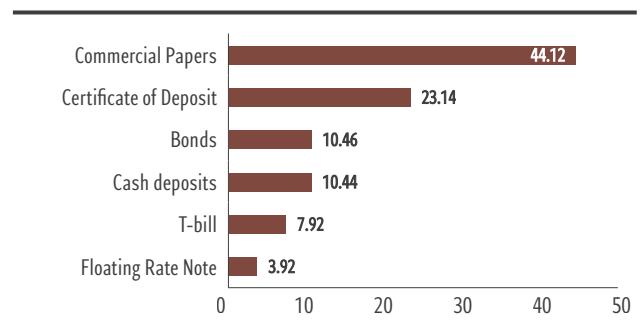
Ratings breakdown (% of asset)



Maturity profile (% of asset)



Instruments breakdown (% of asset)



FINANCIAL GLOSSARY

Conversion fee

Fee paid for the transfer of shares of one unit/share class to another unit/share class.

Standard deviation and annualised volatility

Annualised volatility is a risk indicator showing the extent of the price fluctuations of a security or fund unit compared to its average price over a given period. The higher the volatility, the greater the fluctuations.

Inception date

The inception date is the date taken into account for the start of performance calculation. It corresponds to the launch date.

Launch date

The launch date is the date when the sub-fund was activated in its current legal status.

**Order deadline**

Deadline for remittance of orders to the transfer agent in Luxembourg as set out in the relevant annexes to the prospectus. You may be required to submit your orders to your financial advisor or fund distributor by an earlier cut-off time.

Rating

The rating is a score awarded by rating agencies reflecting their opinion on the creditworthiness of an issuer.

Variable Net Asset Value (VNAV)

Variable Net Asset Value (VNAV) funds are MMFs in which investors purchase or redeem units in the fund at a variable net asset value. VNAV funds may be categorised as either Short Term or Standard MMFs.

Ongoing Costs

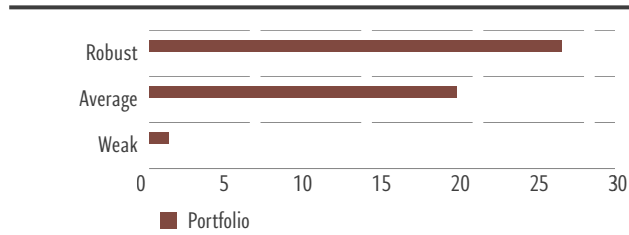
The ongoing charges figure is based on expenses for the last 12 months. This figure may vary from year to year. It includes the management fees and other administrative or operating costs. It excludes performance fees and portfolio transaction costs, except in the case of an entry/exit charge paid by the Compartment when buying or selling units/shares in another collective investment undertaking. For funds created less than 12 months ago, future costs are estimated.

SRI

The Summary Risk Indicator (SRI) is defined by the PRIIPs regulation and is designed to show the relative risk of a product, using a combination of market and credit risk measures.

ENVIRONMENTAL, SOCIAL AND GOVERNANCE (ESG) METRICS

Corporate governance (by weight, in %)



Not applicable: portfolio 27%

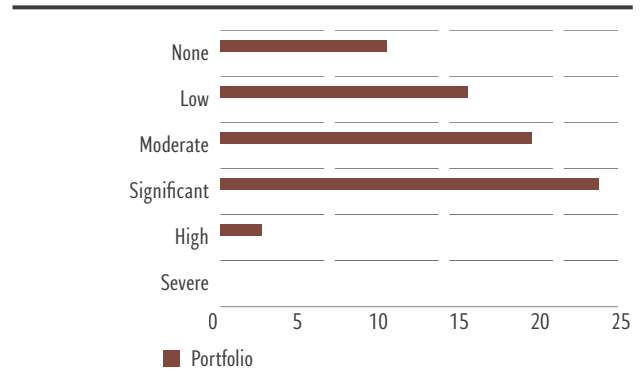
Not covered: portfolio 25%

"Not applicable" corresponds to cash, sovereign and quasi-sovereign bond issuers.
 "Not covered" corresponds to securities or single line derivatives for which no data is available. Calculations exclude short positions.

Source: Pictet Asset Management, ISS, March 2024

Please, refer to the additional information in the ESG Glossary.

Controversial events (by weight, in %)



Not applicable: portfolio 27%

Not covered: portfolio 1%

"Not applicable" corresponds to cash, sovereign and quasi-sovereign bond issuers.
 "Not covered" corresponds to securities or single line derivatives for which no data is available. Calculations exclude short positions.

Source: Pictet Asset Management, Sustainalytics, March 2024

Please, refer to the additional information in the ESG Glossary.

Controversial activities (weighted-average company revenues, in %)

	PORTFOLIO
Fossil fuels and nuclear energy	0.13
Weapons	0.01
Other controversial activities	0.02

Not applicable: portfolio 27%

Not covered: portfolio 1%

"Not applicable" corresponds to cash, sovereign and quasi-sovereign bond issuers.
 "Not covered" corresponds to securities or single line derivatives for which no data is available. Calculations exclude short positions.

Source: Pictet Asset Management, Sustainalytics, March 2024

Part of this publication may contain proprietary information from third-party data providers (Sustainalytics, ISS) that may not be reproduced, used, disseminated, modified nor published in any manner without their written consent. Nothing contained in this publication shall be construed as to make a representation or warranty, express or implied, regarding the advisability to invest in or include companies in investable universes and/or portfolios. The information is provided "as is" and, therefore Sustainalytics assumes no responsibility for errors or omissions. Sustainalytics cannot be held liable for damage arising from the use of this publication or information contained herein in any manner whatsoever. Please, refer to the additional information in the ESG Glossary.

This Compartment

	YES	NO
Complies with or is equivalent to Article SFDR8 of SFDR ¹	✓	
Integrates ESG Factors and Sustainability Risks based on proprietary and third-party research to evaluate investment risks and opportunities	✓	
Has a Sustainable Investment Objective		✓
Promotes Environmental or Social Characteristics	✓	
Assesses good governance practices of the investee companies	✓	
Conducts Engagement	✓	
Exercises Voting Rights		✓
Considers and, where possible, mitigates adverse impacts of its investments on society and the environment	✓	
Excludes controversial weapons and thermal coal extraction ^{2/3}	✓	
Excludes thermal coal power generation, unconventional oil & gas exploration and production, conventional weapons and small arms, tobacco production, adult entertainment production and gambling operations ³	✓	
Excludes conventional oil & gas production, nuclear power generation, military contracting weapon-related products & services, genetically modified organisms development / growth, pesticide ³	✓	
Excludes companies in severe breach of international norms including the UN Global Compact principles on human rights, labour standards, environmental protection and anti-corruption	✓	
Has guidelines in place with regards to ESG methodologies, data sources and processing, and monitors compliance with the binding elements of the fund	✓	
Has a specific ESG index		✓

The decision to invest in the promoted fund should take into account all the characteristics or objectives of the promoted fund as described in its prospectus, or in the information which is to be disclosed to investors.

(1) Regulation (EU) 2019/2088 of the European Parliament and of the Council of 27 November 2019 on Sustainability-related disclosures in the financial services sector (SFDR). (2) For passive strategies exclusions are implemented to the extent portfolio structure, weight deviations, volatility and performance are not materially affected. (3) For more information on the revenue threshold applied to the exclusions, please refer to the Pictet Asset Management Responsible Investment Policy. Pictet Asset Management retains full discretion over the implementation of exclusion criteria and reserves the right to deviate from third-party information on a case by case basis.

ESG GLOSSARY

Controversial events

Controversial events include pollution incidents, employees' accidents, violations of human rights, product related issues and breaches of business ethics. Events are rated based on their seriousness and recurrence, sector and company response and are rated from none to severe. None: No involvement in any relevant controversies; Low: Controversy has a low impact on the environment and society, posing negligible risks to the company; Moderate: Controversy has a moderate impact on the environment and society, posing minimal risks to the company; Significant: Controversy has a significant impact on the environment and society, posing moderate risks to the company; High: Controversy has a high impact on the environment and society, posing significant risks to the company. Severe: Controversy has a severe impact on the environment and society, posing serious risks to the company. Controversial events are based on third-party data and may not reflect our view.

Controversial Activities (weighted-average company revenues, in %)

Fossil fuels and nuclear energy include thermal coal extraction and power generation, oil & gas production and extraction, shale energy extraction, off-shore arctic oil & gas exploration, and nuclear power generation.

Weapons include military contracting (weapon and weapon related services), small arms civilian customers (assault/non-assault weapons), small arms military/law enforcement customers and small arms key components.

Other controversial activities include tobacco production, adult entertainment production, gambling operation, GMS development or growth, pesticides production or retail. Exposures are based on third-party data and may not reflect our internal view.

Corporate governance

Corporate Governance analysis is based on four pillars: board structure, executive remuneration, shareholder rights, audit practices. Evaluation criteria reflect regional best practices.

Decile scores indicate relative rank by country or region and are grouped in three categories: Robust (decile scores 1 to 3), Average (decile score 4 to 7) and Weak (decile scores 8 to 10). The categories are based on third-party data and may not reflect our view.

SFDR Classification

Article 9: Investments that target economic activities that are environmentally and/or socially sustainable, provided that the companies in which the investments are made follow good governance practices.

Article 8: Investments that promote environmental and/or social characteristics and may partly target sustainable investments, provided that the companies in which the investments are made follow good governance practices.

Article 6: Investments that integrate ESG factors in their decision process in order to enhance their risk-return profile. Portfolios may invest in securities with high sustainability risks.

Management Company

Pictet Asset Management (Europe) S.A.
www.assetmanagement.pictet

Important information

For the purposes of this marketing material, “the Fund” means the sub-fund of the fund referred to at the top of page 1 and “the share” designates either “the unit” or “the share”, depending on the legal form of the fund. This marketing material is issued by the Fund Management Company, Pictet Asset Management (Europe) S.A., a company authorized and regulated by the Luxembourg regulator “Commission de Surveillance du Secteur Financier”. It is neither directed to, nor intended for distribution or use by, any person or entity who is a citizen or resident of or located in any locality, state, country or jurisdiction where such distribution, publication, availability or use would be contrary to law or regulation. The information and data presented in this document are not to be considered as an offer or solicitation to buy, sell or subscribe to any securities or financial instruments or services. It cannot be used as a basis for subscription and does not form part of a contract. The latest version of the fund’s prospectus, Pre-Contractual Template (PCT) when applicable, Key Information Document (KID), annual and semi-annual reports must be read before investing. They are available free of charge in English on www.assetmanagement.pictet or in paper copy at Pictet Asset Management (Europe) S.A., 6B, rue du Fort Niedergrueneveld, L-2226 Luxembourg, Grand Duchy of Luxembourg, or at the office of the Fund local agent, distributor or centralizing agent if any. The KID is also available in the local language of each country where the compartment is registered. The prospectus, the PCT, and the annual and semi-annual reports may also be available in other languages, please refer to the website for other available languages. Only the latest version of these documents may be relied upon as the basis for investment decisions. The summary of investors rights (in English and in the different languages of our website) is available here and at www.assetmanagement.pictet under the heading “Resources”, at the bottom of the page. The list of countries where the Fund is registered can be obtained at all times from Pictet Asset Management (Europe) S.A., which may decide to terminate the arrangements made for the marketing of the Fund or compartments of the Fund in any given country. In Switzerland, the representative agent is Pictet Asset Management S.A. and the paying agent is Banque Pictet & Cie S.A. Pictet Asset Management (Europe) S.A. has not taken any steps to ensure that the securities referred to in this document are suitable for any particular investor and this document is not to be relied upon in substitution for the exercise of independent judgment. Tax treatment depends on the individual circumstances of each investor and may

be subject to change in the future. Before making any investment decision, investors are recommended to ascertain if this investment is suitable for them in light of their financial knowledge and experience, investment goals and financial situation, or to obtain specific advice from an industry professional. Top 10 holdings do not represent the full portfolio. There is no guarantee that these securities will be held in the future and you should not assume that investment in the securities listed was, or will be profitable. Any reference to a ranking, a rating or an award provides no guarantee for future performance results and is not constant over time. For hedged share classes, only the compartment’s consolidation currency is hedged into the share class currency. Foreign exchange exposure, resulting from assets in the portfolio which are not denominated in the consolidation currency, can remain. NAVs relating to dates on which shares are not issued or redeemed (“non-trading NAVs”) in your country may be published here. They can only be used for statistical performance measurements and calculations or commission calculations and cannot under any circumstances be used as a basis for subscription or redemption orders. Performance is shown based on the share class NAV per share (in the share class currency) with dividends reinvested (for distributing share classes), including actual ongoing charges, and excluding subscription/redemption fees and taxes borne by the investor. Inflation was not taken into account. As a subscription fee calculation example, if an investor invests EUR 1000 in a fund with a subscription fee of 5%, he will pay to his financial intermediary EUR 47.62 on his investment amount, resulting with a subscribed amount of EUR 952.38 in fund shares. In addition, potential account keeping costs (by your custodian) may reduce the performance. Indices do not include fees or operating expenses and you cannot invest in them.

The decision to invest in the promoted fund should take into account all the characteristics or objectives of the promoted fund as described in its prospectus, or in the information which is to be disclosed to investors.

Pictet Asset Management retains full discretion over the implementation of exclusion criteria and reserves the right to deviate from third-party information on a case-by-case basis. For more information, please refer to the Pictet Asset Management Responsible Investment Policy.

For passive strategies exclusions are implemented to the extent portfolio structure, weight deviations, volatility and performance are not materially affected.

The money market fund (“MMF”) is not a guaranteed investment vehicle. An investment in MMF is different from an investment in deposits, there is in particular a risk that the principal invested in a MMF is capable of fluctuation. The Fund does not rely on external support for guaranteeing the liquidity of the MMF or stabilising

the NAV per unit or share and the risk of loss of the principal is to be borne by the investor.

The rating of the Fund was solicited or financed by the MMF or by the manager of the MMF.

The MMF uses the derogation to invest more than 5% of its assets in money market instruments issued by the same body and is authorised to invest up to 100% of its assets, in accordance with the principle of risk spreading, in Money Market Instruments issued or guaranteed separately or jointly by the EU, the national, regional and local administrations of the Member States of the EU or their central banks, the European Central Bank, the European Investment Bank, the European Investment Fund, the European Stability Mechanism, the European Financial Stability Facility, a central authority or central bank of a third country, the International Monetary Fund, the International Bank for Reconstruction and Development, the Council of Europe Development Bank, the European Bank for Reconstruction and Development, the Bank for International Settlements, or any other relevant international financial institution or organisation to which one or more Member States of the EU belong.

Source: FTSE Fixed Income LLC (“FTSE FI”) © FTSE FI 2024. “FTSE®” is a trade mark of the London Stock Exchange Group companies and is used by FTSE FI under license. All rights in the FTSE FI indices vest in FTSE FI and/or its licensors. Neither FTSE FI nor its licensors accept any liability for any errors or omissions in the FTSE FI indices or underlying data and no party may rely on any FTSE FI indices or underlying data contained in this communication. No further distribution of FTSE FI data is permitted without FTSE FI’s express written consent. FTSE FI does not promote, sponsor or endorse the content of this communication.

For Singapore: the investment which is the subject of this material is not authorised or recognised by the Monetary Authority of Singapore and is not allowed to be offered to the retail public. This material is not a prospectus as defined in the Securities and Futures Act. Accordingly statutory liability under that Act in relation to the content of prospectuses would not apply. You should consider carefully whether the investment is suitable for you. The sale of shares of the Fund may be restricted in certain jurisdictions. In particular shares may not be offered or sold, directly or indirectly in the United States or to U.S. Persons, as is more fully described in the Fund’s Prospectus. Further details may be obtained from the Fund’s distributor.

UK office: Pictet Asset Management Ltd, Moor House, Level 11 120 London Wall London EC2Y 5ET UNITED KINGDOM. Authorized and regulated by the Financial Conduct Authority. Registered in England N° 181966.

No part of this material may be copied or redistributed without Pictet Asset Management prior written consent.

©2024 Pictet

UCITS AND NON-UCITS DO NOT HAVE A GUARANTEED RETURN AND PREVIOUS RETURNS DO NOT GUARANTEE FUTURE ONES
Don’t take unnecessary risks. Read the prospectus and the Key Investor Information Document before investing