

BGF US Basic Value Fund

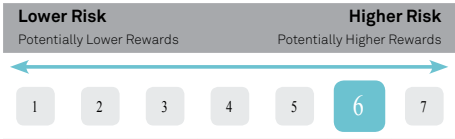
Performance to 31 March 2014

Factsheet prepared for retail clients. You should read the Prospectus and the Key Investor Information Document (KIID) for each fund in which you want to invest.

Summary of Investment Objective

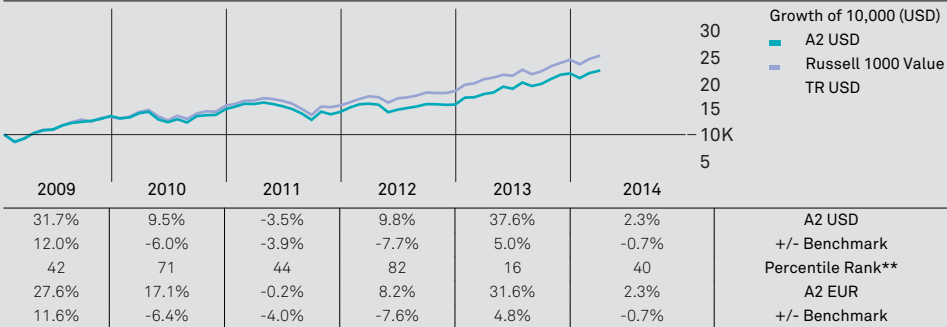
The US Basic Value Fund seeks to maximise total return. The Fund invests at least 70% of its total assets in the equity securities of companies domiciled in, or exercising the predominant part of their economic activity in, the US. The Fund places particular emphasis on companies that are, in the opinion of the Investment Adviser, undervalued and therefore represent basic investment value. Risk management measure used: Relative VaR using Russell1000 Value Index as the appropriate benchmark. Expected level of leverage of the Fund: 0% of Net Asset Value.

Synthetic Risk & Reward Indicator (SRRI)



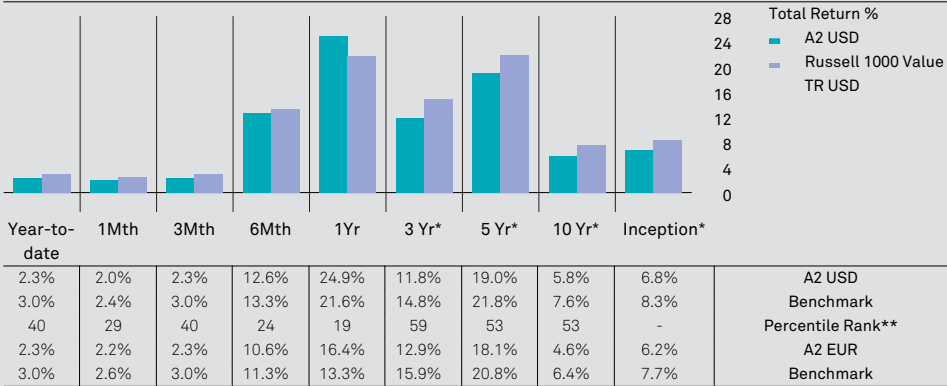
Fund Performance

Growth and Complete Calendar Year Performance to 31 March 2014



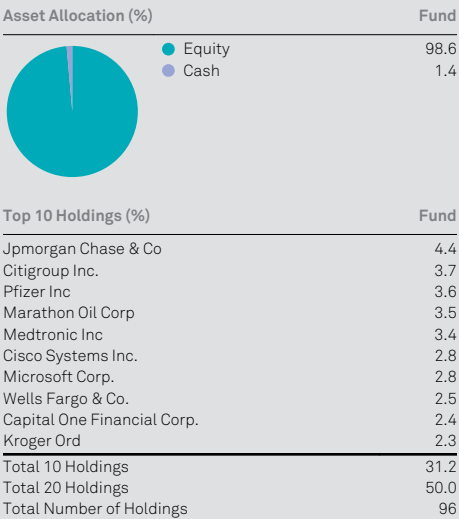
Source: Morningstar. Performance and performance relative to the Russell 1000 Value TR USD is shown as at 31-03-2014 in the currency shown above and is based on a Net Asset Value (NAV) price basis. Fund performance is shown with income reinvested, net of fees. **Percentile Rank is based on the relative performance of the Fund compared to funds in the US Large-Cap Value Equity Sector, expressed as a %. 1 is the best percentile rank, 100 is the worst.

Cumulative & Annualised Performance to 31 March 2014

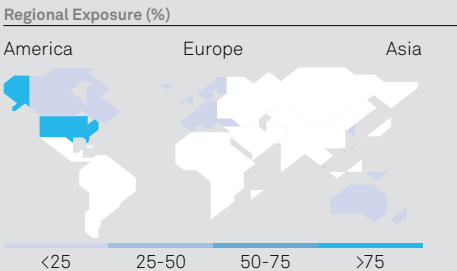


Source: Morningstar. Performance and performance of the Russell 1000 Value TR USD is shown in the currency noted above and is based on a Net Asset Value (NAV) price basis. Fund performance is shown with income reinvested, net of fees. *Performance figures are shown on an annualised basis. Past performance is not a guide to future performance. Please refer to the Fund Specific warnings overleaf.

Portfolio Profile to 31 March 2014



Country Exposure (%)	Fund	Bmark.	Active
United States	90.7	99.8	-9.1
United Kingdom	1.9	0.0	1.9
France	1.5	0.0	1.5
Canada	1.4	0.2	1.3
Israel	1.3	0.0	1.3
Sweden	1.0	0.0	1.0
Netherlands	1.0	0.0	1.0



Market Cap (%)	Fund
Mega Cap - >\$200bn	15.4
Large Cap \$10-200bn	64.5
Mid Cap - \$6-10bn	14.3
Small to Mid Cap - \$2-6bn	4.5
Small Cap - \$300m-2bn	0.0
Micro Cap Plus - <\$300m	0.0

Sector Exposure (%)	Fund	Bmark.	Active
Financials	28.4	29.1	-0.7
Health Care	18.2	13.6	4.7
Energy	14.9	14.5	0.3
Information Technology	11.9	9.0	2.9
Consumer Discretionary	9.9	6.4	3.5
Consumer Staples	4.6	5.8	-1.2
Industrials	3.7	10.1	-6.5
Materials	3.3	2.9	0.4
Utilities	3.1	6.1	-3.0
Telecommunications	0.6	2.5	-1.9

Share Class Performance 31 March 2014

Share Class	Fund Inception Date	NAV	1 Month	31-03-13 to 31-03-14	31-03-12 to 31-03-13	31-03-11 to 31-03-12	31-03-10 to 31-03-11	31-03-09 to 31-03-10	Total Expense Ratio	% Yield	ISIN	Bloomberg
A2 Acc EUR	10/02	51.38	2.0%	16.2%	15.9%	6.7%	7.1%	49.7%	1.81%		LU0171293920	MLRBVAA
A2 Acc EUR Hgd	09/04	49.71	2.0%	24.9%	10.2%	-0.6%	10.7%	49.8%	1.81%		LU0200685153	MLBVEA2
A2 Acc GBP	06/02	42.61	2.4%	13.9%	17.4%	0.8%	6.1%	43.5%	1.81%		LU0171296279	MLRBVVA
A2 Acc SGD Hgd	04/11	13.92	2.0%	24.6%	10.9%	-	-	-	1.81%		LU0602533316	BGUBA2S
A2 Acc USD	01/97	70.88	2.0%	24.9%	11.4%	0.4%	12.4%	52.0%	1.81%		LU0072461881	MERBVAI
A4 Inc EUR	02/03	51.12	2.0%	16.2%	15.9%	6.7%	7.1%	49.6%	1.81%	-	LU0213336463	MERBVAA
A4 Inc GBP	01/97	42.33	2.4%	13.9%	17.6%	0.6%	6.1%	43.4%	1.80%	-	LU0204064967	MUBVADS
A4 Inc USD	02/03	70.52	2.0%	24.9%	11.8%	0.4%	12.4%	51.9%	1.81%	-	LU0162691827	MUSBVAU
C2 Acc EUR Hgd	10/04	46.59	1.9%	23.3%	8.8%	-1.8%	9.3%	48.0%	3.05%		LU0200685583	MLBVEC2
C2 Acc USD	07/02	55.82	1.9%	23.4%	10.0%	-0.9%	11.0%	50.1%	3.05%		LU0147417470	MUSBACA
D2 Acc USD	11/06	75.11	2.1%	25.9%	12.2%	1.1%	13.3%	53.1%	1.06%		LU0275209954	MERUBVD
E2 Acc EUR	07/02	48.37	2.0%	15.6%	15.3%	6.1%	6.6%	49.0%	2.31%		LU0171295891	MLSBAEE
E2 Acc EUR Hgd	09/04	43.65	2.0%	24.3%	9.6%	-1.1%	10.1%	49.1%	2.31%		LU0200685666	MLUBVEE
E2 Acc USD	07/02	66.72	2.0%	24.3%	10.9%	-0.1%	11.8%	51.2%	2.31%		LU0147417710	MUSBAEE

Source: Morningstar. Performance as at 31-03-2014 unless otherwise stated. Performance is based on a Net Asset Value (NAV) price basis with income reinvested, net of fees. Total Expense Ratio is the latest annualised expense figure for the Share Class. % Yield shows the last 12 months yield. Past performance is not a guide to future performance. You should read the Prospectus and the Key Investor Information Document (KIID) for each fund in which you want to invest.

Fund Legal Information

Fund Company	BlackRock Global Funds SICAV
Fund Type	UCITS
Domicile	LUX
Fund Inception Date	08-01-1997
Base Currency	US Dollar
Fund AUM	\$2bn
EUSD Fund Status	Out of scope

Fund Information

Fund Manager	Bart Geer
Fund Manager Start Date	01-11-2012
Sector	US Large-Cap Value Equity
Benchmark	Russell 1000 Value TR USD

Country Of Registrations and Fund Charges

Please see the Fund's prospectus, which is available at www.blackrock.com

Fund Information Share Class (A2 USD)

Minimum Initial Purchase	\$5,000
Minimum Additional Purchase	\$1,000
Maximum Initial Upfront Charge	5.00%
Annual Management Fee	1.50%

Fund Specific Risks

The fund invests a large portion of assets which are denominated in other currencies; hence changes in the relevant exchange rate will affect the value of the investment.

Important Information

This material has been produced by BlackRock® for use by 3rd Party Distributors where they have the appropriate authorization to market the products and use this material. BlackRock takes no responsibility for this marketing activity. This material is solely for educational purposes, and does not constitute investment advice, or an offer or solicitation to sell or a solicitation of an offer to buy any shares of any fund (nor shall any such shares be offered or sold to any person) in any jurisdiction in which an offer, solicitation, purchase or sale would be unlawful under the securities laws of that jurisdiction. The funds mentioned in this material have not been registered with the securities regulators of Argentina, Brazil, Colombia, Mexico, Panama, Peru, Uruguay or any other securities regulator in any Latin American country and thus, may not be publicly offered in any such countries, except for Chile where certain BGF sub-funds have been registered with the Superintendencia de Valores y Seguros for public offering. The securities regulators of any country within Latin America have not confirmed the accuracy of any information contained herein. All financial investments involve an element of risk. Therefore, the value of your investment and the income from it will vary and your initial investment amount cannot be guaranteed. BlackRock Global Funds (BGF) is an open-ended investment company established in Luxembourg which is available for sale in certain jurisdictions only. BGF is not available for sale in the U.S. or to U.S. persons. Product information concerning BGF should not be published in the U.S. It is recognised under Section 264 of the Financial Services and Markets Act 2000. BlackRock Investment Management (UK) Limited is the UK distributor of BGF. Most of the protections provided by the UK regulatory system, and the compensation under the Financial Services Compensation Scheme, will not be available. A limited range of BGF sub-funds have a reporting fund status A sterling share class that seeks to comply with UK Reporting Fund Status requirements. Unless indicated the fund information displayed only provides summary information Subscriptions in BGF are valid only if made on the basis of the current Prospectus, the most recent financial reports and the Key Investor Information Document, which are available on our website. Prospectuses, Key Investor Information Documents and application forms may not be available to investors in certain jurisdictions where the Fund in question has not been authorised. Issued by BlackRock Investment Management (UK) Limited (authorised and regulated by the Financial Conduct Authority). Registered office: 12 Throgmorton Avenue, London, EC2N 2DL. Registered in England No. 2020394. Tel: 020 7743 3000. Tel: 020 7743 3000. For your protection, telephone calls are usually recorded. BlackRock is a trading name of BlackRock Investment Management (UK) Limited. © 2013 BlackRock, Inc. All Rights reserved. BLACKROCK, BLACKROCK SOLUTIONS, iSHARES, SO WHAT DO I DO WITH MY MONEY, INVESTING FOR A NEW WORLD, and BUILT FOR THESE TIMES are registered and unregistered trademarks of BlackRock, Inc. or its subsidiaries in the United States and elsewhere. All other trademarks are those of their respective owners. An S&P Capital IQ fund grading represents an opinion only and should not be relied on when making an investment decision. Past performance is not indicative of future results. Currency exchange rates may affect the value of investments.



Glossary

PERFORMANCE - The return an investment provides over a period of time, expressed as a percentage. Sources of returns can include interest, dividends and the change in capital value. The rate of return is measured against the initial amount of the investment calculated using published dealing prices. Fund performance is usually expressed in terms of cumulative returns or annualised returns.

- **Annualised performance** - Annualised performance shows the average change in the value of a fund each year over a certain time frame. For example three year annualised performance looks at the total fund performance over three years expressed as a time-weighted annual percentage.
- **Benchmark** - A benchmark provides a standard against which investors can compare fund performance. It is usually a market index made up of the type of assets in which the fund invests. For example, the FTSE 100 Index is made up of the shares of the 100 largest companies listed on the London Stock Exchange and is often used as a benchmark for funds which invest in UK equities.
- **+/- Benchmark** - The performance of the fund relative to the performance of the benchmark. This is also known as 'relative return'.
- **Bid price** - The price at which units in a fund can be redeemed (sold).
- **Cumulative performance** - The return an investment provides over a period of time, expressed as a percentage. Sources of returns can include interest, dividends and capital appreciation. The rate of return is measured against the initial amount of the investment calculated using published dealing prices.
- **Five year discrete annual performance** - The return of an investment over the last five 12-month periods to the most recent quarter end.
- **Net Income** - The income available to unit holders (or shareholders) as dividend payments or interest after accounting for UK tax. This can either be reinvested to contribute to total return or distributed to investors.
- **Percentile rank** - Funds are ranked in their sector according to their performance. This list is then divided into 100 equal parts, assigning funds a percentile ranking. Funds ranked in the first percentile are the top performing funds and those in the hundredth percentile are the lowest performers.
- **Total Return** - Total return is expressed as the percentage change of an investment over a certain timeframe. It includes the net income earned by the investment in terms of dividends or interest along with any change in the capital value of the investment.

PORTFOLIO PROFILE - This shows the breakdown of the assets held in the fund at a given point in time.

- **Active (weight)** - The difference in the make-up of a fund compared to its benchmark index. This is a common form of active fund management using stock selection to buy more of the shares a manager believes will do well (going overweight) and fewer of those which he believes will fare worse (going underweight). Weightings are considered relative to the benchmark; if a company's shares accounts for 3% of the benchmark, but 4% of the fund, the fund is said to be overweight in that stock. Weightings are also considered for sectors in the benchmark.
- **Asset allocation** - A description of how a fund manager chooses to invest the money in the fund by asset class.
- **Credit Rating** - An assessment by an independent rating agency of the credit-worthiness of an institution (typically a government or company), which issues a bond. It gives investors an idea of how likely a bond is to default and therefore not repay income or capital when due.
- **Currency exposure** - The currency of investments held within the fund.
- **Duration** - Duration measures the sensitivity of the price of a bond to a change in interest rates. Duration is expressed as a number of years. The larger the number, the greater the interest rate risk or reward for the price of the bond.
- **Market Cap (market capitalisation)** - The total value of the shares issued by a company which trades on the stock exchange.
- **Maturity** - The end of a time period when the asset must be redeemed, typically used to give a set lifespan for bonds. A 10-year government bond must be repaid by the issuer (the government concerned) when it reaches maturity after the ten years elapse. Corporate bonds tend to have lower maturities of up to five years. Derivatives also have maturity periods when the option, future or swap expires.
- **Top ten holdings** - The ten securities in which the fund has the most money invested.
- **Yield** - The income on an investment expressed as a percentage of the original price. For example a company share that cost £10 and pays a dividend of 45p has a yield of 4.5%.

FUND INFORMATION

- **Accumulation and income units ('acc' and 'inc')** - Most funds offer different types of units and allow investors to choose between accumulation or income units. If you buy accumulation units, the net income available to you through dividends is automatically reinvested into the fund at no extra cost. Whereas if you choose income units, the net income available will be paid out to you periodically. This will provide income to use for living expenses and so on, but will mean that the total return over time will be lower than that of the accumulation units.
- **Awards and Fund Ratings** - Companies such as Citywire and Morningstar assess fund performance and provide ratings and awards to reflect how well a fund or manager is doing. Awards and ratings are highly prized by managers, however they should not necessarily be viewed as an indication of future performance.
- **Authorised Unit Trust** - A unit trust is a collective investment scheme that allows investors to pool their money into a portfolio, which is then managed by a fund manager. An authorised unit trust is one which is authorised to operate in the UK by the Financial Conduct Authority.
- **Base Currency** - The currency in which the fund is denominated.
- **Bloomberg (ticker)** - A unique code given to financial assets on Bloomberg. Bloomberg provides financial news and data to investors all over the world.
- **ISA Fund Status** - Whether or not the fund is eligible for investment in a UK Individual Savings Account (ISA).
- **ISIN** - International Securities Identification Number. A unique international code which identifies a securities issue. Each country has a national numbering agency which assigns ISIN numbers for securities in that country.
- **Summary of Investment Objective** - All funds have an investment objective written into their prospectus which details what the fund aims to achieve and which assets it will invest in to reach that aim. The summary condenses this crucial information for investors.
- **Synthetic Risk and Reward Indicator (SRRI)** - Featured on the Key Investor Information Document, the SRRI is a measure of the overall risk and reward profile of a fund. Funds are categorised on a scale from 1 to 7 where 1 is the lowest risk and 7 is the highest. Typically, the SRRI is derived from the volatility of past returns over a 5-year period. Investors should be aware the indicator is based on historical data and may not be a reliable indication of the future risk profile of the Fund. The lowest category does not mean risk free.
- **Sector** - A peer group of funds which have a similar investment objective or invest in the same type of assets. These are organised by independent companies such as the Investment Management Association in the UK. The average performance of a sector is often used to compare with the performance of an individual fund in the sector.
- **Sedol** - The Stock Exchange Daily Official List number, a code used by the London Stock Exchange to identify foreign stocks, especially those that aren't actively traded in the U.S. and don't have a CUSIP number.
- **TER (Total expense ratio)** - A measure of the total costs associated with managing and operating an investment fund. These costs consist primarily of management fees and other expenses such as trustee, custody, transaction and registration fees and other operating expenses. The total cost for the fund is divided by the fund's total assets and expressed as a percentage which represents the TER.

What to understand

Summary of Investment Objective

A statement by a Fund setting out what it intends to achieve, helping the adviser and their clients to ensure that the product accurately meets their needs. For example, an absolute return Fund may issue a Summary of Investment Objective stating that it aims to rise in value regardless of market conditions, using techniques such as shorting to make capital gains when markets fall.

Portfolio Profile

This shows the breakdown of the assets of the Fund at a given point in time.

Synthetic Risk and Reward Indicator (SRRI) and SRRI Calculation

Featured on the Key Investor Information Document, the SRRI is a measure of the overall risk and reward profile of a fund. Funds are categorised on a scale from 1 to 7 where 1 is the lowest risk and 7 is the highest. Typically, the SRRI is derived from the volatility of past returns over a 5-year period. Investors should be aware the indicator is based on historical data and may not be a reliable indication of the future risk profile of the Fund. The lowest category does not mean risk free.

Performance

The return an investment provides over a period of time expressed as a percentage. sources of returns can include interest, dividends and the change in capital value. The rate of return is measured against the initial amount of the investment calculated using published dealing prices. Fund performance is usually expressed in terms of cumulative returns or annualised returns.

Share Class Performance

BlackRock offer a selection of accumulating and distributing share classes, and some offer unit classes in a variety of currencies. Some share classes have higher initial fees, administration fees or performance fees which can impact the total return. Cumulative performance of these different classes of shares will therefore vary. Please refer to the KIID document for full details.

Fund Specific Risks

A Fund Specific Risk warning is a section of our disclaimer which states the specific risks applicable to the Fund which the fact sheet refers to. Each Fund is different: some may invest in what are perceived as higher risk assets such as commodities or property, while others invest in lower risk assets like government debt. We therefore need to state the warnings applicable to each Fund in our fact sheets.

Fund Legal Information

Covers a number of key facts about each Fund. It includes the name of the Fund company, Fund type, domicile, inception date, base currency, Fund's assets under management, ISA Fund status, the size of minimum initial purchase and minimum additional purchase, as well as other important facts.

Ratings

Companies that monitor Fund performance such as Morningstar or Citywire give awards and ratings that reflect how well the Fund or its manager are doing.

Disclaimer Important Information

Contains information about, but not limited to, company registration information of the Fund management company, the name of its regulator(s), copyright statements, and warnings about fluctuations in investment performance of financial assets.

