

Robeco QI Global Dynamic Duration DH USD

Robeco QI Global Dynamic Duration is an actively managed fund that invests worldwide in government bonds with investment grade quality. The fund's objective is to provide long term capital growth. The fund uses derivatives to dynamically adjust the duration (interest-rate sensitivity) of the portfolio. The duration positioning is based on our proprietary duration model, which predicts the direction of the bond markets using financial market data. The ESG scores of countries are a integral part of our bottom-up country allocation decisions.



Olaf Penninga, Lodewijk van der Linden, Johan Duyvesteyn
Fund manager since 01-01-2011

Performance

	Fund	Index
1 m	0.50%	0.82%
3 m	-0.10%	-0.41%
Ytd	-0.10%	-0.41%
1 Year	5.99%	2.21%
2 Years	-0.41%	-1.40%
3 Years	-2.30%	-2.13%
5 Years	-0.59%	0.16%
10 Years	1.66%	1.93%
Since 01-2006	2.56%	2.99%

Annualized (for periods longer than one year)
Note: due to a difference in measurement period between the fund and the index, performance differences may arise. For further info, see last page.

Calendar year performance

	Fund	Index
2023	9.59%	5.86%
2022	-13.44%	-12.04%
2021	-3.64%	-2.28%
2020	2.09%	6.13%
2019	7.21%	7.64%
2021-2023	-2.95%	-3.10%
2019-2023	0.01%	0.78%

Annualized (years)

Index

JPM GBI Global Investment Grade Index (hedged into USD)

General facts

Morningstar	★★★
Type of fund	Bonds
Currency	USD
Total size of fund	USD 784,520,614
Size of share class	USD 46,930,560
Outstanding shares	296,664
1st quotation date	02-01-2006
Close financial year	31-12
Ongoing charges	0.81%
Daily tradable	Yes
Dividend paid	No
Ex-ante tracking error limit	4.50%
Management company	Robeco Institutional Asset Management B.V.

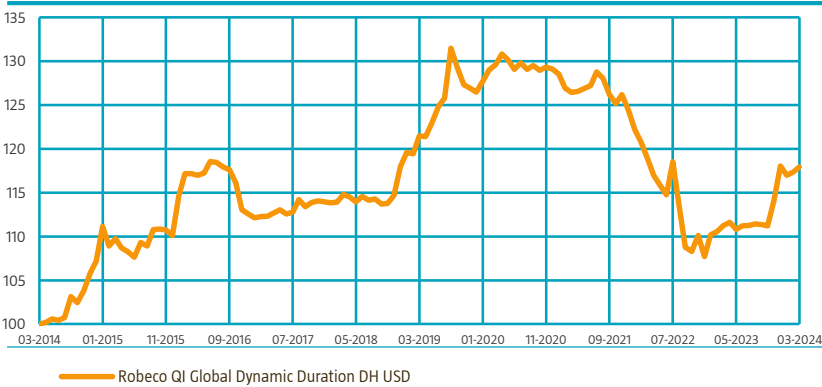
Sustainability profile

- Exclusions
- ESG Integration
- ESG Target
 - ESG score target
 - Footprint target
 - Better than index
 - Better than index

For more information on exclusions see <https://www.robeco.com/exclusions/>

Performance

Indexed value (until 31-03-2024) - Source: Robeco



Performance

Based on transaction prices, the fund's return was 0.50%.

The fund lagged the index in March. Due to its underweight duration positions in German and US bonds, the fund benefited less from the modest recovery in bond markets. All active duration positions are based on the outcomes of our quantitative duration model. The tilts in the underlying portfolio made a neutral contribution in March. Year-to-date, the fund has outperformed the index as its underweight duration positioning offered protection against the rise in yields, mainly in February. The tilts in the underlying portfolio also contributed positively to the performance in the first quarter, mainly by favoring Australian and Japanese bonds over German bonds.

Market development

Government bonds recovered somewhat in March from the sell-off in the first months of the year. US data showed some signs of weakness like declines in the ISM indices and downward revisions to previous months' payrolls, although CPI and PPI remained higher than expected (as did Eurozone CPI). Fed Chair Powell said the Fed is "not far" from the confidence to start cutting rates. The Swiss SNB already cut rates. ECB president Lagarde said the Governing Council was not yet "sufficiently confident" that inflation will go down to target, although its staff projected core inflation of 2.1% in 2025 and 2.0% in 2026. The Bank of Japan delivered its first rate hike since 2007 and abandoned Yield Curve Control, but Governor Ueda stressed the BoJ will continue to maintain accommodative monetary conditions. German Bunds gained 0.9%, US Treasuries 0.5% and Japanese government bonds 0.3% (all returns hedged to EUR).

Expectation of fund manager

The fund's duration policy is driven by the outcomes of our proprietary quantitative duration model. At the end of March, the model was negative on US, German and Japanese bonds, driven by the economic growth, inflation, low-risk, trend and season variables. For US and German bonds, the valuation variable is negative as well.

Fund price

31-03-24	USD	158.53
High Ytd (28-03-24)	USD	158.53
Low Ytd (24-01-24)	USD	155.08

Fees

Management fee	0.60%
Performance fee	None
Service fee	0.16%

Legal status

Investment company with variable capital incorporated under Luxembourg law (SICAV)	
Issue structure	Open-end
UCITS V	Yes
Share class	DH USD
This is a share class of Robeco QI Global Dynamic Duration, Sicav	

Registered in

Austria, Belgium, Chile, France, Germany, Ireland, Italy, Luxembourg, Netherlands, Singapore, Spain, Switzerland

Currency policy

All currency risks are hedged.

Risk management

Risk management systems continuously monitor the extent to which the portfolio differs from the benchmark. Extreme discrepancies are prevented in this way. The duration model makes use of futures, which can lead to leverage.

Dividend policy

All income earned will be accumulated and will in principle not be distributed as dividend. Therefore the entire result is reflected in the share price development.

Derivative policy

Robeco QI Global Dynamic Duration makes use of derivatives in order to implement the duration overlay. In addition, derivatives are used to hedge the currency risks of the portfolio. These derivatives are very liquid.

Fund codes

ISIN	LU0239949414
Bloomberg	RGLUXUD LX
Sedol	BOW5LY3
WKN	A0H0UP
Valoren	2387370

Statistics

	3 Years	5 Years
Tracking error ex-post (%)	2.80	2.61
Information ratio	0.24	0.03
Sharpe ratio	-0.75	-0.36
Alpha (%)	0.29	-0.07
Beta	0.91	0.91
Standard deviation	5.86	5.31
Max. monthly gain (%)	3.57	4.54
Max. monthly loss (%)	-4.25	-4.25

Above mentioned ratios are based on gross of fees returns

Hit ratio

	3 Years	5 Years
Months outperformance	17	28
Hit ratio (%)	47.2	46.7
Months Bull market	13	26
Months outperformance Bull	5	10
Hit ratio Bull (%)	38.5	38.5
Months Bear market	23	34
Months Outperformance Bear	12	18
Hit ratio Bear (%)	52.2	52.9

Above mentioned ratios are based on gross of fees returns.

Characteristics

	Fund	Index
Rating	AA2/AA3	AA2/AA3
Option Adjusted Modified Duration (years)	1.0	7.0
Maturity (years)	2.0	8.7
Yield to Worst (% , Hedged)	4.8	4.7

Changes

Up to 28 February 2013, the benchmark was the JPM GBI Global Index.

Sector allocation

The portfolio is invested in government bonds.

Sector allocation		Deviation index
Treasuries	97.5%	-2.5%
Cash and other instruments	2.5%	2.5%

Currency allocation

All positions are hedged to the base currency of the fund class. There is no active currency policy. Small temporary deviations from the benchmark may arise due to market movements.

Currency allocation		Deviation index
U.S. Dollar	99.7%	-0.3%
Japanese Yen	0.2%	0.2%
Swedish Kroner	0.1%	0.1%
Danish Kroner	0.1%	0.1%
Canadian Dollar	-0.1%	-0.1%
Australian Dollar	-0.1%	-0.1%

Duration allocation

The fund has underweight duration position in all three regions: the US, Germany and Japan. All active duration positions are based on the outcomes of our quantitative duration model. The underlying portfolio is tilted to long-dated Australian and US bonds, and away from long-dated German, Canadian and intermediate US bonds. Within Japan intermediate bonds are favored over long-dated bonds. These positions result in a better average ESG score and lower carbon intensity for the portfolio compared to the index.

Duration allocation		Deviation index
U.S. Dollar	1.1	-1.8
Euro	-0.7	-2.4
Pound Sterling	0.6	0.1
Australian Dollar	0.3	0.2
Japanese Yen	-0.3	-2.0
Danish Kroner	0.1	0.1
Canadian Dollar	0.0	-0.1

Rating allocation

The rating allocation follows from the rating allocation of the benchmark, the active duration positions and the tilts in the underlying portfolio. The bulk of the portfolio weight is in highly rated securities.

Rating allocation		Deviation index
AAA	13.6%	3.6%
AA	56.1%	-7.0%
A	23.3%	2.2%
BAA	4.5%	-1.3%
Cash and other instruments	2.5%	2.5%

ESG Important information

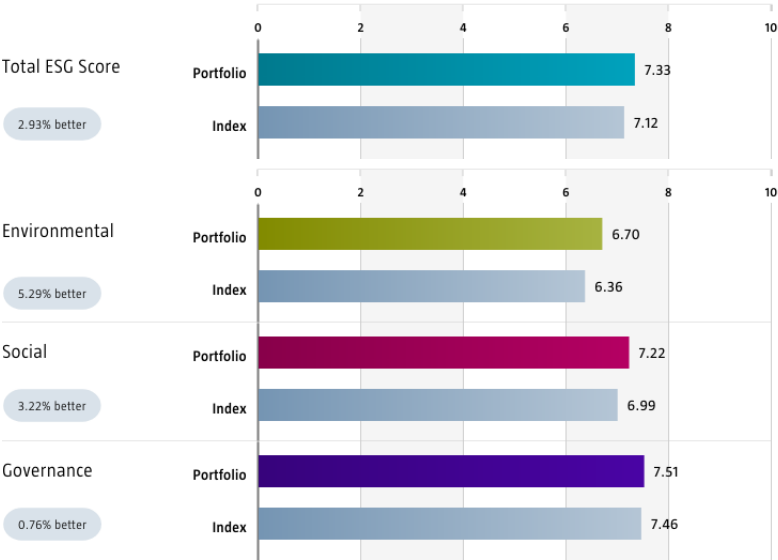
The sustainability information in this factsheet can help investors integrate sustainability considerations in their process. This information is for informational purposes only. The reported sustainability information may not at all be used in relation to binding elements for this fund. A decision to invest should take into account all characteristics or objectives of the fund as described in the prospectus. The prospectus is available on request and free of charge on the Robeco website.

Sustainability

The fund incorporates sustainability in the investment process via exclusions, ESG integration, and ESG and environmental footprint targets. The fund complies with Robeco's exclusion policy for countries and does not invest in countries where serious violations of human rights or a collapse of the governance structure take place, or if countries are subject to UN, EU or US sanctions. Via portfolio construction rules the fund targets a better ESG score and a lower carbon footprint than that of the reference index. This ensures that countries with a better ESG score or a lower carbon footprint are more likely to be included in the portfolio. The following sections display the ESG-metrics for this fund along with short descriptions. For more information please visit the sustainability-related disclosures.

Country Sustainability Ranking

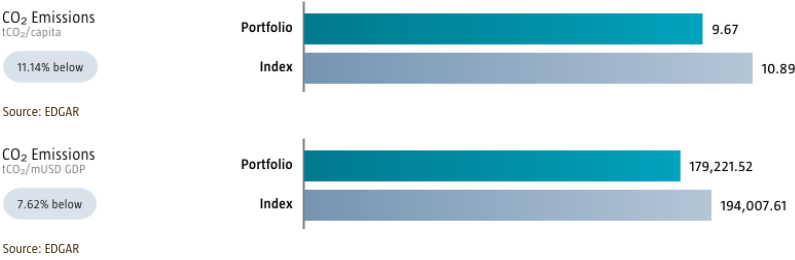
The charts displays the portfolio's Total, Environmental, Social and Governance scores following Robeco's Country Sustainability Ranking methodology. These are calculated using the portfolio components' weights and respective country's scores. The scores includes considerations of more than 50 separate indicators, each capturing a unique sustainability feature across environmental, social and governance dimensions at the country level. Index scores are provided alongside the portfolio scores, highlighting the portfolio's relative ESG performance. Only holdings mapped as sovereign bonds are included in the figures.



Source: Robeco. Certain underlying data is sourced from third parties (such as e.g. IMF, OECD and World Bank including Worldwide Governance Indicators Control of Corruption, as well as content from ISS and SanctIO).

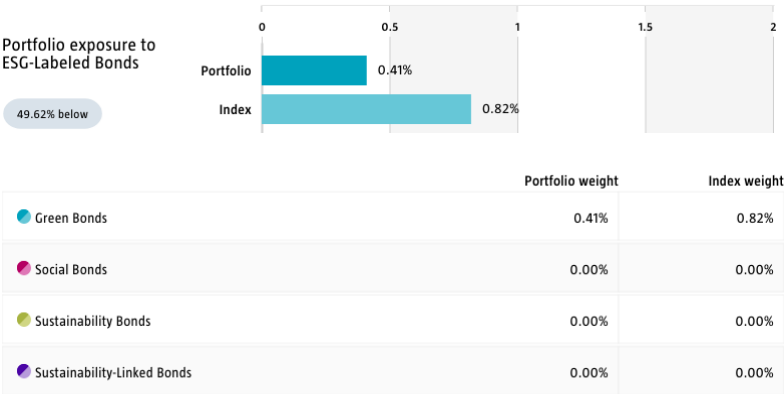
Environmental Intensity

Environmental intensity expresses a portfolio's aggregate environmental efficiency. The portfolio's aggregate carbon intensity is based on the related country emissions. We divide each country's carbon emissions, measured in tCO₂, by the population size or gross domestic product to obtain the country's carbon intensity. The portfolio's aggregate intensity figures are calculated as a weighted average by multiplying each assessed portfolio component's intensity figure with its respective position weight. Index intensities are provided alongside the portfolio intensities, highlighting the portfolio's relative carbon intensity. Only holdings mapped as sovereign bonds are included in the figures.



ESG Labeled Bonds

The ESG-labeled bond chart displays the portfolio's exposure to ESG-labeled bonds. Specifically, green bonds, social bonds, sustainability bonds, and sustainability-linked bonds. This is calculated as a sum of weights for those bonds in the portfolio that have one of above mentioned labels. Index exposure figures are provided alongside the portfolio exposure figures, highlighting the difference with the index.



Source: Bloomberg in conjunction with data derived from internal processes. BLOOMBERG® is a trademark and service mark of Bloomberg Finance L.P. and its affiliates (collectively "Bloomberg").

Investment policy

Robeco QI Global Dynamic Duration is an actively managed fund that invests worldwide in government bonds with investment grade quality. The fund's objective is to provide long term capital growth. The fund uses derivatives to dynamically adjust the duration (interest-rate sensitivity) of the portfolio. The duration positioning is based on our proprietary duration model, which predicts the direction of the bond markets using financial market data. The ESG scores of countries are a integral part of our bottom-up country allocation decisions. The fund promotes E&S (i.e. Environmental and Social) characteristics within the meaning of Article 8 of the European Sustainable Finance Disclosure Regulation, integrates sustainability risks in the investment process and applies Robeco's Good Governance policy. The fund applies sustainability indicators, including but not limited to, normative, activity-based and region-based exclusions. The majority of bonds selected through this approach will be components of the benchmark, but bonds outside the benchmark index may be selected too. The fund can deviate from the weightings of the benchmark. The fund aims to outperform the benchmark over the long run, whilst still controlling relative risk through the applications of limits (on currencies) to the extent of deviation from the benchmark. This will consequently limit the deviation of the performance relative to the benchmark. The Benchmark is a broad market weighted index that is not consistent with the ESG characteristics promoted by the fund.

Fund manager's CV

Olaf Penninga is Portfolio Manager Quant Fixed Income. He has been Portfolio Manager for the Dynamic Duration strategy since 2005 and Lead Portfolio Manager since 2011. These are all quantitative fixed income strategies. His previous positions with Robeco include that of Lead Portfolio Manager for Robeco's fundamentally-managed Euro Government Bonds strategy and Researcher with responsibility for fixed income allocation research. Olaf was employed by Interpolis as Investment Econometrician for one year before returning to Robeco in 2003. He started his career in 1998 at Robeco. He holds a Master's in Mathematics (cum laude) from Leiden University. Lodewijk van der Linden is Portfolio Manager Quant Fixed Income. He joined Robeco in August 2018. In the period 2015-2018 Lodewijk worked at Aegon Asset Management where he was Risk associate and Team Manager Client Reporting. Lodewijk started his career at PwC as an actuarial consultant in 2013. He holds a Master's in Actuarial Science from the University of Amsterdam and a Master's in Econometrics and Management Science from Erasmus University Rotterdam. Johan Duyvesteyn is Portfolio Manager Quant Fixed Income. His areas of expertise include government bond market timing, credit beta market timing, country sustainability and emerging-market debt. He has published in the Financial Analysts Journal, the Journal of Empirical Finance, the Journal of Banking and Finance, and the Journal of Fixed Income. Johan started his career in the industry in 1999 at Robeco. He holds a PhD in Finance, a Master's in Financial Econometrics from Erasmus University Rotterdam and he is a CFA® charterholder.

Team info

Robeco QI Global Dynamic Duration is managed within Robeco's Quant Allocation team, which consists of six portfolio managers. The team is focused on quantitative allocation strategies including quantitative duration strategies. The team works closely together with fundamental portfolio management teams and with seven dedicated quant allocation researchers. On average, the members of the quant allocation team have an experience in the asset management industry of eighteen years, of which fourteen years with Robeco.

Fiscal product treatment

The fund is established in Luxembourg and is subject to the Luxembourg tax laws and regulations. The fund is not liable to pay any corporation, income, dividend or capital gains tax in Luxembourg. The fund is subject to an annual subscription tax ('tax d'abonnement') in Luxembourg, which amounts to 0.05% of the net asset value of the fund. This tax is included in the net asset value of the fund. The fund can in principle use the Luxembourg treaty network to partially recover any withholding tax on its income.

Morningstar

Copyright © Morningstar Benelux. All Rights Reserved. The information contained herein: (1) is proprietary to Morningstar and/or its content providers; (2) may not be copied or distributed; and (3) is not warranted to be accurate, complete or timely. Neither Morningstar nor its content providers are responsible for any damages or losses arising from any use of this information. Past performance is no guarantee of future results. For more information on Morningstar, please refer to www.morningstar.com

Sustainability images

The figures shown in the sustainability visuals are calculated on subfund level.

Sustainalytics disclaimer

The information, methodologies, data and opinions contained or reflected herein are proprietary of Sustainalytics and/or third parties, intended for internal, non-commercial use, and may not be copied, distributed or used in any way, including via citation, unless otherwise explicitly agreed in writing. They are provided for informational purposes only and (1) do not constitute investment advice; (2) cannot be interpreted as an offer or indication to buy or sell securities, to select a project or make any kind of business transactions; (3) do not represent an assessment of the issuer's economic performance, financial obligations nor of its creditworthiness; (4) are not a substitute for a professional advice; (5) past performance is no guarantee of future results. These are based on information made available by third parties, subject to continuous change and therefore are not warranted as to their merchantability, completeness, accuracy or fitness for a particular purpose. The information and data are provided "as is" and reflect Sustainalytics' opinion at the date of their elaboration and publication. Sustainalytics nor any of its third-party suppliers accept any liability for damage arising from the use of the information, data or opinions contained herein, in any manner whatsoever, except where explicitly required by law. Any reference to third party names is for appropriate acknowledgement of their ownership and does not constitute a sponsorship or endorsement by such owner. Insofar as applicable, researched companies referred herein may have a relationship with different Sustainalytics' business units. Sustainalytics has put in place adequate measures to safeguard the objectivity and independence of its opinions. For more information, contact compliance@sustainalytics.com.

Bloomberg disclaimer

Bloomberg or Bloomberg's licensors own all proprietary rights in the Bloomberg Indices. Neither Bloomberg nor Bloomberg's licensors approves or endorses this material, or guarantees the accuracy or completeness of any information herein, or makes any warranty, express or implied, as to the results to be obtained therefrom and, to the maximum extent allowed by law, neither shall have any liability or responsibility for injury or damages arising in connection therewith.

Disclaimer

This document has been carefully prepared by Robeco Institutional Asset Management B.V. (Robeco). The information contained in this publication is based upon sources of information believed to be reliable. Robeco is not answerable for the accuracy or completeness of the facts, opinions, expectations and results referred to therein. Whilst every care has been taken in the preparation of this document, we do not accept any responsibility for damage of any kind resulting from incorrect or incomplete information. This document is subject to change without notice. The value of the investments may fluctuate. Past performance is no guarantee of future results. If the currency in which the past performance is displayed differs from the currency of the country in which you reside, then you should be aware that due to exchange rate fluctuations the performance shown may increase or decrease if converted into your local currency. Unless otherwise stated, performances are i) net of fees based on transaction prices and ii) with dividends reinvested. Please refer to the prospectus and the Key Information Document of the funds for further details. These are available at the Robeco offices or via the www.robeco.com website. The ongoing charges mentioned in this publication express the operational costs including management fee, service fee, taxe d'abonnement, depositary fee and bank charges and is the one stated in the fund's latest annual report at closing date. The information contained in this document is solely intended for professional investors under the Dutch Act on the Financial Supervision (Wet financieel toezicht) or persons who are authorized to receive such information under any other applicable laws. Robeco Institutional Asset Management B.V. has a license as manager of UCITS and AIFs from the Netherlands Authority for the Financial Markets in Amsterdam.