

I Accumulation USD | Data as at 31.03.2020

Fund objectives and investment policy

The fund aims to provide capital growth in excess of the MSCI China (Net TR) Index after fees have been deducted over a three to five year period by investing in equities of Chinese companies. The fund is actively managed and invests at least two-thirds of its assets in equities of Chinese companies. The fund may invest directly in China B-Shares and China H Shares and may invest less than 30% of its assets (on a net basis) directly or indirectly through derivatives in China A Shares through (i) Shanghai-Hong Kong Stock Connect and Shenzhen-Hong Kong Stock Connect, (ii) the Renminbi Qualified Foreign Institutional Investor ("RQFII") scheme and (iii) regulated markets. The fund may also invest directly or indirectly in other securities (including other asset classes), countries, regions, industries or currencies, investment funds, warrants and money market investments, and hold cash. The fund may use derivatives with the aim of reducing risk or managing the fund more efficiently.

Relevant risk as associated with this Fund are shown overleaf and should be carefully considered before making any investment.

Share class performance

Cumulative performance	1 month	3 months	YTD	1 year	3 years	5 years	10 years
Share class (Net)	-9,6	-12,3	-12,3	-7,0	19,6	33,4	81,3
Target	-6,6	-10,2	-10,2	-5,8	22,7	19,2	53,5
Comparator	-7,7	-10,3	-10,3	-6,1	15,0	14,9	35,1

Discrete yearly performance	Mar 15 - Mar 16	Mar 16 - Mar 17	Mar 17 - Mar 18	Mar 18 - Mar 19	Mar 19 - Mar 20
Share class (Net)	-9,6	23,3	32,5	-2,9	-7,0
Target	-18,8	19,7	38,9	-6,2	-5,8
Comparator	-14,8	17,2	32,1	-7,3	-6,1

Calendar year performance	2015	2016	2017	2018	2019
Share class (Net)	-0,7	5,0	46,8	-13,4	21,6
Target	-7,8	0,9	54,1	-18,9	23,5
Comparator	-3,8	-1,9	46,5	-20,3	23,3

Performance over 5 years (%)



Past performance is not a reliable indicator of future results, prices of shares and the income from them may fall as well as rise and investors may not get back the amount originally invested.

Exchange rate movements may cause the value of investments to fall as well as rise. The performance shown does not take account of any commissions, entry or exit charges.

Source: Morningstar, bid to bid, net income reinvested, net of fees. The fund's performance should be assessed against its target benchmark being to exceed the MSCI China (Net TR) index and compared against the Morningstar China Equity sector. The majority of the fund's investments may be components of the target benchmark. The investment manager invests on a discretionary basis and is not limited to investing in accordance with the composition of any benchmark. The investment manager will invest in companies or sectors not included in the target benchmark in order to take advantage of specific investment opportunities.

Fund facts

Fund manager	Louisa Lo
Managed fund since	19.07.2013
Fund management company	Schroder Investment Management (Europe) S.A.
Domicile	Luxembourg
Fund launch date	17.02.2006
Share class launch date	17.02.2006
Fund base currency	USD
Share class currency	USD
Fund size (Million)	USD 809,02
Number of holdings	68
Target	MSCI China NR
Comparator	Morningstar China Equity sector
Unit NAV	USD 450,7169
Dealing frequency	Daily
Distribution frequency	No Distribution

Fees & expenses

Ongoing charge	0,06%
Redemption fee	0,00%
Entry charge up to	0,00%

Purchase details

Minimum initial subscription	USD 5M ; EUR 5M or their near equivalent in any other freely convertible currency.
------------------------------	--

Codes

ISIN	LU0244355987
Bloomberg	SCHCHOI LX
SEDOL	B0YQ9L7
Reuters	LU0244355987.LUF

Ratings and accreditation

*



Please refer to the Important information section for the disclosure.

I Accumulation USD | Data as at 31.03.2020

5 year return of USD 10.000



Past Performance is not a guide to future performance and may not be repeated.

The value of investments and the income from them may go down as well as up and investors may not get back the amounts originally invested. Exchange rate changes may cause the value of any overseas investments to rise or fall.

The chart is for illustrative purposes only and does not reflect an actual return on any investment.

Returns are calculated bid to bid (which means performance does not include the effect of any initial charges), net income reinvested, net of fees.

Risk considerations

Liquidity risk: In difficult market conditions, the fund may not be able to sell a security for full value or at all. This could affect performance and could cause the fund to defer or suspend redemptions of its shares.

Operational risk: Operational processes, including those related to the safekeeping of assets, may fail. This may result in losses to the fund.

Concentration risk: The fund may be concentrated in a limited number of geographical regions, industry sectors, markets and/or individual positions. This may result in large changes in the value of the fund, both up or down.

Derivatives risk – Efficient Portfolio Management: Derivatives may be used to manage the portfolio efficiently. A derivative may not perform as expected, may create losses greater than the cost of the derivative and may result in losses to the fund.

Onshore renminbi currency risk: The fund can be exposed to different currencies. Changes in foreign exchange rates could create losses. Currency control decisions made by the Chinese government could affect the value of the fund's investments and could cause the fund to defer or suspend redemptions of its shares.

Stock Connect risk: The fund may be investing in China "A" shares via the Shanghai-Hong Kong Stock Connect and Shenzhen-Hong Kong Stock Connect which may involve clearing and settlement, regulatory, operational and counterparty risks.

Emerging Markets & Frontier risk: Emerging markets, and especially frontier markets, generally carry greater political, legal, counterparty, operational and liquidity risk than developed markets.

Counterparty risk: The fund may have contractual agreements with counterparties. If a counterparty is unable to fulfil their obligations, the sum that they owe to the fund may be lost in part or in whole.

Higher volatility risk: The price of this fund may be volatile as it may take higher risks in search of higher rewards.

Performance risk: Investment objectives express an intended result but there is no guarantee that such a result will be achieved. Depending on market conditions and the macro economic environment, investment objectives may become more difficult to achieve.

IBOR: The transition of the financial markets away from the use of interbank offered rates (IBORs) to alternative reference rates may impact the valuation of certain holdings and disrupt liquidity in certain instruments. This may impact the investment performance of the fund.

Synthetic risk & reward indicator (SRRI)

LOWER RISK Potentially lower reward **HIGHER RISK** Potentially higher reward



The risk category was calculated using historical performance data and may not be a reliable indicator of the fund's future risk profile. The fund's risk category is not guaranteed to remain fixed and may change over time. A fund in the lowest category does not mean a risk-free investment. The fund is in this category because it can take higher risks in search of higher rewards and its price may rise and fall accordingly.

Risk statistics & financial ratios

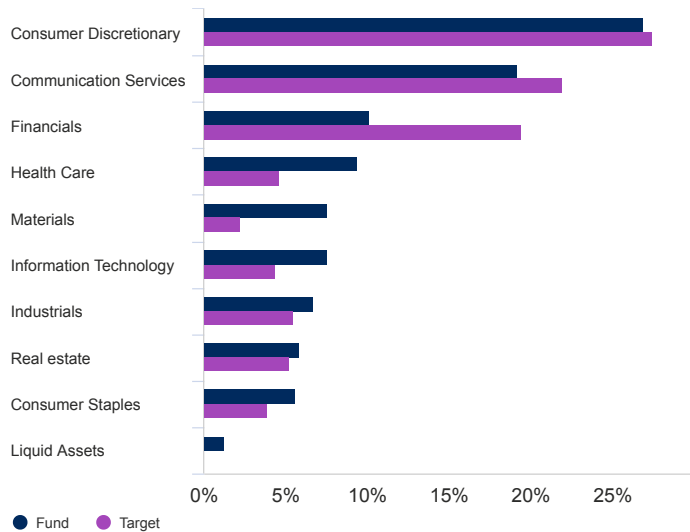
	Fund	Target
Annual volatility (%) (3y)	18,4	20,1
Alpha (%) (3y)	-0,4	-
Beta (3y)	0,9	-
Sharpe ratio (3y)	0,3	0,4
Information ratio (3y)	-0,2	-
Dividend Yield (%)	1,7	-
Price to book	1,8	-
Price to earnings	16,0	-

Source: Morningstar. The above ratios are based on bid to bid price based performance data. These financial ratios refer to the average of the equity holdings contained in the fund's portfolio and in the benchmark (if mentioned) respectively.

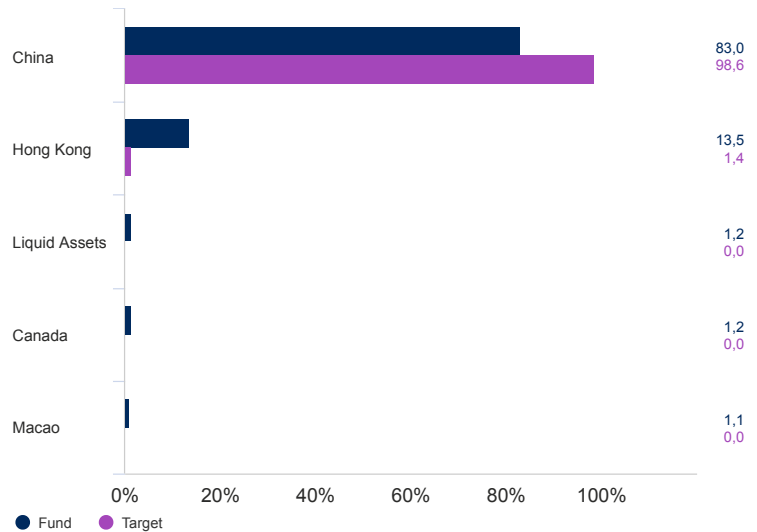
I Accumulation USD | Data as at 31.03.2020

Asset allocation

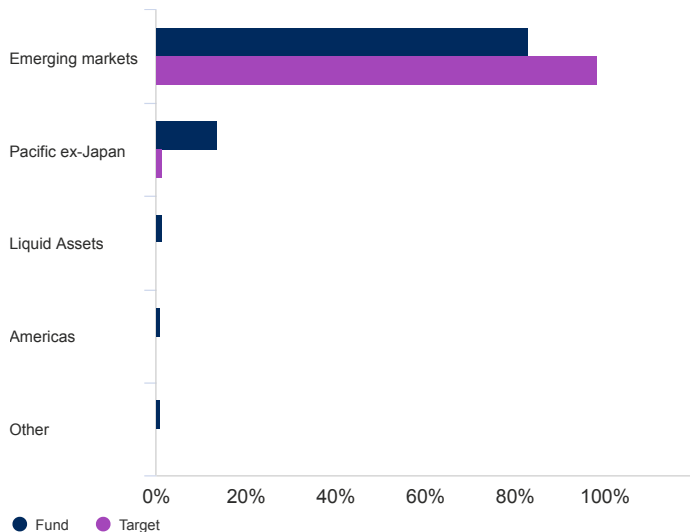
Sector (%)



Geographical Breakdown (%)



Region (%)



Top 10 holdings (%)

	Holding name	%
1	Alibaba Group Holding Ltd	9,8
2	Tencent Holdings Ltd	9,8
3	Shandong Weigao Group Medical Polymer Co Ltd	3,1
4	Weibo Corp	2,8
5	PRADA SpA	2,7
6	China Pacific Insurance Group Co Ltd	2,6
7	Li Ning Co Ltd	2,4
8	China Overseas Land & Investment Ltd	2,3
9	Shandong Gold Mining Co Ltd	2,3
10	China Mobile Ltd	2,3

Source: Schroders. Top holdings and asset allocation are at fund level.

I Accumulation USD | Data as at 31.03.2020

Contact information

Schroder Investment Management (Switzerland) AG
Central 2
Zurich
Switzerland
CH-8001
Tel: +41 (0)44 250 11 11
Fax: +41 (0)44 250 13 12

For your security, communications may be taped or monitored.

Important information

This document does not constitute an offer to anyone, or a solicitation by anyone, to subscribe for shares of Schroder International Selection Fund (the "Company"). Nothing in this document should be construed as advice and is therefore not a recommendation to buy or sell shares. The offering of shares in certain jurisdictions may be restricted and accordingly persons are required, by the Company, to inform themselves of and observe any such restrictions. Subscriptions for shares of the Company can only be made on the basis of its latest prospectus together with the latest audited annual report (and subsequent unaudited semi-annual report, if published). The prospectus and the key investor information document(s) for Switzerland, the articles of association, the annual and semi-annual reports can be obtained, free of charge, at the offices of the Swiss representative, Schroder Investment Management (Switzerland) AG, Central 2, P.O. Box, CH-8021 Zurich (authorised and regulated by FINMA) and the Swiss paying agent, Schroder & Co. Bank AG, Central 2, P.O. Box, CH-8021 Zurich. An investment in the Company entails risks, which are fully described in the prospectus. The Company has its registered office in Luxembourg and is regulated by the Commission de Surveillance du Secteur Financier. This document is issued by Schroder Investment Management (Europe) S.A., 5, rue Höhenhof, L-1736 Senningerberg, Luxembourg. R.C.S. Luxembourg: B 37.799. Schroders has expressed its own views and opinions in this document and these may change. Third party data is owned or licensed by the data provider and may not be reproduced or extracted and used for any other purpose without the data provider's consent. Third party data is provided without any warranties of any kind. The data provider and issuer of the document shall have no liability in connection with the third party data. The Prospectus and/or www.schroders.com contains additional disclaimers which apply to the third party data.

Benchmark: The target benchmark has been selected because it is representative of the type of investments in which the fund is likely to invest and it is, therefore, an appropriate target in relation to the return that the fund aims to provide. The comparator benchmark has been selected because the investment manager believes that the benchmark is a suitable comparison for performance purposes given the fund's investment objective and policy.

* Morningstar Rating: © Morningstar 2020. All Rights Reserved. The information contained herein: (1) is proprietary to Morningstar and/or its content providers; (2) may not be copied or distributed; and (3) is not warranted to be accurate, complete or timely. Neither Morningstar nor its content providers are responsible for any damages or losses arising from any use of this information. Past performance is no guarantee of future results.