

AXA WF Europe Real Estate I EUR

Past performance is not a reliable indicator of future results.

Key Figures (EUR)*

Fund Cumulative Performance (%)					Current NAV
YTD	1Y	3Y	10Y	Launch	Acc.
-2.32	+16.19	-10.61	+51.94	+150.27	250.27
Fund Annualized Performance (%)					Assets Under Management (M)
3 Y.	5 Y.	10 Y.	Launch		EUR
-3.68	-1.41	+4.27	+5.05		426.81

Performance & Risk

Performance Evolution (EUR)



Data is rebased to 100 by AXA IM on the graph start date.

Performance calculations are net of fees, based on the reinvestment of dividends. The benchmark, when there is one could be calculated on the basis of net or gross dividend. Please refer to the prospectus for more information.

Fund AXA WF Framlington Europe Real Estate Securities benefits of the historical evolution of the performance of the French fund AXA Aedificandi, since its creation on the 17/08/05, because they have the same investment objectives.

Risk Analysis

	1Y	3Y	5Y	Launch
Portfolio Volatility* (%)	21.97	25.66	22.75	18.70
Benchmark Volatility (%)	21.68	25.82	23.76	-
Relative Risk/Tracking Error (%)	2.32	2.27	3.10	2.90
Sharpe Ratio	0.60	-0.16	-0.06	0.25
Information Ratio	-0.65	1.01	0.76	0.94

All definitions of risks indicators are available in the section 'Glossary' below

Benchmark

Since: 01/01/2009

100% FTSE EPRA Nareit Developed Europe Capped 10% Total Return

The Fund is actively managed with deviation expected in term of constitution and performance compared to benchmark that is likely to be significant.

Fund Key Metrics

	Port.	Bench.
Number of Holdings	44	104
Turnover: Rolling 1Y (%)	33	-
Active Share (%)	35	-

Fund Profile

ESG Rating 

ESG Relative Rating

Lower  Higher

CO2 Relative rating

More CO₂  Less CO₂

% of AUM covered by ESG absolute rating: Portfolio = 99.3% Benchmark = 98.9% (not meaningful for coverage below 50%)

% of AUM covered by CO₂ intensity indicator: Portfolio = 97.8% Benchmark = 97.9% (not meaningful for coverage below 50%)

For more information about the methodology, please read the section 'ESG Metrics Definition' below

Fund Manager

Frédéric TEMPEL

François-Xavier AUBRY - Co-Manager

* 1st NAV date: 16/08/2005

Source(s): AXA Investment Managers - FTSE - GICS as at 28/03/2024

For more information about AXA IM, visit axa-im.com

Performance & Risk (Continued)

Rolling Performance (%)

	1M	3M	6M	YTD	3Y	5Y	31/03/23 31/03/24	31/03/22 31/03/23	31/03/21 31/03/22	31/03/20 31/03/21	31/03/19 31/03/20	Launch
Portfolio*	8.66	-2.32	18.28	-2.32	-10.61	-6.87	16.19	-33.92	16.42	17.47	-11.30	150.27
Benchmark	8.47	-2.83	18.05	-2.83	-14.83	-14.11	18.61	-36.49	13.06	20.38	-16.22	73.93
Excess Return	0.19	0.50	0.23	0.50	4.22	7.24	-2.41	2.57	3.36	-2.91	4.92	76.34

Annual Calendar Performance (%)

	2023	2022	2021	2020	2019	2018	2017	2016	2015	2014
Portfolio*	15.66	-36.08	21.92	-7.09	31.75	-7.37	15.39	-6.43	20.18	26.01
Benchmark	16.34	-36.57	18.49	-10.74	28.52	-8.40	12.55	-5.29	18.14	25.35
Excess Return	-0.68	0.49	3.43	3.65	3.23	1.03	2.84	-1.14	2.04	0.65

Past performance is not a reliable indicator of future results. Performance calculations are net of fees, based on the reinvestment of dividends. The benchmark, when there is one could be calculated on the basis of net or gross dividend. Please refer to the prospectus for more information.

Portfolio Analysis

Top 10 Holdings

Equity	Weighting (%)			Sector	Geography
	Portfolio	Benchmark	Relative		
Vonovia SE	8.16	9.72	-1.57	Real Estate	Germany
Segro PLC	7.32	7.30	0.02	Real Estate	United Kingdom
Catena AB	5.15	0.77	4.38	Real Estate	Sweden
British Land Co PLC	4.72	2.22	2.50	Real Estate	United Kingdom
Unibail-Rodamco-Westfield	4.66	3.96	0.70	Real Estate	France
Klepierre SA	4.34	2.53	1.81	Real Estate	France
LEG Immobilien SE	4.26	3.03	1.24	Real Estate	Germany
UNITE Group PLC	3.74	2.05	1.69	Real Estate	United Kingdom
Mercialys SA	3.57	0.52	3.05	Real Estate	France
Safestore Holdings Plc	3.38	0.99	2.39	Real Estate	United Kingdom
Total (%)	49.30	33.09			

Companies shown are for illustrative purposes only at the date of this report and may no longer be in the portfolio later. It should not be considered a recommendation to purchase or sell any security.

* 1st NAV date: 16/08/2005

Portfolio Analysis (Continued)

Top 5 Overweight (%)

	Port. Bench. Relative		
Catena AB	5.15	0.77	4.38
Mercialys SA	3.57	0.52	3.05
British Land Co PLC	4.72	2.22	2.50
Safestore Holdings Plc	3.38	0.99	2.39
Ctp NV	2.36	0.00	2.36

Sector Breakdown (%)

	Portfolio	Benchmark
Real Estate	97.42	99.56
Communication Services	1.87	0.00
Consumer Discretionary	0.33	0.18
Financials	0.00	0.26
Cash	0.38	0.00

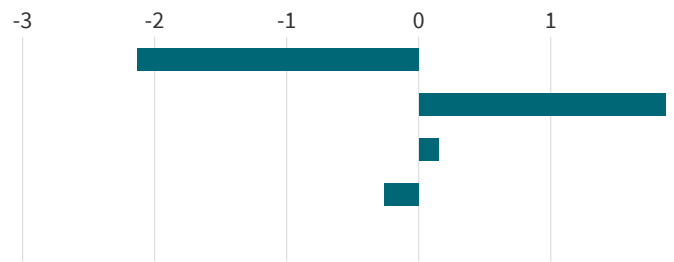
Geographical Breakdown (%)

	Portfolio	Benchmark
United Kingdom	34.46	32.93
Germany	17.74	15.93
France	16.75	12.15
Sweden	14.15	15.94
Belgium	7.18	7.92
Spain	4.53	2.83
Netherlands	2.97	1.16
Switzerland	1.26	8.87
Finland	0.58	1.06
Norway	0.00	0.35
Italy	0.00	0.05
Ireland	0.00	0.24
Austria	0.00	0.57
Cash	0.38	0.00

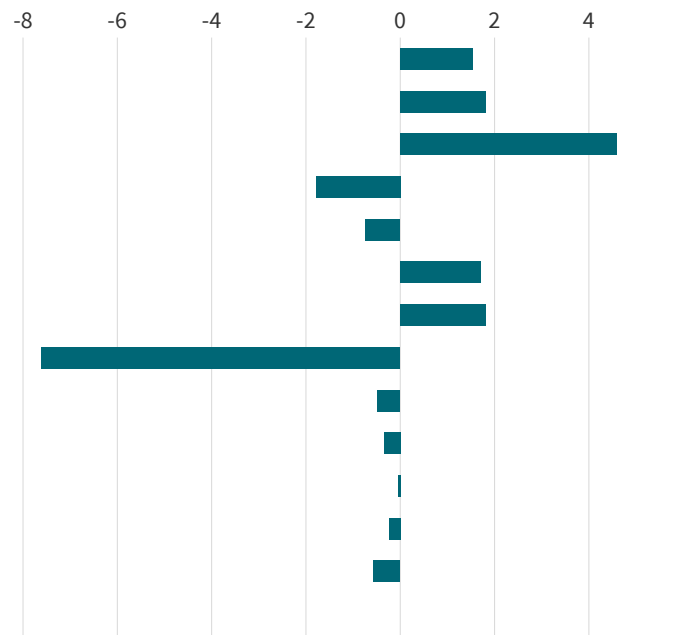
Top 5 Underweight (%)

	Port. Bench. Relative		
Swiss Prime Site AG	0.00	3.61	-3.61
Psp Swiss Property AG	0.97	2.85	-1.88
Vonovia SE	8.16	9.72	-1.57
Gecina SA	1.03	2.51	-1.48
Allreal Holding AG	0.00	1.22	-1.22

Active Exposure by Sector (%)

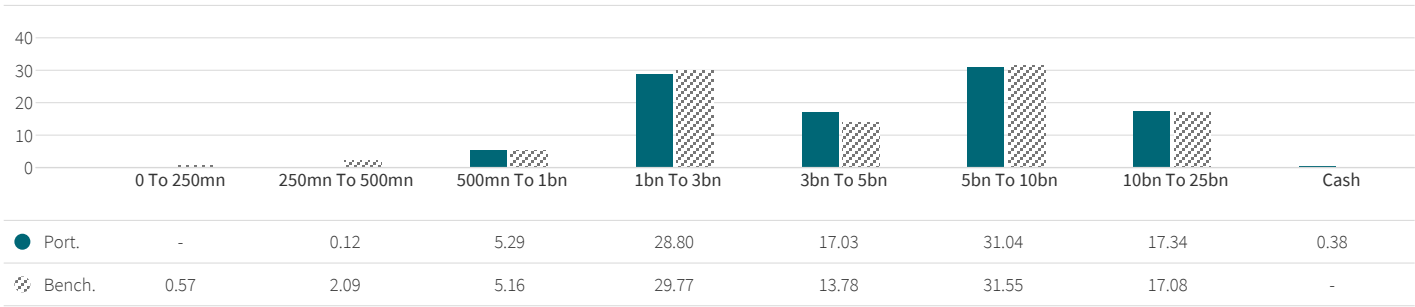


Active Exposure by Geography (%)



Portfolio Analysis (Continued)

MarketCap Breakdown (EUR - %)



Additional Information

Administration: I EUR

Legal form	SICAV
UCITS Compliant	Yes
AIF Compliant	No
Legal country	Luxembourg
1st NAV date	16/08/2005
Fund currency	EUR
Shareclass currency	EUR
Valuation	Daily
Share type	Accumulation
ISIN code C / D	LU0227125514 / LU2472839278
Transaction costs	0.46%
Ongoing charges	0.78%
Financial management fees	0.6%
Management company	AXA INVESTMENT MANAGERS PARIS S.A.
(Sub) Financial delegation	AXA Real Estate Investment Managers SGP
Delegation of account administration	State Street Bank International GmbH (Luxembourg Branch)
Custodian	State Street Bank International GmbH (Luxembourg Branch)

As disclosed in the most recent Annual Report, the ongoing charges calculation excludes performance fees, but includes management and applied services fees. The effective Applied Service Fee is accrued at each calculation of the Net Asset Value and included in the ongoing charges of each Share Class. The investment will be reduced by the payment of the above mentioned fees.

Fund Objectives

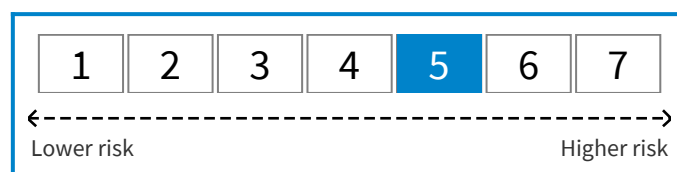
The Sub-Fund seeks to achieve long term capital growth measured in Euros by investing mainly in listed equity issued by companies engaged in the real estate sector, domiciled or exercising the main part of their activities in Europe.

Investment Horizon

The risk and the reward of the product may vary depending on the expected holding period. We recommend holding this product at least for 5 years.

Risk Indicator

The information shown below is from the KID PRIIPS.



The risk indicator assumes you keep the product for 5 years.

The actual risk can vary significantly if you cash in at an early stage and you may get back less.

The summary risk indicator is a guide to the level of risk of this product compared to other products. It shows how likely it is that the product will lose money because of movements in the markets or because we are not able to pay you.

We have classified this product as 5 out of 7 which is the a medium-high risk class. This rates the potential losses from future performance at a medium-high level. The risk category associated to this product was determined based on past observations, it is not guaranteed and can evolve in the future.

Be aware of currency risk. You will receive payments in a different currency, so the final return you will get depend on the exchange rate between the two currencies. This risk is not considered in the indicator shown above.

Other risks not included in the Summary risk indicator can be materially relevant, such as counterparty risk, derivatives risk. For further information, please refer to the prospectus.

This product does not include any protection from future market performance so you could lose some or all of your investment.

Subscription Redemption

The subscription, conversion or redemption orders must be received by the Registrar and Transfer Agent on any Valuation Day no later than 3 p.m. Luxembourg time. Orders will be processed at the Net Asset Value applicable to such Valuation Day. The investor's attention is drawn to the existence of potential additional processing time due to the possible involvement of intermediaries such as Financial Advisers or distributors. The Net Asset Value of this Sub-Fund is calculated on a daily basis.

Additional Information (Continued)

How to Invest

Before making an investment, investors should read the relevant Prospectus and the Key Investor Information Document (particularly for UK investors) / Key Information Document / scheme documents, which provide full product details including investment charges and risks. The information contained herein is not a substitute for those documents or for professional external advice.

Retail Investors

Retail investors should contact their Financial intermediary.

ESG Metrics Definition

Our approach to ESG measurement seeks to combine qualitative and quantitative techniques. The tree rating shown in this report is a simple pictorial representation of the overall ESG rating of the fund's portfolio. A fund which has 1 tree has a poor ESG rating, whereas a fund with 5 trees has a high ESG rating. For more information on our ESG standards, approach and methodology please visit: Putting ESG to work | AXA IM Core (axa-im.com).

ESG relative rating is calculated as the difference between the ESG absolute rating of the portfolio and the ESG absolute rating of benchmark. If ESG Relative rating is positive (negative), this means that the portfolio has a higher (lower) ESG absolute rating than the benchmark.

CO2 relative intensity is calculated as the difference between the intensity of the fund (expressed in tCO2/M€ Revenues) and the one of benchmark.

If CO2 Relative intensity is green, it means that the intensity of portfolio is lower than that of the benchmark. If CO2 Relative intensity orange, it means that the intensity of the portfolio is higher than that of the benchmark. If CO2 Relative intensity is yellow, it means that intensity of the portfolio is similar than that of the benchmark.

ESG indicators are for informational purposes only.

The portfolio has a contractual objective on one or more ESG indicators.

Disclaimers

Not for distribution or dissemination to US investors

This marketing communication does not constitute on the part of AXA Investment Managers a solicitation or investment, legal or tax advice. This material does not contain sufficient information to support an investment decision. The information contained herein is intended solely for the entity and/or person(s) to which it has been delivered, unless otherwise allowed under applicable agreements.

The tax treatment associated with holding, buying or disposing of shares or units in a fund depends on the status or tax treatment of each investor and may be subject to change. Potential investors are strongly encouraged to seek the advice of their own tax adviser.

Due to its simplification, this document is partial and opinions, estimates and forecasts herein are subjective and subject to change without notice. There is no guarantee forecasts made will come to pass. Data, figures, declarations, analysis, predictions and other

information in this document is provided based on our state of knowledge at the time of creation of this document. Whilst every care is taken, no representation or warranty (including liability towards third parties), express or implied, is made as to the accuracy, reliability or completeness of the information contained herein. This material does not contain sufficient information to support an investment decision.

Past performance is not a guide to current or future performance, and any performance or return data displayed does not take into account commissions and costs incurred when issuing or redeeming units. The value of investments, and the income from them, can fall as well as rise and investors may not get back the amount originally invested. Exchange-rate fluctuations may also affect the value of their investment. Due to this and the initial charge that is usually made, an investment is not usually suitable as a short term holding. Commissions and costs have an adverse effect on the performance of the fund.

The Fund's characteristics do not protect the investors from the potential effect of inflation over time. The investments and/or any potential income generated during the period will not be adjusted by the rate of inflation over the same period. Thus, the return on the fund adjusted from the rate of inflation could be negative. Consequently, the inflation might undermine the performance and/or the value of your investment.

The Fund referenced herein has not been registered under the United States Investment Company Act of 1940, as amended, nor the United States Securities Act of 1933, as amended. None of the shares may be offered or sold, directly or indirectly in the United States or to any US Person unless the securities are registered under the Act, or an exemption from the registration requirements of the Act is available. A US Person is defined as (a) any individual who is a citizen or resident of the United States for federal income tax purposes; (b) a corporation, partnership or other entity created or organized under the laws of or existing in the United States; (c) an estate or trust the income of which is subject to United States federal income tax regardless of whether such income is effectively connected with a United States trade or business. In the United States, this material may be distributed only to a person who is a "distributor," or who is not a "U.S. person," as defined by Regulation S under the U.S. Securities Act of 1933 (as amended).

The fund or sub fund is a part of AXA World Funds. AXA WORLD FUNDS's registered office is 49, avenue J.F Kennedy L-1885 Luxembourg. The Company is registered under the number B. 63.116 at the "Registre de Commerce et des Sociétés" The Company is a Luxembourg SICAV UCITS IV approved by the CSSF and managed by AXA Investment Managers Paris, a company incorporated under the laws of France, having its registered office located at Tour Majunga – La Défense 9 – 6, place de la Pyramide – 92800 Puteaux, registered with the Nanterre Trade and Companies Register under number 353 534 506, and a Portfolio Management Company, holder of AMF approval no. GP 92-008, issued on 7 April 1992.

For the purposes of presenting the breakdown by country, sector, principal exposures and active strategies, equities and similar instruments relating to a single company (ADRs, GDRs, RSPs, rights, etc.) are grouped in order to form a single exposure for the said

Additional Information (Continued)

company.

The geographical breakdown is based on the country classification as published by the index provider (or the main index provider in case of a composite benchmark). The second available source is the Country ISO from Bloomberg (or Ultimate Country of risk for Emerging fund).

Annual turnover rate : Sum the last 12 monthly results to obtain the turnover rate over 1 rolling year, calculated according to the following formula: $(\text{abs}(\text{purchase}) + \text{abs}(\text{sale}) - \text{abs}(\text{subscription} - \text{redemption})) / (2 * \text{average AUM})$.

Purchase and sale exclude derivatives, short term instruments and some corporate actions.

Subscription and redemption are netted on a monthly basis, impact of inflows and outflows can result in negative turnover which does not reflect portfolio turnover, therefore annual turnover has a floor of 0.

Companies shown are for illustrative purposes only at the date of this report and may no longer be in the portfolio later. It does not constitute investment research or financial analysis relating to transactions in financial instruments, nor does it constitute an offer to buy or sell any investments, products or services, and should not be considered as solicitation or investment, legal or tax advice, a recommendation for an investment strategy or a personalized recommendation to buy or sell securities.

For more information on sustainability-related aspects please visit <https://www.axa-im.com/what-is-sfdr>.

Depending on the recipient's respective jurisdiction or region, the following additional disclosures may apply:

For Chilean Investors: This private offer avails itself of the General Regulation No. 336 of the Superintendence of Securities and Insurances (currently the Financial Markets Commission). This offer relates to securities not registered with the Securities Registry or the Registry of Foreign Securities of the Financial Markets Commission, and therefore such securities are not subject to oversight by the latter; Being unregistered securities, there is no obligation on the issuer to provide public information in Chile regarding such securities; and these securities may not be subject to a public offer until they are registered in the corresponding Securities Registry.

Para inversionistas chilenos: ESTA OFERTA PRIVADA SE ACOGE AL REGLAMENTO GENERAL N° 336 DE LA SUPERINTENDENCIA DE VALORES Y SEGUROS (ACTUALMENTE COMISIÓN DE MERCADOS FINANCIEROS). ESTA OFERTA SE REFIERE A VALORES NO INSCRITOS EN EL REGISTRO DE VALORES O EN EL REGISTRO DE VALORES EXTRANJEROS QUE LLEVA LA COMISIÓN DE MERCADOS FINANCIEROS, POR LO QUE TALES VALORES NO ESTÁN SUJETOS A LA FISCALIZACIÓN DE ÉSTA; POR TRATARSE DE VALORES NO INSCRITOS NO EXISTE LA OBLIGACIÓN POR PARTE DEL EMISOR DE ENTREGAR EN CHILE INFORMACIÓN PÚBLICA RESPECTO A LOS VALORES SOBRE LOS QUE SE REFIERE ESTA OFERTA; ESTOS VALORES NO PODRÁN SER OBJETO DE OFERTA PÚBLICA MIENTRAS NO SEAN INSCRITOS EN EL REGISTRO DE VALORES CORRESPONDIENTE.

For Peruvian Investors: AXA Investment Managers is not licensed and it is not legally required to be licensed by the Peruvian Securities Regulator (Superintendencia del Mercado de Valores – SMV) for these activities. Consequently, the Peruvian Securities Regulator does not

exercise any kind of supervision regarding this fund, strategy and/or service; and, the information furnished to the investors and the rest of the services rendered by AXA Investment Managers are subject to its exclusive responsibility. In Peru, this document is only for the exclusive use of persons or entities qualifying as “Inversionistas Institucionales” under Peruvian Law. This document is not for public distribution. AXA Investment Managers no tiene y no está legalmente obligada a tener una autorización por parte de la Superintendencia del Mercado de Valores para estas actividades. En consecuencia, la Superintendencia del Mercado de Valores no ejerce ningún tipo de supervisión sobre el fondo, la estrategia, y/o los servicios; y la información proporcionada a los inversionistas y los demás servicios que les presta son de exclusiva responsabilidad de AXA Investment Managers. En el Perú, este documento es para el uso exclusivo de personas o entidades que califiquen como “Inversionistas Institucionales” bajo las leyes peruanas. Este documento no es para distribución al público.

For Uruguayan Investors: The sale of the shares/units qualifies as a private placement pursuant to section 2 of Uruguayan law 18,627. The shares/units must not be offered or sold to the public in Uruguay, except in circumstances which do not constitute a public offering or distribution under Uruguayan laws and regulations. The shares/units are not and will not be registered with the Financial Services Superintendency of the Central Bank of Uruguay. The shares/units correspond to investment funds that are not investment funds regulated by Uruguayan law 16,774 dated September 27, 1996, as amended.

For Singapore Investors: This document is issued by AXA Investment Managers Asia (Singapore) Ltd. (“AXA IM Asia”) (Registration No. 199001714W) for the use of Institutional Investors and/or Accredited Investors only as defined in Section 4A of the Securities and Futures Act (Cap. 289) (subject to the Fund being registered under the Restricted Schemes), and must not be relied upon by retail investors. Circulation must be restricted accordingly. As an exempt financial adviser under the Financial Advisers Act (“FAA”), AXA IM Asia is exempted from complying with certain business conduct rules (including but not limited to Sections 25, 27 and 36 of the FAA) when providing financial advisory services to Accredited Investors.

For investors located in the European Union :

Please note that the management company reserves the right, at any time, to no longer market the product(s) mentioned in this communication in the European Union by filing a notification to its supervision authority, in accordance with European passport rules. In the event of dissatisfaction with AXA Investment Managers products or services, you have the right to make a complaint, either with the marketer or directly with the management company (more information on AXA IM complaints policy is available in English: <https://www.axa-im.com/important-information/comments-and-complaints>)

If you reside in one of the European Union countries, you also have the right to take legal or extra-judicial action at any time. The European online dispute resolution platform allows you to submit a complaint form (available at:

<https://ec.europa.eu/consumers/odr/main/index.cfm?event=main.home.chooseLanguage>) and provides you with information on available means of redress (available at: <https://ec.europa.eu/consumers/odr/main/?event=main.adr.show2>). Summary of investor rights in English is available on AXA IM website <https://www.axa-im.com/important-information/summary-investor-rights>.

Translations into other languages are available on local AXA IM

Additional Information (Continued)

entities' websites.

Disclaimers from external financial data service providers

FTSE

FTSE International Limited («FTSE») © FTSE. [2024] FTSE® is a trade mark of London Stock Exchange Plc and The Financial Times Limited and is used by FTSE under licence. All rights in the FTSE Indices vest in FTSE and/or its licensors. Neither FTSE nor its licensors accept any liability for any errors or omissions in the FTSE Indices or underlying data. No further distribution of FTSE Data is permitted without FTSE's express written consent.

GICS

The Global Industry Classification Standard ("GICS") is the exclusive property and a service mark of MSCI Inc. ("MSCI") and Standard & Poor's, a division of The McGraw-Hill Companies, Inc. ("S&P") and is licensed for use by AXA Investment Managers Paris. Neither MSCI, S&P nor any third party involved in making or compiling the GICS makes any express or implied warranties or representations and shall have no liability whatsoever with respect to GICS or the results to be obtained by the use thereof.

Glossary

Volatility (%): is an indicative measure of degree of variation of an asset's price changes over time.

Relative Risk/Tracking Error (%): measures, in standard deviation, the fluctuation of returns of a portfolio relative to the fluctuation of returns of a reference index. The tracking error can be viewed as an indicator of how actively a fund is managed. The lower the number the closer the fund's historic performance has followed its benchmark.

Sharpe ratio: is the measure of the risk-adjusted excess return over risk free rate of a financial portfolio and is used to compare the excess return of an investment to its risk. The higher the Sharpe ratio the better the return compared to the risk taken.

Information Ratio (IR): is a measurement of portfolio returns above the returns of a benchmark to the volatility of those excess returns. The IR is used to compare excess return over a benchmark to excess risk over a benchmark. E.g : A manager who outperforms a benchmark by 2% p.a. will have a higher IR than a manager with the same outperformance who has taken more risk.